



PROVISIONAL

Homestead-Miami Race

CTSCC

Homestead-Miami Speedway 2.300 Miles

Grand-Am CTSCC Race

3/6/2010 01:05 PM

Race (2:30:00 Time) started at 13:04:56

Lap	Lap Tm	Diff	Time of Day
(61) Johnson / Roush Jr			
Jack Roush Jr			
1	1:36.757	+9.239	13:06:37.667
2	1:30.747	+3.229	13:08:08.414
3	1:29.776	+2.258	13:09:38.190
4	1:28.234	+0.716	13:11:06.424
5	1:28.847	+1.329	13:12:35.271
6	1:31.926	+4.408	13:14:07.197
7	1:31.699	+4.181	13:15:38.896
8	1:29.042	+1.524	13:17:07.938
9	1:30.180	+2.662	13:18:38.118
10	1:30.086	+2.568	13:20:08.204
11	1:29.542	+2.024	13:21:37.746
12	1:30.596	+3.078	13:23:08.342
13	1:28.814	+1.296	13:24:37.156
14	1:29.892	+2.374	13:26:07.048
15	1:28.905	+1.387	13:27:35.953
16	1:28.924	+1.406	13:29:04.877
17	1:34.305	+6.787	13:30:39.182
18	2:21.996	+54.478	13:33:01.178
19	2:31.798	+1:04.280	13:35:32.976
20	2:14.121	+46.603	13:37:47.097
21	2:15.963	+48.445	13:40:03.060
22	2:18.085	+50.567	13:42:21.145
23	1:30.742	+3.224	13:43:51.887
24	1:28.104	+0.586	13:45:19.991
25	1:27.969	+0.451	13:46:47.960
26	1:28.307	+0.789	13:48:16.267
27	1:28.732	+1.214	13:49:44.999
28	1:28.911	+1.393	13:51:13.910
29	1:29.048	+1.530	13:52:42.958
30	1:29.120	+1.602	13:54:12.078
31	1:29.533	+2.015	13:55:41.611
32	1:29.856	+2.338	13:57:11.467
33	1:30.187	+2.669	13:58:41.654
34	1:34.108	+6.590	14:00:15.762
35	2:36.150	+1:08.632	14:02:51.912
36	2:36.250	+1:08.732	14:05:28.162
37	2:14.535	+47.017	14:07:42.697
38	2:16.696	+49.178	14:09:59.393
39	1:31.331	+3.813	14:11:30.724
40	1:28.197	+0.679	14:12:58.921
41	1:28.211	+0.693	14:14:27.132
42	1:28.844	+1.326	14:15:55.976
43	1:29.135	+1.617	14:17:25.111
44	1:32.859	+5.341	14:18:57.970
p45	2:38.863	+1:11.345	14:21:36.833
Best Tm: 1:27.969			
Billy Johnson			
46	2:51.664	+1:24.146	14:24:28.497
47	1:50.034	+22.516	14:26:18.531
48	1:33.300	+5.782	14:27:51.831
49	1:28.168	+0.650	14:29:19.999
50	1:29.200	+1.682	14:30:49.199
51	1:29.586	+2.068	14:32:18.785
52	1:28.314	+0.796	14:33:47.099
53	1:30.105	+2.587	14:35:17.204
54	1:28.582	+1.064	14:36:45.786
55	1:29.205	+1.687	14:38:14.991

Lap	Lap Tm	Diff	Time of Day
56	1:28.936	+1.418	14:39:43.927
57	1:29.672	+2.154	14:41:13.599
58	1:31.514	+3.996	14:42:45.113
59	1:30.129	+2.611	14:44:15.242
60	1:28.423	+0.905	14:45:43.665
61	1:29.447	+1.929	14:47:13.112
62	1:29.868	+2.350	14:48:42.980
63	1:28.854	+1.336	14:50:11.834
64	1:29.182	+1.664	14:51:41.016
65	1:31.554	+4.036	14:53:12.570
66	1:29.629	+2.111	14:54:42.199
67	1:28.330	+0.812	14:56:10.529
68	1:28.375	+0.857	14:57:38.904
69	1:28.393	+0.875	14:59:07.297
70	1:28.377	+0.859	15:00:35.674
71	1:30.267	+2.749	15:02:05.941
72	1:29.422	+1.904	15:03:35.363
73	1:28.649	+1.131	15:05:04.012
74	1:28.074	+0.556	15:06:32.086
75	1:28.935	+1.417	15:08:01.021
76	1:29.698	+2.180	15:09:30.719
77	1:28.675	+1.157	15:10:59.394
78	1:30.001	+2.483	15:12:29.395
79	1:28.249	+0.731	15:13:57.644
80	1:28.759	+1.241	15:15:26.403
81	1:32.204	+4.686	15:16:58.607
82	1:43.707	+16.189	15:18:42.314
83	2:32.321	+1:04.803	15:21:14.635
84	2:37.169	+1:09.651	15:23:51.804
85	2:33.938	+1:06.420	15:26:25.742
86	2:25.460	+57.942	15:28:51.202
87	1:28.759	+1.241	15:30:19.961
88	1:27.518		15:31:47.479
89	1:28.146	+0.628	15:33:15.625
90	1:27.960	+0.442	15:34:43.585
91	1:28.018	+0.500	15:36:11.603
Best Tm: 1:27.518			
(45) Borcheller/ Hendricks			
Andrew Hendricks			
1	1:34.806	+6.782	13:06:32.589
2	1:29.949	+1.925	13:08:02.538
3	1:30.139	+2.115	13:09:32.677
4	1:29.739	+1.715	13:11:02.416
5	1:29.756	+1.732	13:12:32.172
6	1:32.285	+4.261	13:14:04.457
7	1:30.984	+2.960	13:15:35.441
8	1:30.540	+2.516	13:17:05.981
9	1:30.851	+2.827	13:18:36.832
10	1:30.801	+2.777	13:20:07.633
11	1:29.643	+1.619	13:21:37.276
12	1:30.618	+2.594	13:23:07.894
13	1:30.588	+2.564	13:24:38.482
14	1:30.169	+2.145	13:26:08.651
15	1:29.700	+1.676	13:27:38.351
16	1:30.163	+2.139	13:29:08.514
17	1:48.134	+20.110	13:30:56.648
18	2:06.081	+38.057	13:33:02.729
19	2:32.162	+1:04.138	13:35:34.891
p20	2:48.515	+1:20.491	13:38:23.406

Lap	Lap Tm	Diff	Time of Day
21	2:07.548	+39.524	13:40:30.954
22	2:19.553	+51.529	13:42:50.507
23	1:33.698	+5.674	13:44:24.205
24	1:32.900	+4.876	13:45:57.105
25	1:32.461	+4.437	13:47:29.566
26	1:30.140	+2.116	13:48:59.706
27	1:35.732	+7.708	13:50:35.438
28	1:30.852	+2.828	13:52:06.290
29	1:31.525	+3.501	13:53:37.815
30	1:31.494	+3.470	13:55:09.309
31	1:30.208	+2.184	13:56:39.517
32	1:30.773	+2.749	13:58:10.290
33	1:30.690	+2.666	13:59:40.980
34	1:35.570	+7.546	14:01:16.550
35	1:54.249	+26.225	14:03:10.799
36	2:28.368	+1:00.344	14:05:39.167
37	2:12.104	+44.080	14:07:51.271
38	2:11.464	+43.400	14:10:02.735
39	1:34.281	+6.257	14:11:37.016
40	1:31.256	+3.232	14:13:08.272
41	1:30.571	+2.547	14:14:38.843
42	1:31.888	+3.864	14:16:10.731
43	1:30.220	+2.196	14:17:40.951
44	1:35.959	+7.935	14:19:16.910
Best Tm: 1:29.643			
Terry Borcheller			
p45	3:36.650	+2:08.626	14:22:53.560
46	1:43.956	+15.932	14:24:37.516
47	1:43.964	+15.940	14:26:21.480
48	1:32.134	+4.110	14:27:53.614
49	1:28.576	+0.552	14:29:22.190
50	1:28.024		14:30:50.214
51	1:30.649	+2.625	14:32:20.863
52	1:28.963	+0.939	14:33:49.826
53	1:28.051	+0.027	14:35:17.877
54	1:28.813	+0.789	14:36:46.690
55	1:29.438	+1.414	14:38:16.128
56	1:28.443	+0.419	14:39:44.571
57	1:29.500	+1.476	14:41:14.071
58	1:31.436	+3.412	14:42:45.507
59	1:30.246	+2.222	14:44:15.753
60	1:28.868	+0.844	14:45:44.621
61	1:29.404	+1.380	14:47:14.025
62	1:29.523	+1.499	14:48:43.548
63	1:29.140	+1.116	14:50:12.688
64	1:28.912	+0.888	14:51:41.600
65	1:31.672	+3.648	14:53:13.272
66	1:29.250	+1.226	14:54:42.522
67	1:28.596	+0.572	14:56:11.118
68	1:28.392	+0.368	14:57:39.510
69	1:28.770	+0.746	14:59:08.280
70	1:29.204	+1.180	15:00:37.484
71	1:29.722	+1.698	15:02:07.206
72	1:28.539	+0.515	15:03:35.745
73	1:28.844	+0.820	15:05:04.589
74	1:28.579	+0.555	15:06:33.168
75	1:29.185	+1.161	15:08:02.353
76	1:29.171	+1.147	15:09:31.524
77	1:28.856	+0.832	15:11:00.380
78	1:30.158	+2.134	15:12:30.538

Timing & Scoring

Race Director

Orbits 4

www.amb-it.com

www.mylaps.com

Licensed to: Grand American Road Racing



PROVISIONAL

Homestead-Miami Race

CTSCC

Homestead-Miami Speedway 2.300 Miles

Grand-Am CTSCC Race

3/6/2010 01:05 PM

Race (2:30:00 Time) started at 13:04:56

Lap	Lap Tm	Diff	Time of Day
79	1:28.989	+0.965	15:13:59.527
80	1:29.036	+1.012	15:15:28.563
81	1:30.826	+2.802	15:16:59.389
82	1:43.346	+15.322	15:18:42.735
83	2:32.579	+1:04.555	15:21:15.314
84	2:37.305	+1:09.281	15:23:52.619
85	2:34.138	+1:06.114	15:26:26.757
86	2:24.873	+56.849	15:28:51.630
87	1:29.226	+1.202	15:30:20.856
88	1:28.231	+0.207	15:31:49.087
89	1:28.199	+0.175	15:33:17.286
90	1:28.177	+0.153	15:34:45.463
91	1:28.701	+0.677	15:36:14.164

Best Tm: 1:28.024

(97) Marsal / Hand

Michael Marsal			
1	1:31.618	+3.492	13:06:29.009
2	1:28.781	+0.655	13:07:57.790
3	1:29.048	+0.922	13:09:26.838
4	1:29.312	+1.186	13:10:56.150
5	1:29.424	+1.298	13:12:25.574
6	1:34.049	+5.923	13:13:59.623
7	1:32.486	+4.360	13:15:32.109
8	1:30.035	+1.909	13:17:02.144
9	1:29.722	+1.596	13:18:31.866
10	1:30.215	+2.089	13:20:02.081
11	1:29.647	+1.521	13:21:31.728
12	1:29.571	+1.445	13:23:01.299
13	1:29.983	+1.857	13:24:31.282
14	1:31.445	+3.319	13:26:02.727
15	1:30.648	+2.522	13:27:33.375
16	1:31.426	+3.300	13:29:04.801
17	1:35.463	+7.337	13:30:40.264
18	2:21.746	+53.620	13:33:02.010
19	2:31.954	+1:03.828	13:35:33.964
20	2:14.017	+45.891	13:37:47.981
21	2:15.850	+47.724	13:40:03.831
22	2:17.600	+49.474	13:42:21.431
23	1:30.945	+2.819	13:43:52.376
24	1:29.435	+1.309	13:45:21.811
25	1:29.139	+1.013	13:46:50.950
26	1:29.455	+1.329	13:48:20.405
27	1:30.866	+2.740	13:49:51.271
28	1:30.644	+2.518	13:51:21.915
29	1:31.097	+2.971	13:52:53.012
30	1:31.748	+3.622	13:54:24.760
31	1:30.443	+2.317	13:55:55.203
32	1:30.894	+2.768	13:57:26.097
33	1:32.014	+3.888	13:58:58.111
34	1:38.118	+9.992	14:00:36.229

Best Tm: 1:28.781

Joey Hand			
p35	3:55.802	+2:27.676	14:04:32.031
36	1:42.359	+14.233	14:06:14.390
37	1:53.474	+25.348	14:08:07.864
38	2:03.867	+35.741	14:10:11.731
39	1:31.237	+3.111	14:11:42.968
40	1:30.175	+2.049	14:13:13.143

Lap	Lap Tm	Diff	Time of Day
41	1:30.012	+1.886	14:14:43.155
42	1:30.911	+2.785	14:16:14.066
43	1:30.541	+2.415	14:17:44.607
44	1:38.747	+10.621	14:19:23.354
p45	3:10.484	+1:42.358	14:22:33.838
46	1:59.473	+31.347	14:24:33.311
47	1:46.891	+18.765	14:26:20.202
48	1:33.769	+5.643	14:27:53.971
49	1:29.336	+1.210	14:29:23.307
50	1:28.786	+0.660	14:30:52.093
51	1:29.229	+1.103	14:32:21.322
52	1:29.280	+1.154	14:33:50.602
53	1:28.126		14:35:18.728
54	1:29.440	+1.314	14:36:48.168
55	1:28.640	+0.514	14:38:16.808
56	1:28.595	+0.469	14:39:45.403
p57	2:02.159	+34.033	14:41:47.562
58	1:38.410	+10.284	14:43:25.972
59	1:28.721	+0.595	14:44:54.693
60	1:28.410	+0.284	14:46:23.103
61	1:28.663	+0.537	14:47:51.766
62	1:28.267	+0.141	14:49:20.033
63	1:30.943	+2.817	14:50:50.976
64	1:28.426	+0.300	14:52:19.402
65	1:29.133	+1.007	14:53:48.535
66	1:28.801	+0.675	14:55:17.336
67	1:28.919	+0.793	14:56:46.255
68	1:28.551	+0.425	14:58:14.806
69	1:29.177	+1.051	14:59:43.983
70	1:28.901	+0.775	15:01:12.884
71	1:28.956	+0.830	15:02:41.840
72	1:29.144	+1.018	15:04:10.984
73	1:28.813	+0.687	15:05:39.797
74	1:29.810	+1.684	15:07:09.607
75	1:29.249	+1.123	15:08:38.856
76	1:29.423	+1.297	15:10:08.279
77	1:28.559	+0.433	15:11:36.838
78	1:29.304	+1.178	15:13:06.142
79	1:29.159	+1.033	15:14:35.301
80	1:29.291	+1.165	15:16:04.592
81	1:29.591	+1.465	15:17:34.183
82	1:39.250	+11.124	15:19:13.433
83	2:20.634	+52.508	15:21:34.067
84	2:36.249	+1:08.123	15:24:10.316
85	2:33.935	+1:05.809	15:26:44.251
86	2:09.659	+41.533	15:28:53.910
87	1:30.595	+2.469	15:30:24.505
88	1:28.151	+0.025	15:31:52.656
89	1:28.791	+0.665	15:33:21.447
90	1:29.909	+1.783	15:34:51.356
91	1:28.897	+0.771	15:36:20.253

Best Tm: 1:28.126

(59) Michaelian/ Wilden/ Tecce

Bob Michaelian			
1	1:31.574	+3.747	13:06:28.761
2	1:28.164	+0.337	13:07:56.925
3	1:28.441	+0.614	13:09:25.366
4	1:28.866	+1.039	13:10:54.232
5	1:30.999	+3.172	13:12:25.231

Lap	Lap Tm	Diff	Time of Day
6	1:32.596	+4.769	13:13:57.827
7	1:30.105	+2.278	13:15:27.932
8	1:31.669	+3.842	13:16:59.601
9	1:30.892	+3.065	13:18:30.493
10	1:29.602	+1.775	13:20:00.095
11	1:29.483	+1.656	13:21:29.578
12	1:29.664	+1.837	13:22:59.242
13	1:29.293	+1.466	13:24:28.535
14	1:29.244	+1.417	13:25:57.779
15	1:29.156	+1.329	13:27:26.935
16	1:30.298	+2.471	13:28:57.233
17	1:36.012	+8.185	13:30:33.245
18	2:25.792	+57.965	13:32:59.037
19	2:31.414	+1:03.587	13:35:30.451
20	2:15.379	+47.552	13:37:45.830
21	2:16.218	+48.391	13:40:02.048
22	2:18.552	+50.725	13:42:20.600
23	1:30.552	+2.725	13:43:51.152
24	1:28.093	+0.266	13:45:19.245
25	1:28.582	+0.755	13:46:47.827
26	1:29.456	+1.629	13:48:17.283
27	1:29.137	+1.310	13:49:46.420
28	1:28.963	+1.136	13:51:15.383
29	1:29.455	+1.628	13:52:44.838
30	1:29.214	+1.387	13:54:14.052
31	1:29.593	+1.766	13:55:43.645
32	1:31.690	+3.863	13:57:15.335
33	1:30.749	+2.922	13:58:46.084
34	1:34.472	+6.645	14:00:20.556
p35	2:36.683	+1:08.856	14:02:57.239

Best Tm: 1:28.093

Ken Wilden

36	2:51.320	+1:23.493	14:05:48.559
37	2:06.856	+39.029	14:07:55.415
38	2:08.576	+40.749	14:10:03.991
39	1:34.655	+6.828	14:11:38.646
40	1:30.805	+2.978	14:13:09.451
41	1:30.663	+2.836	14:14:40.114
42	1:32.528	+4.701	14:16:12.642
43	1:29.512	+1.685	14:17:42.154
44	1:36.312	+8.485	14:19:18.466
45	2:21.960	+54.133	14:21:40.426
46	2:23.833	+56.006	14:24:04.259
47	2:10.679	+42.852	14:26:14.938
48	1:30.886	+3.059	14:27:45.824
49	1:29.404	+1.577	14:29:15.228
50	1:28.564	+0.737	14:30:43.792
51	1:28.127	+0.300	14:32:11.919
52	1:28.759	+0.932	14:33:40.678
53	1:27.827		14:35:08.505
54	1:28.948	+1.121	14:36:37.453
55	1:28.281	+0.454	14:38:05.734
56	1:28.929	+1.102	14:39:34.663
57	1:29.237	+1.410	14:41:03.900
58	1:28.747	+0.920	14:42:32.647
p59	1:42.007	+14.180	14:44:14.654
60	2:06.709	+38.882	14:46:21.363
61	1:28.846	+1.019	14:47:50.209
62	1:28.484	+0.657	14:49:18.693
63	1:30.278	+2.451	14:50:48.971

Timing & Scoring

Race Director

Orbits 4

www.amb-it.com

www.mylaps.com

Licensed to: Grand American Road Racing



PROVISIONAL

Homestead-Miami Race

CTSCC

Homestead-Miami Speedway 2.300 Miles

Grand-Am CTSCC Race

3/6/2010 01:05 PM

Race (2:30:00 Time) started at 13:04:56

Lap	Lap Tm	Diff	Time of Day
64	1:29.326	+1.499	14:52:18.297
65	1:28.974	+1.147	14:53:47.271
66	1:28.968	+1.141	14:55:16.239
67	1:28.645	+0.818	14:56:44.884
68	1:28.927	+1.100	14:58:13.811
69	1:29.279	+1.452	14:59:43.090
70	1:29.450	+1.623	15:01:12.540
71	1:28.656	+0.829	15:02:41.196
72	1:29.276	+1.449	15:04:10.472
73	1:28.920	+1.093	15:05:39.392
74	1:30.096	+2.269	15:07:09.488
75	1:29.143	+1.316	15:08:38.631
76	1:29.203	+1.376	15:10:07.834
77	1:28.577	+0.750	15:11:36.411
78	1:29.513	+1.686	15:13:05.924
79	1:30.084	+2.257	15:14:36.008
80	1:30.374	+2.547	15:16:06.382
81	1:29.549	+1.722	15:17:35.931
82	1:41.622	+13.795	15:19:17.553
83	2:19.000	+51.173	15:21:36.553
84	2:36.074	+1:08.247	15:24:12.627
85	2:32.631	+1:04.804	15:26:45.258
86	2:09.110	+41.283	15:28:54.368
87	1:30.672	+2.845	15:30:25.040
88	1:28.460	+0.633	15:31:53.500
89	1:28.073	+0.246	15:33:21.573
90	1:29.980	+2.153	15:34:51.553
91	1:29.047	+1.220	15:36:20.600

Best Tm: 1:27.827

(48) Putman/ Espenlaub

Charles Putman			
1	1:30.597	+2.674	13:06:27.460
2	1:27.923		13:07:55.383
3	1:28.147	+0.224	13:09:23.530
4	1:28.427	+0.504	13:10:51.957
5	1:32.148	+4.225	13:12:24.105
6	1:31.835	+3.912	13:13:55.940
7	1:30.264	+2.341	13:15:26.204
8	1:31.245	+3.322	13:16:57.449
9	1:30.188	+2.265	13:18:27.637
10	1:29.349	+1.426	13:19:56.986
11	1:31.045	+3.122	13:21:28.031
12	1:29.405	+1.482	13:22:57.436
13	1:29.448	+1.525	13:24:26.884
14	1:29.488	+1.565	13:25:56.372
15	1:29.134	+1.211	13:27:25.506
16	1:30.566	+2.643	13:28:56.072
17	1:35.623	+7.700	13:30:31.695
p18	3:08.292	+1:40.369	13:33:39.987
19	2:34.741	+1:06.818	13:36:14.728
20	1:55.171	+27.248	13:38:09.899
21	2:01.945	+34.022	13:40:11.844
22	2:13.219	+45.296	13:42:25.063
23	1:33.431	+5.508	13:43:58.494
24	1:31.098	+3.175	13:45:29.592
25	1:30.138	+2.215	13:46:59.730
26	1:29.591	+1.668	13:48:29.321
27	1:30.911	+2.988	13:50:00.232
28	1:30.073	+2.150	13:51:30.305

Lap	Lap Tm	Diff	Time of Day
29	1:29.760	+1.837	13:53:00.065
30	1:31.341	+3.418	13:54:31.406
31	1:29.796	+1.873	13:56:01.202
32	1:30.251	+2.328	13:57:31.453
33	1:30.281	+2.358	13:59:01.734
34	1:40.854	+12.931	14:00:42.588

Best Tm: 1:27.923

Charles Espenlaub

p35	3:22.944	+1:55.021	14:04:05.532
36	1:46.646	+18.723	14:05:52.178
37	2:05.934	+38.011	14:07:58.112
38	2:07.104	+39.181	14:10:05.216
39	1:33.335	+5.412	14:11:38.551
40	1:30.272	+2.349	14:13:08.823
41	1:30.198	+2.275	14:14:39.021
42	1:29.954	+2.031	14:16:08.975
43	1:28.582	+0.659	14:17:37.557
44	1:33.276	+5.353	14:19:10.833
p45	3:04.612	+1:36.689	14:22:15.445
46	2:12.210	+44.287	14:24:27.655
47	1:50.642	+22.719	14:26:18.297
48	1:32.889	+4.966	14:27:51.186
49	1:28.584	+0.661	14:29:19.770
50	1:28.728	+0.805	14:30:48.498
51	1:29.401	+1.478	14:32:17.899
52	1:29.035	+1.112	14:33:46.934
53	1:29.149	+1.226	14:35:16.083
54	1:29.057	+1.134	14:36:45.140
55	1:29.427	+1.504	14:38:14.567
56	1:29.272	+1.349	14:39:43.839
57	1:29.680	+1.757	14:41:13.519
58	1:31.310	+3.387	14:42:44.829
59	1:29.972	+2.049	14:44:14.801
60	1:28.450	+0.527	14:45:43.251
61	1:29.246	+1.323	14:47:12.497
62	1:30.416	+2.493	14:48:42.913
63	1:28.851	+0.928	14:50:11.764
64	1:29.134	+1.211	14:51:40.898
65	1:29.860	+1.937	14:53:10.758
66	1:30.018	+2.095	14:54:40.776
p67	2:07.397	+39.474	14:56:48.173
68	1:39.587	+11.664	14:58:27.760
69	1:29.037	+1.114	14:59:56.797
70	1:30.044	+2.121	15:01:26.841
71	1:29.345	+1.422	15:02:56.186
72	1:28.550	+0.627	15:04:24.736
73	1:30.937	+3.014	15:05:55.673
74	1:29.997	+2.074	15:07:25.670
75	1:29.094	+1.171	15:08:54.764
76	1:30.389	+2.466	15:10:25.153
77	1:28.702	+0.779	15:11:53.855
78	1:28.742	+0.819	15:13:22.597
79	1:29.123	+1.200	15:14:51.720
80	1:29.199	+1.276	15:16:20.919
81	1:30.243	+2.320	15:17:51.162
82	1:38.851	+10.928	15:19:30.013
83	2:14.739	+46.816	15:21:44.752
84	2:33.349	+1:05.426	15:24:18.101
85	2:34.231	+1:06.308	15:26:52.332
86	2:03.310	+35.387	15:28:55.642

Lap	Lap Tm	Diff	Time of Day
87	1:30.233	+2.310	15:30:25.875
88	1:29.701	+1.778	15:31:55.576
89	1:28.557	+0.634	15:33:24.133
90	1:28.527	+0.604	15:34:52.660
91	1:28.943	+1.020	15:36:21.603

Best Tm: 1:28.450

(15) Maxwell/ Foster

Joe Foster

1	1:28.837	+1.567	13:06:25.221
2	1:28.103	+0.833	13:07:53.324
3	1:27.618	+0.348	13:09:20.942
4	1:28.290	+1.020	13:10:49.232
5	1:29.690	+2.420	13:12:18.922
6	1:29.862	+2.592	13:13:48.784
7	1:29.298	+2.028	13:15:18.082
8	1:29.701	+2.431	13:16:47.783
9	1:28.813	+1.543	13:18:16.596
10	1:28.880	+1.610	13:19:45.476
11	1:28.459	+1.189	13:21:13.935
12	1:28.467	+1.197	13:22:42.402
13	1:28.556	+1.286	13:24:10.958
14	1:29.416	+2.146	13:25:40.374
15	1:30.043	+2.773	13:27:10.417
16	1:30.205	+2.935	13:28:40.622
17	1:34.763	+7.493	13:30:15.385
18	2:41.456	+1:14.186	13:32:56.841
19	2:30.910	+1:03.640	13:35:27.751
20	2:16.308	+49.038	13:37:44.059

Best Tm: 1:27.618

Scott Maxwell

p21	3:21.541	+1:54.271	13:41:05.600
22	1:47.730	+20.460	13:42:53.330
23	1:32.626	+5.356	13:44:25.956
24	1:30.869	+3.599	13:45:56.825
25	1:29.167	+1.897	13:47:25.992
26	1:28.852	+1.582	13:48:54.844
27	1:28.664	+1.394	13:50:23.508
28	1:29.194	+1.924	13:51:52.702
29	1:27.819	+0.549	13:53:20.521
30	1:29.724	+2.454	13:54:50.245
31	1:28.750	+1.480	13:56:18.995
32	1:27.951	+0.681	13:57:46.946
33	1:28.882	+1.612	13:59:15.828
34	1:38.449	+11.179	14:00:54.277
35	2:07.834	+40.564	14:03:02.111
36	2:30.620	+1:03.350	14:05:32.731
37	2:13.923	+46.653	14:07:46.654
38	2:14.308	+47.038	14:10:00.962
39	1:31.434	+4.164	14:11:32.396
40	1:27.603	+0.333	14:12:59.999
41	1:28.520	+1.250	14:14:28.519
42	1:28.388	+1.118	14:15:56.907
43	1:28.790	+1.520	14:17:25.697
44	1:33.493	+6.223	14:18:59.190
45	2:33.406	+1:06.136	14:21:32.596
46	2:23.151	+55.881	14:23:55.747
47	2:17.082	+49.812	14:26:12.829
48	1:28.065	+0.795	14:27:40.894

Timing & Scoring

Race Director

Orbits 4

www.amb-it.com

www.mylaps.com

Licensed to: Grand American Road Racing



PROVISIONAL

Homestead-Miami Race

CTSCC

Homestead-Miami Speedway 2.300 Miles

Grand-Am CTSCC Race

3/6/2010 01:05 PM

Race (2:30:00 Time) started at 13:04:56



Lap	Lap Tm	Diff	Time of Day
49	1:27.270		14:29:08.164
50	1:27.390	+0.120	14:30:35.554
51	1:27.971	+0.701	14:32:03.525
52	1:27.610	+0.340	14:33:31.135
53	1:27.938	+0.668	14:34:59.073
54	1:28.748	+1.478	14:36:27.821
55	1:28.496	+1.226	14:37:56.317
56	1:28.349	+1.079	14:39:24.666
57	1:28.803	+1.533	14:40:53.469
58	1:30.088	+2.818	14:42:23.557
59	1:28.939	+1.669	14:43:52.496
60	1:29.309	+2.039	14:45:21.805
61	1:29.213	+1.943	14:46:51.018
62	1:29.095	+1.825	14:48:20.113
63	1:28.904	+1.634	14:49:49.017
p64	2:38.037	+1:10.767	14:52:27.054
65	1:40.080	+12.810	14:54:07.134
66	1:27.937	+0.667	14:55:35.071
67	1:27.553	+0.283	14:57:02.624
68	1:27.595	+0.325	14:58:30.219
69	1:28.652	+1.382	14:59:58.871
70	1:28.310	+1.040	15:01:27.181
71	1:29.485	+2.215	15:02:56.666
72	1:28.393	+1.123	15:04:25.059
73	1:30.514	+3.244	15:05:55.573
74	1:28.079	+0.809	15:07:23.652
75	1:28.178	+0.908	15:08:51.830
76	1:30.312	+3.042	15:10:22.142
77	1:28.768	+1.498	15:11:50.910
78	1:28.801	+1.531	15:13:19.711
79	1:29.099	+1.829	15:14:48.810
80	1:28.281	+1.011	15:16:17.091
81	1:28.439	+1.169	15:17:45.530
82	1:36.516	+9.246	15:19:22.046
83	2:17.924	+50.654	15:21:39.970
84	2:35.178	+1:07.908	15:24:15.148
85	2:33.981	+1:06.711	15:26:49.129
86	2:06.093	+38.823	15:28:55.222
87	1:30.442	+3.172	15:30:25.664
88	1:30.733	+3.463	15:31:56.397
89	1:28.023	+0.753	15:33:24.420
90	1:29.776	+2.506	15:34:54.196
91	1:27.927	+0.657	15:36:22.123

Best Tm: 1:27.270

(99) Hillestad/ Waddell

Mark Hillestad			
1	1:37.541	+8.403	13:06:37.521
2	1:33.633	+4.495	13:08:11.154
3	1:31.379	+2.241	13:09:42.533
4	1:31.249	+2.111	13:11:13.782
5	1:32.478	+3.340	13:12:46.260
6	1:32.957	+3.819	13:14:19.217
7	1:32.929	+3.791	13:15:52.146
8	1:31.711	+2.573	13:17:23.857
9	1:34.953	+5.815	13:18:58.810
10	1:33.647	+4.509	13:20:32.457
11	1:31.725	+2.587	13:22:04.182
12	1:32.470	+3.332	13:23:36.652
13	1:32.370	+3.232	13:25:09.022

Lap	Lap Tm	Diff	Time of Day
14	1:33.515	+4.377	13:26:42.537
15	1:34.343	+5.205	13:28:16.880
16	1:36.849	+7.711	13:29:53.729
17	1:43.642	+14.504	13:31:37.371
18	1:44.833	+15.695	13:33:22.204
19	2:32.348	+1:03.210	13:35:54.552
Best Tm: 1:31.249			
Barry Waddell			
p20	3:12.205	+1:43.067	13:39:06.757
21	1:43.904	+14.766	13:40:50.661
22	1:59.343	+30.205	13:42:50.004
23	1:30.893	+1.755	13:44:20.897
24	1:31.672	+2.534	13:45:52.569
25	1:29.817	+0.679	13:47:22.386
26	1:31.843	+2.705	13:48:54.229
27	1:30.810	+1.672	13:50:25.039
28	1:29.790	+0.652	13:51:54.829
29	1:29.543	+0.405	13:53:24.372
30	1:30.157	+1.019	13:54:54.529
31	1:29.710	+0.572	13:56:24.239
32	1:29.574	+0.436	13:57:53.813
33	1:31.184	+2.046	13:59:24.997
34	1:40.302	+11.164	14:01:05.299
35	1:58.780	+29.642	14:03:04.079
36	2:29.933	+1:00.795	14:05:34.012
37	2:13.721	+44.583	14:07:47.733
38	2:13.697	+44.559	14:10:01.430
39	1:32.923	+3.785	14:11:34.353
40	1:30.164	+1.026	14:13:04.517
41	1:29.580	+0.442	14:14:34.097
42	1:29.419	+0.281	14:16:03.516
43	1:29.625	+0.487	14:17:33.141
44	1:35.981	+6.843	14:19:09.122
p45	3:18.677	+1:49.539	14:22:27.799
46	2:03.054	+33.916	14:24:30.853
47	1:49.153	+20.015	14:26:20.006
48	1:33.873	+4.735	14:27:53.879
49	1:30.359	+1.221	14:29:24.238
50	1:30.563	+1.425	14:30:54.801
51	1:29.138		14:32:23.939
52	1:29.347	+0.209	14:33:53.286
53	1:30.586	+1.448	14:35:23.872
54	1:29.457	+0.319	14:36:53.329
55	1:29.924	+0.786	14:38:23.253
56	1:30.038	+0.900	14:39:53.291
57	1:29.694	+0.556	14:41:22.985
58	1:30.066	+0.928	14:42:53.051
59	1:31.561	+2.423	14:44:24.612
60	1:30.574	+1.436	14:45:55.186
61	1:29.260	+0.122	14:47:24.446
62	1:29.802	+0.664	14:48:54.248
63	1:29.372	+0.234	14:50:23.620
64	1:30.452	+1.314	14:51:54.072
65	1:30.007	+0.869	14:53:24.079
66	1:29.887	+0.749	14:54:53.966
67	1:30.932	+1.794	14:56:24.898
68	1:32.120	+2.982	14:57:57.018
69	1:30.380	+1.242	14:59:27.398
70	1:29.429	+0.291	15:00:56.827
71	1:30.161	+1.023	15:02:26.988

Lap	Lap Tm	Diff	Time of Day
72	1:30.578	+1.440	15:03:57.566
73	1:29.427	+0.289	15:05:26.993
74	1:29.873	+0.735	15:06:56.866
75	1:30.059	+0.921	15:08:26.925
76	1:30.129	+0.991	15:09:57.054
77	1:30.680	+1.542	15:11:27.734
78	1:30.642	+1.504	15:12:58.376
79	1:30.255	+1.117	15:14:28.631
80	1:30.310	+1.172	15:15:58.941
81	1:30.257	+1.119	15:17:29.198
82	1:39.983	+10.845	15:19:09.181
83	2:21.201	+52.063	15:21:30.382
84	2:36.024	+1:06.886	15:24:06.406
85	2:34.835	+1:05.697	15:26:41.241
86	2:12.472	+43.334	15:28:53.713
87	1:31.033	+1.895	15:30:24.746
88	1:30.401	+1.263	15:31:55.147
89	1:29.245	+0.107	15:33:24.392
90	1:30.061	+0.923	15:34:54.453
91	1:29.479	+0.341	15:36:23.932

Best Tm: 1:29.138

(83) Tetreault/ Cosmo

Stewart Tetreault			
1	1:39.148	+10.826	13:06:38.884
2	1:33.633	+5.311	13:08:12.517
3	1:30.879	+2.557	13:09:43.396
4	1:32.133	+3.811	13:11:15.529
5	1:31.663	+3.341	13:12:47.192
6	1:32.268	+3.946	13:14:19.460
7	1:34.550	+6.228	13:15:54.010
8	1:32.629	+4.307	13:17:26.639
9	1:33.436	+5.114	13:19:00.075
10	1:32.938	+4.616	13:20:33.013
11	1:31.399	+3.077	13:22:04.412
12	1:32.736	+4.414	13:23:37.148
13	1:32.827	+4.505	13:25:09.975
14	1:31.974	+3.652	13:26:41.949
15	1:32.515	+4.193	13:28:14.464
16	1:35.038	+6.716	13:29:49.502
17	1:39.923	+11.601	13:31:29.425
18	1:49.223	+20.901	13:33:18.648
19	2:32.800	+1:04.478	13:35:51.448

Best Tm: 1:30.879

Guy Cosmo			
p20	3:38.119	+2:09.797	13:39:29.567
21	1:39.671	+11.349	13:41:09.238
22	1:42.991	+14.669	13:42:52.229
23	1:34.930	+6.608	13:44:27.159
24	1:31.308	+2.986	13:45:58.467
25	1:33.390	+5.068	13:47:31.857
26	1:29.925	+1.603	13:49:01.782
27	1:35.425	+7.103	13:50:37.207
28	1:30.164	+1.842	13:52:07.371
29	1:30.111	+1.789	13:53:37.482
30	1:30.563	+2.241	13:55:08.045
31	1:29.424	+1.102	13:56:37.469
32	1:28.973	+0.651	13:58:06.442
33	1:29.922	+1.600	13:59:36.364

Timing & Scoring

Race Director

Orbits 4

www.amb-it.com

www.mylaps.com

Licensed to: Grand American Road Racing



PROVISIONAL

Homestead-Miami Race

CTSCC

Homestead-Miami Speedway 2.300 Miles

Grand-Am CTSCC Race

3/6/2010 01:05 PM

Race (2:30:00 Time) started at 13:04:56

Lap	Lap Tm	Diff	Time of Day
34	1:38.619	+10.297	14:01:14.983
35	1:55.052	+26.730	14:03:10.035
36	2:28.468	+1:00.146	14:05:38.503
37	2:12.311	+43.989	14:07:50.814
38	2:11.635	+43.313	14:10:02.449
39	1:32.750	+4.428	14:11:35.199
40	1:29.025	+0.703	14:13:04.224
41	1:29.271	+0.949	14:14:33.495
42	1:28.832	+0.510	14:16:02.327
43	1:28.962	+0.640	14:17:31.289
44	1:34.920	+6.598	14:19:06.209
45	2:30.150	+1:01.828	14:21:36.359
46	2:24.270	+55.948	14:24:00.629
47	2:13.376	+45.054	14:26:14.005
48	1:30.662	+2.340	14:27:44.667
49	1:28.322		14:29:12.989
50	1:28.987	+0.665	14:30:41.976
51	1:28.670	+0.348	14:32:10.646
52	1:28.746	+0.424	14:33:39.392
53	1:28.959	+0.637	14:35:08.351
54	1:29.830	+1.508	14:36:38.181
55	1:29.140	+0.818	14:38:07.321
56	1:29.953	+1.631	14:39:37.274
57	1:29.182	+0.860	14:41:06.456
58	1:31.981	+3.659	14:42:38.437
p59	2:19.045	+50.723	14:44:57.482
60	1:40.582	+12.260	14:46:38.064
61	1:29.390	+1.068	14:48:07.454
62	1:29.555	+1.233	14:49:37.009
63	1:29.289	+0.967	14:51:06.298
64	1:30.162	+1.840	14:52:36.460
65	1:30.914	+2.592	14:54:07.374
66	1:29.607	+1.285	14:55:36.981
67	1:29.808	+1.486	14:57:06.789
68	1:29.545	+1.223	14:58:36.334
69	1:30.114	+1.792	15:00:06.448
70	1:30.088	+1.766	15:01:36.536
71	1:30.649	+2.327	15:03:07.185
72	1:30.058	+1.736	15:04:37.243
73	1:29.293	+0.971	15:06:06.536
74	1:30.665	+2.343	15:07:37.201
75	1:31.111	+2.789	15:09:08.312
76	1:30.962	+2.640	15:10:39.274
77	1:30.825	+2.503	15:12:10.099
78	1:30.551	+2.229	15:13:40.650
79	1:30.301	+1.979	15:15:10.951
80	1:30.526	+2.204	15:16:41.477
81	1:32.793	+4.471	15:18:14.270
82	1:37.948	+9.626	15:19:52.218
83	1:58.915	+30.593	15:21:51.133
84	2:32.013	+1:03.691	15:24:23.146
85	2:35.400	+1:07.078	15:26:58.546
86	1:58.115	+29.793	15:28:56.661
87	1:31.485	+3.163	15:30:28.146
88	1:30.670	+2.348	15:31:58.816
89	1:30.284	+1.962	15:33:29.100
90	1:31.424	+3.102	15:35:00.524
91	1:30.605	+2.283	15:36:31.129

Best Tm: 1:28.322

Lap	Lap Tm	Diff	Time of Day
(46) Pilgrim/ Curran			
Andy Pilgrim			
1	1:30.931	+3.423	13:06:27.904
2	1:28.066	+0.558	13:07:55.970
3	1:28.098	+0.590	13:09:24.068
4	1:27.508		13:10:51.576
5	1:30.877	+3.369	13:12:22.453
6	1:31.353	+3.845	13:13:53.806
7	1:29.310	+1.802	13:15:23.116
8	1:29.713	+2.205	13:16:52.829
9	1:29.857	+2.349	13:18:22.686
10	1:28.307	+0.799	13:19:50.993
11	1:28.620	+1.112	13:21:19.613
12	1:28.721	+1.213	13:22:48.334
13	1:28.515	+1.007	13:24:16.849
14	1:28.486	+0.978	13:25:45.335
15	1:29.384	+1.876	13:27:14.719
16	1:29.536	+2.028	13:28:44.255
17	1:36.594	+9.086	13:30:20.849
p18	3:06.632	+1:39.124	13:33:27.481
19	2:44.762	+1:17.254	13:36:12.243
20	1:56.399	+28.891	13:38:08.642
21	2:01.785	+34.277	13:40:10.427
22	2:13.978	+46.470	13:42:24.405
23	1:33.776	+6.268	13:43:58.181
24	1:29.536	+2.028	13:45:27.717
25	1:28.784	+1.276	13:46:56.501
26	1:29.496	+1.988	13:48:25.997
27	1:30.023	+2.515	13:49:56.020
28	1:28.748	+1.240	13:51:24.768
29	1:28.909	+1.401	13:52:53.677
30	1:28.965	+1.457	13:54:22.642
31	1:29.237	+1.729	13:55:51.879
32	1:29.715	+2.207	13:57:21.594
33	1:32.367	+4.859	13:58:53.961
34	1:37.118	+9.610	14:00:31.079

Best Tm: 1:27.508

Eric Curran

p35	3:21.845	+1:54.337	14:03:52.924
36	1:56.543	+29.035	14:05:49.467
37	2:06.572	+39.064	14:07:56.039
38	2:08.394	+40.886	14:10:04.433
39	1:33.001	+5.493	14:11:37.434
40	1:32.175	+4.667	14:13:09.609
41	1:30.354	+2.846	14:14:39.963
42	1:30.372	+2.864	14:16:10.335
43	1:29.564	+2.056	14:17:39.899
44	1:34.709	+7.201	14:19:14.608
45	2:24.449	+56.941	14:21:39.057
46	2:23.294	+55.786	14:24:02.351
47	2:12.095	+44.587	14:26:14.446
48	1:31.808	+4.300	14:27:46.254
49	1:29.685	+2.177	14:29:15.939
50	1:29.507	+1.999	14:30:45.446
51	1:29.457	+1.949	14:32:14.903
52	1:29.192	+1.684	14:33:44.095
53	1:30.119	+2.611	14:35:14.214
54	1:30.368	+2.860	14:36:44.582
55	1:29.857	+2.349	14:38:14.439
56	1:29.209	+1.701	14:39:43.648

Lap	Lap Tm	Diff	Time of Day
57	1:29.674	+2.166	14:41:13.322
58	1:31.261	+3.753	14:42:44.583
59	1:30.695	+3.187	14:44:15.278
60	1:29.815	+2.307	14:45:45.093
61	1:30.480	+2.972	14:47:15.573
62	1:29.571	+2.063	14:48:45.144
63	1:29.425	+1.917	14:50:14.569
64	1:30.524	+3.016	14:51:45.093
65	1:29.324	+1.816	14:53:14.417
66	1:29.738	+2.230	14:54:44.155
67	1:31.122	+3.614	14:56:15.277
68	1:30.126	+2.618	14:57:45.403
69	1:30.660	+3.152	14:59:16.063
70	1:30.224	+2.716	15:00:46.287
71	1:29.879	+2.371	15:02:16.166
72	1:29.837	+2.329	15:03:46.003
73	1:29.301	+1.793	15:05:15.304
74	1:30.053	+2.545	15:06:45.357
75	1:29.866	+2.358	15:08:15.223
76	1:30.429	+2.921	15:09:45.652
p77	2:25.720	+58.212	15:12:11.372
78	1:40.813	+13.305	15:13:52.185
79	1:30.212	+2.704	15:15:22.397
80	1:31.298	+3.790	15:16:53.695
81	1:36.317	+8.809	15:18:30.012
82	1:43.578	+16.070	15:20:13.590
83	1:46.341	+18.833	15:21:59.931
84	2:29.881	+1:02.373	15:24:29.812
85	2:35.543	+1:08.035	15:27:05.355
86	1:53.518	+26.010	15:28:58.873
87	1:32.884	+5.376	15:30:31.757
88	1:31.256	+3.748	15:32:03.013
89	1:30.090	+2.582	15:33:33.103
90	1:29.591	+2.083	15:35:02.694
91	1:29.258	+1.750	15:36:31.952

Best Tm: 1:29.192

(52) Winchester/ Lacey

Dave Lacey

1	1:32.544	+4.093	13:06:30.099
2	1:28.774	+0.323	13:07:58.873
3	1:29.489	+1.038	13:09:28.362
4	1:28.451		13:10:56.813
5	1:29.302	+0.851	13:12:26.115
6	1:33.821	+5.370	13:13:59.936
7	1:30.763	+2.312	13:15:30.699
8	1:30.446	+1.995	13:17:01.145
9	1:30.665	+2.214	13:18:31.810
10	1:34.285	+5.834	13:20:06.095
11	1:29.349	+0.898	13:21:35.444
12	1:29.374	+0.923	13:23:04.818
13	1:29.541	+1.090	13:24:34.359
14	1:29.610	+1.159	13:26:03.969
15	1:30.059	+1.608	13:27:34.028
16	1:30.740	+2.289	13:29:04.768
17	1:33.077	+4.626	13:30:37.845
18	2:22.645	+54.194	13:33:00.490
19	2:31.880	+1:03.429	13:35:32.370
20	2:14.153	+45.702	13:37:46.523
21	2:16.145	+47.694	13:40:02.668

Timing & Scoring

Race Director

Orbits 4

www.amb-it.com

www.mylaps.com

Licensed to: Grand American Road Racing



PROVISIONAL

Homestead-Miami Race

CTSCC

Homestead-Miami Speedway 2.300 Miles

Grand-Am CTSCC Race

3/6/2010 01:05 PM

Race (2:30:00 Time) started at 13:04:56

Lap	Lap Tm	Diff	Time of Day
22	2:18.230	+49.779	13:42:20.898
23	1:31.453	+3.002	13:43:52.351
24	1:28.896	+0.445	13:45:21.247
25	1:29.143	+0.692	13:46:50.390
26	1:29.098	+0.647	13:48:19.488
27	1:28.993	+0.542	13:49:48.481
28	1:29.008	+0.557	13:51:17.489
29	1:29.191	+0.740	13:52:46.680
30	1:29.555	+1.104	13:54:16.235
31	1:30.016	+1.565	13:55:46.251
32	1:33.729	+5.278	13:57:19.980
33	1:30.742	+2.291	13:58:50.722
34	1:37.558	+9.107	14:00:28.280

Best Tm: 1:28.451

Lap	Lap Tm	Diff	Time of Day
p35	2:32.627	+1:04.176	14:03:00.907
Ryan Winchester			
36	2:50.225	+1:21.774	14:05:51.132
37	2:06.199	+37.748	14:07:57.331
38	2:07.638	+39.187	14:10:04.969
39	1:34.507	+6.056	14:11:39.476
40	1:31.649	+3.198	14:13:11.125
41	1:30.702	+2.251	14:14:41.827
42	1:30.293	+1.842	14:16:12.120
43	1:32.035	+3.584	14:17:44.155
44	1:38.122	+9.671	14:19:22.277
45	2:19.842	+51.391	14:21:42.119
46	2:23.210	+54.759	14:24:05.329
47	2:09.920	+41.469	14:26:15.249
48	1:32.097	+3.646	14:27:47.346
49	1:29.553	+1.102	14:29:16.899
50	1:30.481	+2.030	14:30:47.380
51	1:35.020	+6.569	14:32:22.400
52	1:30.182	+1.731	14:33:52.582
53	1:30.822	+2.371	14:35:23.404
54	1:29.131	+0.680	14:36:52.535
55	1:29.599	+1.148	14:38:22.134
56	1:30.164	+1.713	14:39:52.298
57	1:29.468	+1.017	14:41:21.766
58	1:30.276	+1.825	14:42:52.042
59	1:30.718	+2.267	14:44:22.760
60	1:29.263	+0.812	14:45:52.023
p61	1:44.119	+15.668	14:47:36.142
62	2:14.528	+46.077	14:49:50.670
63	1:28.912	+0.461	14:51:19.582
64	1:28.901	+0.450	14:52:48.483
65	1:29.769	+1.318	14:54:18.252
66	1:29.937	+1.486	14:55:48.189
67	1:29.874	+1.423	14:57:18.063
68	1:29.209	+0.758	14:58:47.272
69	1:30.280	+1.829	15:00:17.552
70	1:29.951	+1.500	15:01:47.503
71	1:29.572	+1.121	15:03:17.075
72	1:30.438	+1.987	15:04:47.513
73	1:29.607	+1.156	15:06:17.120
74	1:29.257	+0.806	15:07:46.377
75	1:31.308	+2.857	15:09:17.685
76	1:29.660	+1.209	15:10:47.345
77	1:31.206	+2.755	15:12:18.551
78	1:29.799	+1.348	15:13:48.350

Lap	Lap Tm	Diff	Time of Day
79	1:30.608	+2.157	15:15:18.958
80	1:29.650	+1.199	15:16:48.608
81	1:38.593	+10.142	15:18:27.201
82	1:44.662	+16.211	15:20:11.863
83	1:46.553	+18.102	15:21:58.416
84	2:29.286	+1:00.835	15:24:27.702
85	2:35.597	+1:07.146	15:27:03.299
86	1:54.920	+26.469	15:28:58.219
87	1:33.041	+4.590	15:30:31.260
88	1:30.815	+2.364	15:32:02.075
89	1:30.706	+2.255	15:33:32.781
90	1:30.494	+2.043	15:35:03.275
91	1:29.889	+1.438	15:36:33.164

Best Tm: 1:28.901

(37) Seafuse/ Gue

Lap	Lap Tm	Diff	Time of Day
Bret Seafuse			
1	1:29.214	+1.447	13:06:25.661
2	1:28.180	+0.413	13:07:53.841
3	1:27.767		13:09:21.608
4	1:28.322	+0.555	13:10:49.930
5	1:32.367	+4.600	13:12:22.297
6	1:31.707	+3.940	13:13:54.004
7	1:30.269	+2.502	13:15:24.273
8	1:29.932	+2.165	13:16:54.205
9	1:30.299	+2.532	13:18:24.504
10	1:28.794	+1.027	13:19:53.298
11	1:28.835	+1.068	13:21:22.133
12	1:28.770	+1.003	13:22:50.903
13	1:28.435	+0.668	13:24:19.338
14	1:28.771	+1.004	13:25:48.109
15	1:29.947	+2.180	13:27:18.056
16	1:30.257	+2.490	13:28:48.313
17	1:36.583	+8.816	13:30:24.896
18	2:32.667	+1:04.900	13:32:57.563
19	2:31.131	+1:03.364	13:35:28.694
20	2:16.119	+48.352	13:37:44.813
21	2:16.092	+48.325	13:40:00.905
22	2:19.033	+51.266	13:42:19.938
23	1:29.353	+1.586	13:43:49.291
24	1:27.978	+0.211	13:45:17.269
25	1:27.963	+0.196	13:46:45.232
26	1:28.498	+0.731	13:48:13.730
27	1:28.780	+1.013	13:49:42.510
28	1:29.063	+1.296	13:51:11.573
29	1:29.481	+1.714	13:52:41.054
30	1:29.127	+1.360	13:54:10.181
31	1:30.342	+2.575	13:55:40.523
32	1:29.551	+1.784	13:57:10.074
33	1:30.866	+3.099	13:58:40.940
34	1:33.787	+6.020	14:00:14.727
p35	2:41.548	+1:13.781	14:02:56.275

Best Tm: 1:27.767

James Gue

36	2:57.979	+1:30.212	14:05:54.254
37	2:05.084	+37.317	14:07:59.338
38	2:07.098	+39.331	14:10:06.436
39	1:32.660	+4.893	14:11:39.096
40	1:30.617	+2.850	14:13:09.713

Lap	Lap Tm	Diff	Time of Day
41	1:33.032	+5.265	14:14:42.745
42	1:30.885	+3.118	14:16:13.630
43	1:31.536	+3.769	14:17:45.166
44	1:39.280	+11.513	14:19:24.446
45	2:18.523	+50.756	14:21:42.969
46	2:23.156	+55.389	14:24:06.125
47	2:09.477	+41.710	14:26:15.602
48	1:35.189	+7.422	14:27:50.791
49	1:29.518	+1.751	14:29:20.309
50	1:29.602	+1.835	14:30:49.911
51	1:31.078	+3.311	14:32:20.989
52	1:30.069	+2.302	14:33:51.058
53	1:29.840	+2.073	14:35:20.898
54	1:29.931	+2.164	14:36:50.829
55	1:30.101	+2.334	14:38:20.930
56	1:30.694	+2.927	14:39:51.624
57	1:29.262	+1.495	14:41:20.886
58	1:29.660	+1.893	14:42:50.546
59	1:30.442	+2.675	14:44:20.988
60	1:30.050	+2.283	14:45:51.038
61	1:30.497	+2.730	14:47:21.535
p62	1:45.629	+17.862	14:49:07.164
63	2:14.667	+46.900	14:51:21.831
64	1:29.137	+1.370	14:52:50.968
65	1:30.150	+2.383	14:54:21.118
66	1:29.394	+1.627	14:55:50.512
67	1:30.501	+2.734	14:57:21.013
68	1:29.115	+1.348	14:58:50.128
69	1:29.695	+1.928	15:00:19.823
70	1:29.693	+1.926	15:01:49.516
71	1:31.837	+4.070	15:03:21.353
72	1:29.389	+1.622	15:04:50.742
73	1:30.003	+2.236	15:06:20.745
74	1:28.987	+1.220	15:07:49.732
75	1:29.642	+1.875	15:09:19.374
76	1:29.704	+1.937	15:10:49.078
77	1:29.871	+2.104	15:12:18.949
78	1:31.131	+3.364	15:13:50.080
79	1:29.820	+2.053	15:15:19.900
80	1:30.059	+2.292	15:16:49.959
81	1:38.507	+10.740	15:18:28.466
82	1:44.232	+16.465	15:20:12.698
83	1:46.559	+18.792	15:21:59.257
84	2:29.325	+1:01.558	15:24:28.582
85	2:35.256	+1:07.489	15:27:03.838
86	1:54.860	+27.093	15:28:58.698
87	1:33.047	+5.280	15:30:31.745
88	1:32.507	+4.740	15:32:04.252
89	1:31.133	+3.366	15:33:35.385
90	1:30.515	+2.748	15:35:05.900
91	1:29.880	+2.113	15:36:35.780

Best Tm: 1:28.987

(17) Ackley/ Maiman

Grant Maiman

1	19.402	-1:09.532	13:06:44.622
2	1:29.321	+0.387	13:08:13.943
3	1:29.896	+0.962	13:09:43.839
4	1:30.209	+1.175	13:11:14.048
5	1:29.754	+0.820	13:12:43.802

Timing & Scoring

Race Director

Orbits 4

www.amb-it.com

www.mylaps.com

Licensed to: Grand American Road Racing



PROVISIONAL

Homestead-Miami Race

CTSCC

Homestead-Miami Speedway 2.300 Miles

Grand-Am CTSCC Race

3/6/2010 01:05 PM

Race (2:30:00 Time) started at 13:04:56

Lap	Lap Tm	Diff	Time of Day
6	1:31.512	+2.578	13:14:15.314
7	1:32.169	+3.235	13:15:47.483
8	1:30.703	+1.769	13:17:18.186
9	1:31.909	+2.975	13:18:50.095
10	1:29.686	+0.752	13:20:19.781
11	1:31.082	+2.148	13:21:50.863
12	1:31.718	+2.784	13:23:22.581
13	1:30.838	+1.904	13:24:53.419
14	1:31.615	+2.681	13:26:25.034
15	1:32.830	+3.896	13:27:57.864
16	1:30.585	+1.651	13:29:28.449
17	1:36.022	+7.088	13:31:04.471
p18	2:36.061	+1:07.127	13:33:40.532
19	2:35.142	+1:06.208	13:36:15.674
20	1:55.089	+26.155	13:38:10.763
21	2:02.025	+33.091	13:40:12.788
22	2:13.162	+44.228	13:42:25.950
23	1:33.394	+4.460	13:43:59.344
24	1:30.848	+1.914	13:45:30.192
25	1:29.714	+0.780	13:46:59.906
26	1:29.834	+0.900	13:48:29.740
27	1:30.005	+1.071	13:49:59.745
28	1:29.608	+0.674	13:51:29.353
29	1:30.161	+1.227	13:52:59.514
30	1:29.490	+0.556	13:54:29.004
31	1:30.265	+1.331	13:55:59.269
32	1:30.301	+1.367	13:57:29.570
33	1:29.756	+0.822	13:58:59.326
34	1:39.647	+10.713	14:00:38.973
35	2:15.902	+46.968	14:02:54.875
36	2:34.363	+1:05.429	14:05:29.238
37	2:14.241	+45.307	14:07:43.479
38	2:16.272	+47.338	14:09:59.751
39	1:30.658	+1.724	14:11:30.409
40	1:28.934		14:12:59.343
41	1:29.076	+0.142	14:14:28.419
42	1:29.843	+0.909	14:15:58.262
43	1:28.997	+0.063	14:17:27.259
44	1:33.190	+4.256	14:19:00.449
Best Tm: 19.402			
Mark Ackley			
p45	3:38.649	+2:09.715	14:22:39.098
46	1:57.167	+28.233	14:24:36.265
47	1:45.087	+16.153	14:26:21.352
48	1:33.180	+4.246	14:27:54.532
49	1:31.240	+2.306	14:29:25.772
50	1:30.502	+1.568	14:30:56.274
51	1:30.857	+1.923	14:32:27.131
52	1:31.332	+2.398	14:33:58.463
53	1:30.391	+1.457	14:35:28.854
54	1:31.260	+2.326	14:37:00.114
55	1:31.924	+2.990	14:38:32.038
56	1:30.961	+2.027	14:40:02.999
57	1:31.189	+2.255	14:41:34.188
58	1:31.245	+2.311	14:43:05.433
59	1:32.299	+3.365	14:44:37.732
60	1:30.406	+1.472	14:46:08.138
61	1:33.218	+4.284	14:47:41.356
62	1:34.754	+5.820	14:49:16.110
63	1:32.415	+3.481	14:50:48.525

Lap	Lap Tm	Diff	Time of Day
64	1:31.841	+2.907	14:52:20.366
65	1:30.367	+1.433	14:53:50.733
66	1:30.732	+1.798	14:55:21.465
67	1:30.705	+1.771	14:56:52.170
68	1:32.115	+3.181	14:58:24.285
69	1:32.080	+3.146	14:59:56.365
70	1:32.459	+3.525	15:01:28.824
71	1:31.528	+2.594	15:03:00.352
72	1:30.715	+1.781	15:04:31.067
73	1:31.882	+2.948	15:06:02.949
74	1:30.624	+1.690	15:07:33.573
75	1:32.172	+3.238	15:09:05.745
76	1:32.457	+3.523	15:10:38.202
77	1:32.259	+3.325	15:12:10.461
78	1:31.119	+2.185	15:13:41.580
79	1:31.103	+2.169	15:15:12.683
80	1:31.495	+2.561	15:16:44.178
81	1:34.358	+5.424	15:18:18.536
82	1:35.275	+6.341	15:19:53.811
83	1:59.049	+30.115	15:21:52.860
84	2:31.442	+1:02.508	15:24:24.302
85	2:35.697	+1:06.763	15:26:59.999
86	1:57.736	+28.802	15:28:57.735
87	1:32.779	+3.845	15:30:30.514
88	1:32.242	+3.308	15:32:02.756
89	1:31.465	+2.531	15:33:34.221
90	1:31.703	+2.769	15:35:05.924
91	1:32.660	+3.726	15:36:38.584
Best Tm: 1:30.367			
(29) Buford/ Gutierrez			
Jade Buford			
1	1:36.333	+6.820	13:06:34.925
2	1:29.998	+0.485	13:08:04.923
3	1:30.199	+0.686	13:09:35.122
4	1:30.026	+0.513	13:11:05.148
5	1:29.967	+0.454	13:12:35.115
6	1:32.290	+2.777	13:14:07.405
7	1:33.486	+3.973	13:15:40.891
8	1:31.178	+1.665	13:17:12.069
9	1:32.418	+2.905	13:18:44.487
10	1:31.836	+2.323	13:20:16.323
11	1:31.099	+1.586	13:21:47.422
12	1:31.086	+1.573	13:23:18.508
13	1:30.850	+1.337	13:24:49.358
14	1:30.951	+1.438	13:26:20.309
15	1:30.667	+1.154	13:27:50.976
16	1:31.217	+1.704	13:29:22.193
17	1:41.677	+12.164	13:31:03.870
p18	2:04.269	+34.756	13:33:08.139
19	3:05.251	+1:35.738	13:36:13.390
20	1:56.005	+26.492	13:38:09.395
21	2:01.749	+32.236	13:40:11.144
22	2:13.627	+44.114	13:42:24.771
23	1:33.197	+3.684	13:43:57.968
24	1:31.232	+1.719	13:45:29.200
25	1:31.863	+2.350	13:47:01.063
26	1:30.778	+1.265	13:48:31.841
27	1:30.797	+1.284	13:50:02.638
28	1:31.471	+1.958	13:51:34.109

Lap	Lap Tm	Diff	Time of Day
29	1:30.784	+1.271	13:53:04.893
30	1:30.533	+1.020	13:54:35.426
31	1:31.123	+1.610	13:56:06.549
32	1:31.579	+2.066	13:57:38.128
33	1:31.293	+1.780	13:59:09.421
34	1:39.927	+10.414	14:00:49.348
p35	2:18.176	+48.663	14:03:07.524
Best Tm: 1:29.967			
Manuel Gutierrez			
36	2:45.502	+1:15.989	14:05:53.026
37	2:05.558	+36.045	14:07:58.584
38	2:07.409	+37.896	14:10:05.993
39	1:34.590	+5.077	14:11:40.583
40	1:31.331	+1.818	14:13:11.914
41	1:30.769	+1.256	14:14:42.683
42	1:30.726	+1.213	14:16:13.409
43	1:30.232	+0.719	14:17:43.641
44	1:37.298	+7.785	14:19:20.939
45	2:20.188	+50.675	14:21:41.127
46	2:23.641	+54.128	14:24:04.768
47	2:10.347	+40.834	14:26:15.115
48	1:31.893	+2.380	14:27:47.008
49	1:29.733	+0.220	14:29:16.741
50	1:29.513		14:30:46.254
51	1:30.969	+1.456	14:32:17.223
52	1:29.697	+0.184	14:33:46.920
53	1:29.977	+0.464	14:35:16.897
54	1:30.335	+0.822	14:36:47.232
55	1:29.586	+0.073	14:38:16.818
56	1:30.460	+0.947	14:39:47.278
57	1:30.599	+1.086	14:41:17.877
58	1:30.814	+1.301	14:42:48.691
59	1:31.497	+1.984	14:44:20.188
60	1:30.208	+0.695	14:45:50.396
61	1:29.816	+0.303	14:47:20.212
62	1:31.476	+1.963	14:48:51.688
63	1:30.933	+1.420	14:50:22.621
64	1:30.072	+0.559	14:51:52.693
65	1:29.732	+0.219	14:53:22.425
66	1:30.422	+0.909	14:54:52.847
67	1:31.120	+1.607	14:56:23.967
68	1:30.540	+1.027	14:57:54.507
69	1:29.984	+0.471	14:59:24.491
70	1:30.468	+0.955	15:00:54.959
71	1:30.112	+0.599	15:02:25.071
72	1:30.598	+1.085	15:03:55.669
73	1:29.827	+0.314	15:05:25.496
74	1:30.096	+0.583	15:06:55.592
75	1:30.486	+0.973	15:08:26.078
76	1:30.063	+0.550	15:09:56.141
77	1:30.823	+1.310	15:11:26.964
p78	1:47.481	+17.968	15:13:14.445
79	2:11.939	+42.426	15:15:26.384
80	1:32.771	+3.258	15:16:59.155
81	1:35.476	+5.963	15:18:34.631
82	1:41.327	+11.814	15:20:15.958
83	1:45.926	+16.413	15:22:01.884
84	2:30.376	+1:00.863	15:24:32.260
85	2:35.622	+1:06.109	15:27:07.882
86	1:52.519	+23.006	15:29:00.401

Timing & Scoring

Race Director

Orbits 4

www.amb-it.com

www.mylaps.com

Licensed to: Grand American Road Racing



PROVISIONAL

Homestead-Miami Race

CTSCC

Homestead-Miami Speedway 2.300 Miles

Grand-Am CTSCC Race

3/6/2010 01:05 PM

Race (2:30:00 Time) started at 13:04:56

Lap	Lap Tm	Diff	Time of Day
87	1:31.918	+2.405	15:30:32.319
88	1:31.371	+1.858	15:32:03.690
89	1:30.833	+1.320	15:33:34.523
90	1:31.192	+1.679	15:35:05.715
91	1:32.939	+3.426	15:36:38.654
Best Tm: 1:29.513			

(88) Abello/ Ellis

Marcelo Abello			
Lap	Lap Tm	Diff	Time of Day
1	1:37.423	+7.598	13:06:36.929
2	1:31.185	+1.360	13:08:08.114
3	1:30.947	+1.122	13:09:39.061
4	1:32.314	+2.489	13:11:11.375
5	1:30.809	+0.984	13:12:42.184
6	1:32.113	+2.288	13:14:14.297
7	1:32.846	+3.021	13:15:47.143
8	1:34.077	+4.252	13:17:21.220
9	1:32.062	+2.237	13:18:53.282
10	1:33.507	+3.682	13:20:26.789
11	1:32.098	+2.273	13:21:58.887
12	1:32.542	+2.717	13:23:31.429
13	1:33.070	+3.245	13:25:04.499
14	1:33.957	+4.132	13:26:38.456
15	1:33.039	+3.214	13:28:11.495
16	1:33.513	+3.688	13:29:45.008
17	1:41.623	+11.798	13:31:26.631
18	1:48.745	+18.920	13:33:15.376
19	2:33.281	+1:03.456	13:35:48.657
20	2:09.443	+39.618	13:37:58.100
21	2:09.801	+39.976	13:40:07.901
22	2:15.291	+45.466	13:42:23.192
23	1:33.633	+3.808	13:43:56.825
24	1:30.840	+1.015	13:45:27.665
25	1:31.623	+1.797	13:46:59.287
26	1:41.479	+11.654	13:48:40.766
27	1:31.611	+1.786	13:50:12.377
28	1:33.018	+3.193	13:51:45.395
29	1:32.553	+2.728	13:53:17.948
30	1:33.025	+3.200	13:54:50.973
31	1:31.567	+1.742	13:56:22.540
32	1:31.796	+1.971	13:57:54.336
33	1:32.027	+2.202	13:59:26.363
34	1:39.673	+9.848	14:01:06.036
35	1:58.686	+28.861	14:03:04.722
36	2:30.229	+1:00.404	14:05:34.951
p37	2:23.903	+54.078	14:07:58.854
Best Tm: 1:30.809			

Barry Ellis			
Lap	Lap Tm	Diff	Time of Day
38	2:47.021	+1:17.196	14:10:45.875
39	1:32.252	+2.427	14:12:18.127
40	1:31.951	+2.126	14:13:50.078
41	1:30.712	+0.887	14:15:20.790
42	1:30.197	+0.372	14:16:50.987
43	1:34.380	+4.555	14:18:25.367
44	1:44.517	+14.692	14:20:09.884
45	1:56.080	+26.255	14:22:05.964
46	2:15.134	+45.309	14:24:21.098
47	1:56.434	+26.609	14:26:17.532
48	1:36.086	+6.261	14:27:53.618

Lap	Lap Tm	Diff	Time of Day
49	1:30.511	+0.686	14:29:24.129
50	1:31.636	+1.811	14:30:55.765
51	1:30.064	+0.239	14:32:25.829
52	1:29.825		14:33:55.654
53	1:30.346	+0.521	14:35:26.000
54	1:30.558	+0.733	14:36:56.558
55	1:31.232	+1.407	14:38:27.790
56	1:30.424	+0.599	14:39:58.214
57	1:30.175	+0.350	14:41:28.389
58	1:31.122	+1.297	14:42:59.511
59	1:32.986	+3.161	14:44:32.497
60	1:31.171	+1.346	14:46:03.668
61	1:30.349	+0.524	14:47:34.017
62	1:30.122	+0.297	14:49:04.139
63	1:30.481	+0.656	14:50:34.620
64	1:30.794	+0.969	14:52:05.414
65	1:31.094	+1.269	14:53:36.508
66	1:31.169	+1.344	14:55:07.677
67	1:30.361	+0.536	14:56:38.038
68	1:30.532	+0.707	14:58:08.570
69	1:30.674	+0.849	14:59:39.244
70	1:30.529	+0.704	15:01:09.773
71	1:30.787	+0.962	15:02:40.560
72	1:30.948	+1.123	15:04:11.508
73	1:31.403	+1.578	15:05:42.911
74	1:30.897	+1.072	15:07:13.808
75	1:30.113	+0.288	15:08:43.921
76	1:32.784	+2.959	15:10:16.705
77	1:31.196	+1.371	15:11:47.901
78	1:31.211	+1.386	15:13:19.112
79	1:30.439	+0.614	15:14:49.551
80	1:29.873	+0.048	15:16:19.424
81	1:30.651	+0.826	15:17:50.075
82	1:38.633	+8.808	15:19:28.708
83	2:14.841	+45.016	15:21:43.549
p84	2:40.347	+1:10.522	15:24:23.896
85	2:45.041	+1:15.216	15:27:08.937
86	1:51.878	+22.053	15:29:00.815
87	1:32.393	+2.568	15:30:33.208
88	1:31.841	+2.016	15:32:05.049
89	1:31.257	+1.432	15:33:36.306
90	1:31.350	+1.525	15:35:07.656
91	1:31.558	+1.733	15:36:39.214
Best Tm: 1:29.825			

(23) Carroll/ Ende

Keith Carroll			
Lap	Lap Tm	Diff	Time of Day
1	1:34.005	+4.390	13:06:32.133
2	1:30.213	+0.598	13:08:02.346
3	1:29.615		13:09:31.961
4	1:29.845	+0.230	13:11:01.806
5	1:30.520	+0.905	13:12:32.326
6	1:33.534	+3.919	13:14:05.860
7	1:32.944	+3.329	13:15:38.804
8	1:31.704	+2.089	13:17:10.508
9	1:31.997	+2.382	13:18:42.505
10	1:30.950	+1.335	13:20:13.455
11	1:31.993	+2.378	13:21:45.448
12	1:31.433	+1.818	13:23:16.881
13	1:31.191	+1.576	13:24:48.072

Lap	Lap Tm	Diff	Time of Day
14	1:31.409	+1.794	13:26:19.481
15	1:31.079	+1.464	13:27:50.560
16	1:30.754	+1.139	13:29:21.314
17	1:41.945	+12.330	13:31:03.259
18	2:02.630	+33.015	13:33:05.889
19	2:32.258	+1:02.643	13:35:38.147
20	2:12.585	+42.970	13:37:50.732
21	2:14.455	+44.840	13:40:05.187
22	2:16.701	+47.086	13:42:21.888
23	1:31.791	+2.176	13:43:53.679
24	1:31.615	+2.000	13:45:25.294
25	1:29.933	+0.318	13:46:55.227
26	1:29.921	+0.306	13:48:25.148
27	1:30.829	+1.214	13:49:55.977
28	1:32.512	+2.897	13:51:28.489
29	1:31.231	+1.616	13:52:59.720
30	1:30.767	+1.152	13:54:30.487
31	1:31.646	+2.031	13:56:02.133
32	1:38.162	+8.547	13:57:40.295
33	1:31.100	+1.485	13:59:11.395
34	1:39.394	+9.779	14:00:50.789
Best Tm: 1:29.615			

Duncan Ende

Lap	Lap Tm	Diff	Time of Day
p35	3:24.409	+1:54.794	14:04:15.198
36	1:44.947	+15.332	14:06:00.145
37	2:00.435	+30.820	14:08:00.580
38	2:06.414	+36.799	14:10:06.994
39	1:33.871	+4.256	14:11:40.865
40	1:31.253	+1.638	14:13:12.118
41	1:31.398	+1.783	14:14:43.516
42	1:32.351	+2.736	14:16:15.867
43	1:30.890	+1.275	14:17:46.757
44	1:39.443	+9.828	14:19:26.200
p45	2:40.652	+1:11.037	14:22:06.852
46	2:20.381	+50.766	14:24:27.233
47	1:50.732	+21.117	14:26:17.965
48	1:33.396	+3.781	14:27:51.361
49	1:30.868	+1.253	14:29:22.229
50	1:29.880	+0.265	14:30:52.109
51	1:31.829	+2.214	14:32:23.938
52	1:30.078	+0.463	14:33:54.016
53	1:31.509	+1.894	14:35:25.525
54	1:30.471	+0.856	14:36:55.996
55	1:32.011	+2.396	14:38:28.007
56	1:30.934	+1.319	14:39:58.941
57	1:30.870	+1.255	14:41:29.811
58	1:31.071	+1.456	14:43:00.882
59	1:31.844	+2.229	14:44:32.726
60	1:31.590	+1.975	14:46:04.316
61	1:31.510	+1.895	14:47:35.826
62	1:31.422	+1.807	14:49:07.248
63	1:30.229	+0.614	14:50:37.477
64	1:30.809	+1.194	14:52:08.286
65	1:31.755	+2.140	14:53:40.041
66	1:31.609	+1.994	14:55:11.650
67	1:30.983	+1.368	14:56:42.633
68	1:31.120	+1.505	14:58:13.753
69	1:32.868	+3.253	14:59:46.621
70	1:32.729	+3.114	15:01:19.350
71	1:31.744	+2.129	15:02:51.094

Timing & Scoring

Orbits 4

Race Director

www.amb-it.com

www.mylaps.com

Licensed to: Grand American Road Racing



PROVISIONAL

Homestead-Miami Race


CTSCC

Homestead-Miami Speedway 2.300 Miles

Grand-Am CTSCC Race

3/6/2010 01:05 PM

Race (2:30:00 Time) started at 13:04:56



Lap	Lap Tm	Diff	Time of Day	Lap	Lap Tm	Diff	Time of Day	Lap	Lap Tm	Diff	Time of Day
72	1:32.506	+2.891	15:04:23.600	37	2:13.725	+44.106	14:07:47.175	(41) Ballou/ Pumpelly			
73	1:32.154	+2.539	15:05:55.754	38	2:14.002	+44.383	14:10:01.177	Ted Ballou			
74	1:33.206	+3.591	15:07:28.960	39	1:32.788	+3.169	14:11:33.965	1	1:34.305	+6.712	13:06:31.879
75	1:31.925	+2.310	15:09:00.885	40	1:32.250	+2.631	14:13:06.215	2	1:30.211	+2.618	13:08:02.090
76	1:31.998	+2.383	15:10:32.883	41	1:30.339	+0.720	14:14:36.554	3	1:29.459	+1.866	13:09:31.549
77	1:32.207	+2.592	15:12:05.090	42	1:30.997	+1.378	14:16:07.551	4	1:29.190	+1.597	13:11:00.739
78	1:31.593	+1.978	15:13:36.683	43	1:33.410	+3.791	14:17:40.961	5	1:29.455	+1.862	13:12:30.194
79	1:32.101	+2.486	15:15:08.784	44	1:39.335	+9.716	14:19:20.296	6	1:34.536	+6.943	13:14:04.730
80	1:34.924	+5.309	15:16:43.708	Best Tm: 1:29.619				7	1:31.997	+4.404	13:15:36.727
81	1:34.098	+4.483	15:18:17.806	Terry Heath				8	1:31.148	+3.555	13:17:07.875
82	1:35.044	+5.429	15:19:52.850	p45	3:46.721	+2:17.102	14:23:07.017	9	1:31.262	+3.669	13:18:39.137
83	1:59.251	+29.636	15:21:52.101	46	1:51.319	+21.700	14:24:58.336	10	1:31.689	+4.096	13:20:10.826
84	2:31.617	+1:02.002	15:24:23.718	47	1:35.670	+6.051	14:26:34.006	11	1:30.900	+3.307	13:21:41.726
85	2:35.376	+1:05.761	15:26:59.094	48	1:31.016	+1.397	14:28:05.022	12	1:29.961	+2.368	13:23:11.687
86	1:57.892	+28.277	15:28:56.986	49	1:31.674	+2.055	14:29:36.696	13	1:31.488	+3.895	13:24:43.175
87	1:33.351	+3.736	15:30:30.337	50	1:31.079	+1.460	14:31:07.775	14	1:30.618	+3.025	13:26:13.793
88	1:31.254	+1.639	15:32:01.591	51	1:29.881	+0.262	14:32:37.656	15	1:30.423	+2.830	13:27:44.216
89	1:32.372	+2.757	15:33:33.963	52	1:29.883	+0.264	14:34:07.539	16	1:30.701	+3.108	13:29:14.917
90	1:32.112	+2.497	15:35:06.075	53	1:31.135	+1.516	14:35:38.674	17	1:46.920	+19.327	13:31:01.837
91	1:33.297	+3.682	15:36:39.372	54	1:30.875	+1.256	14:37:09.549	Best Tm: 1:29.190			
Best Tm: 1:29.880				55	1:31.115	+1.496	14:38:40.664	Spencer Pumpelly			
(07) Heath / Robichaud				56	1:30.525	+0.906	14:40:11.189	p18	3:19.821	+1:52.228	13:34:21.658
Rene Robichaud				57	1:31.354	+1.735	14:41:42.543	19	2:06.998	+39.405	13:36:28.656
1	1:35.080	+5.461	13:06:33.439	58	1:32.670	+3.051	14:43:15.213	20	1:44.807	+17.214	13:38:13.463
2	1:30.420	+0.801	13:08:03.859	59	1:30.049	+0.430	14:44:45.262	21	2:35.998	+1:08.405	13:40:49.461
3	1:29.619		13:09:33.478	60	1:31.096	+1.477	14:46:16.358	22	2:01.915	+34.322	13:42:51.376
4	1:29.962	+0.343	13:11:03.440	61	1:30.572	+0.953	14:47:46.930	23	1:32.267	+4.674	13:44:23.643
5	1:29.933	+0.314	13:12:33.373	62	1:32.254	+2.635	14:49:19.184	24	1:29.298	+1.705	13:45:52.941
6	1:32.992	+3.373	13:14:06.365	63	1:33.908	+4.289	14:50:53.092	25	1:30.239	+2.646	13:47:23.180
7	1:32.983	+3.364	13:15:39.348	64	1:30.653	+1.034	14:52:23.745	26	1:29.943	+2.350	13:48:53.123
8	1:31.972	+2.353	13:17:11.320	65	1:31.289	+1.670	14:53:55.034	27	1:29.268	+1.675	13:50:22.391
9	1:32.637	+3.018	13:18:43.957	66	1:31.031	+1.412	14:55:26.065	28	1:28.834	+1.241	13:51:51.225
10	1:32.027	+2.408	13:20:15.984	67	1:31.154	+1.535	14:56:57.219	29	1:27.946	+0.353	13:53:19.171
11	1:31.759	+2.140	13:21:47.743	68	1:30.797	+1.178	14:58:28.016	30	1:29.316	+1.723	13:54:48.487
12	1:33.441	+3.822	13:23:21.184	69	1:31.342	+1.723	14:59:59.358	31	1:29.146	+1.553	13:56:17.633
13	1:31.114	+1.495	13:24:52.298	70	1:30.625	+1.006	15:01:29.983	32	1:28.428	+0.835	13:57:46.061
14	1:32.143	+2.524	13:26:24.441	71	1:33.266	+3.647	15:03:03.249	33	1:29.086	+1.493	13:59:15.147
15	1:34.635	+5.016	13:27:59.076	72	1:30.456	+0.837	15:04:33.705	34	1:37.774	+10.181	14:00:52.921
16	1:31.998	+2.379	13:29:31.074	73	1:32.000	+2.381	15:06:05.705	35	2:07.746	+40.153	14:03:00.667
17	1:38.107	+8.488	13:31:09.181	74	1:30.747	+1.128	15:07:36.452	36	2:31.231	+1:03.638	14:05:31.898
p18	2:42.191	+1:12.572	13:33:51.372	75	1:30.852	+1.233	15:09:07.304	37	2:14.038	+46.445	14:07:45.936
19	2:27.562	+57.943	13:36:18.934	76	1:33.662	+4.043	15:10:40.966	38	2:14.883	+47.290	14:10:00.819
20	1:52.636	+23.017	13:38:11.570	77	1:31.771	+2.152	15:12:12.737	39	1:31.319	+3.726	14:11:32.138
21	2:01.996	+32.377	13:40:13.566	78	1:30.409	+0.790	15:13:43.146	40	1:29.859	+2.266	14:13:01.997
22	2:12.725	+43.106	13:42:26.291	79	1:32.316	+2.697	15:15:15.462	41	1:28.413	+0.820	14:14:30.410
23	1:35.301	+5.682	13:44:01.592	80	1:31.070	+1.451	15:16:46.532	42	1:28.247	+0.654	14:15:58.657
24	1:31.796	+2.177	13:45:33.388	81	1:35.008	+5.389	15:18:21.540	43	1:28.916	+1.323	14:17:27.573
25	1:31.336	+1.717	13:47:04.724	82	1:38.914	+9.295	15:20:00.454	44	1:32.491	+4.898	14:19:00.064
26	1:33.944	+4.325	13:48:38.668	83	1:54.815	+25.196	15:21:55.269	45	2:33.635	+1:06.042	14:21:33.699
27	1:32.625	+3.006	13:50:11.293	84	2:30.511	+1:00.892	15:24:25.780	46	2:23.216	+55.623	14:23:56.915
28	1:32.829	+3.210	13:51:44.122	85	2:35.471	+1:05.852	15:27:01.251	47	2:16.450	+48.857	14:26:13.365
29	1:31.520	+1.901	13:53:15.642	86	1:56.719	+27.100	15:28:57.970	48	1:29.036	+1.443	14:27:42.401
30	1:31.433	+1.814	13:54:47.075	87	1:33.101	+3.482	15:30:31.071	49	1:29.037	+1.444	14:29:11.438
31	1:32.068	+2.449	13:56:19.143	88	1:32.281	+2.662	15:32:03.352	50	1:27.896	+0.303	14:30:39.334
32	1:32.054	+2.435	13:57:51.197	89	1:32.037	+2.418	15:33:35.389	51	1:27.593		14:32:06.927
33	1:32.221	+2.602	13:59:23.418	90	1:33.281	+3.662	15:35:08.670	52	1:28.505	+0.912	14:33:35.432
34	1:40.528	+10.909	14:01:03.946	91	1:32.186	+2.567	15:36:40.856	53	1:27.835	+0.242	14:35:03.267
35	1:59.301	+29.682	14:03:03.247	Best Tm: 1:29.881				p54	2:25.907	+58.314	14:37:29.174
36	2:30.203	+1:00.584	14:05:33.450					55	1:40.099	+12.506	14:39:09.273
								56	1:30.431	+2.838	14:40:39.704

Timing & Scoring

Orbits 4

Race Director

www.amb-it.com

www.mylaps.com

Licensed to: Grand American Road Racing



PROVISIONAL

Homestead-Miami Race

CTSCC

Homestead-Miami Speedway 2.300 Miles

Grand-Am CTSCC Race

3/6/2010 01:05 PM

Race (2:30:00 Time) started at 13:04:56

Lap	Lap Tm	Diff	Time of Day
57	1:29.479	+1.886	14:42:09.183
58	1:28.043	+0.450	14:43:37.226
59	1:28.527	+0.934	14:45:05.753
60	1:28.565	+0.972	14:46:34.318
61	1:28.038	+0.445	14:48:02.356
62	1:28.817	+1.224	14:49:31.173
63	1:28.699	+1.106	14:50:59.872
64	1:29.009	+1.416	14:52:28.881
65	1:28.682	+1.089	14:53:57.563
66	1:28.477	+0.884	14:55:26.040
67	1:28.848	+1.255	14:56:54.888
68	1:29.071	+1.478	14:58:23.959
69	1:29.234	+1.641	14:59:53.193
70	1:29.803	+2.210	15:01:22.996
71	1:28.500	+0.907	15:02:51.496
72	1:29.066	+1.473	15:04:20.562
73	1:29.806	+2.213	15:05:50.368
74	1:28.727	+1.134	15:07:19.095
75	1:29.307	+1.714	15:08:48.402
76	1:30.619	+3.026	15:10:19.021
77	1:28.965	+1.372	15:11:47.986
78	1:29.740	+2.147	15:13:17.726
79	1:28.104	+0.511	15:14:45.830
80	1:28.170	+0.577	15:16:14.000
81	1:30.053	+2.460	15:17:44.053
82	1:36.333	+8.740	15:19:20.386
83	2:17.928	+50.335	15:21:38.314
84	2:35.998	+1:08.405	15:24:14.312
85	2:33.838	+1:06.245	15:26:48.150
86	2:06.822	+39.229	15:28:54.972
87	1:30.671	+3.078	15:30:25.643
88	1:29.000	+1.407	15:31:54.643
89	1:28.147	+0.554	15:33:22.790
90	1:29.224	+1.631	15:34:52.014
91	1:29.602	+2.009	15:36:21.616

Best Tm: 1:27.593

(11) Panzer/ Snyder

Scott Panzer			
1	19.303	-1:08.237	13:06:44.522
2	1:30.068	+2.528	13:08:14.590
3	1:29.869	+2.329	13:09:44.459
4	1:30.487	+2.947	13:11:14.946
5	1:30.498	+2.958	13:12:45.444
6	1:30.630	+3.090	13:14:16.074
7	1:32.157	+4.617	13:15:48.231
8	1:32.046	+4.506	13:17:20.277
9	1:31.349	+3.809	13:18:51.626
10	1:31.064	+3.524	13:20:22.690
11	1:33.569	+6.029	13:21:56.259
12	1:31.054	+3.514	13:23:27.313
13	1:30.953	+3.413	13:24:58.266
14	1:29.801	+2.261	13:26:28.067
15	1:30.095	+2.555	13:27:58.162
16	1:31.204	+3.664	13:29:29.366
17	1:36.060	+8.520	13:31:05.426
p18	3:28.244	+2:00.704	13:34:33.670
19	1:56.065	+28.525	13:36:29.735
20	1:44.341	+16.801	13:38:14.076
21	2:01.623	+34.083	13:40:15.699

Lap	Lap Tm	Diff	Time of Day
22	2:11.496	+43.956	13:42:27.195
23	1:32.846	+5.306	13:44:00.041
24	1:31.641	+4.101	13:45:31.682
25	1:29.023	+1.483	13:47:00.705
26	1:30.348	+2.808	13:48:31.053
27	1:30.276	+2.736	13:50:01.329
28	1:29.895	+2.355	13:51:31.224
29	1:29.478	+1.938	13:53:00.702
30	1:31.445	+3.905	13:54:32.147
31	1:29.833	+2.293	13:56:01.980
32	1:33.696	+6.156	13:57:35.676
33	1:30.338	+2.798	13:59:06.014
34	1:42.380	+14.840	14:00:48.394
35	2:10.381	+42.841	14:02:58.775
36	2:32.494	+1:04.954	14:05:31.269
37	2:13.984	+46.444	14:07:45.253
38	2:15.314	+47.774	14:10:00.567
39	1:32.354	+4.814	14:11:32.921
40	1:30.197	+2.657	14:13:03.118
41	1:29.344	+1.804	14:14:32.462
42	1:29.241	+1.701	14:16:01.703
43	1:29.075	+1.535	14:17:30.778
44	1:34.538	+6.998	14:19:05.316
45	2:30.363	+1:02.823	14:21:35.679
46	2:24.542	+57.002	14:24:00.221

Best Tm: 19.303

Todd Snyder

p47	3:25.373	+1:57.833	14:27:25.594
48	1:40.670	+13.130	14:29:06.264
49	1:27.540		14:30:33.804
50	1:27.914	+0.374	14:32:01.718
51	1:27.749	+0.209	14:33:29.467
52	1:27.731	+0.191	14:34:57.198
53	1:27.990	+0.450	14:36:25.188
54	1:28.388	+0.848	14:37:53.576
55	1:28.620	+1.080	14:39:22.196
56	1:28.376	+0.836	14:40:50.572
57	1:28.769	+1.229	14:42:19.341
58	1:28.872	+1.332	14:43:48.213
59	1:29.882	+2.342	14:45:18.095
60	1:28.325	+0.785	14:46:46.420
61	1:29.519	+1.979	14:48:15.939
62	1:29.618	+2.078	14:49:45.557
63	1:29.615	+2.075	14:51:15.172
64	1:29.867	+2.327	14:52:45.039
65	1:29.040	+1.500	14:54:14.079
66	1:29.379	+1.839	14:55:43.458
67	1:27.966	+0.426	14:57:11.424
68	1:28.755	+1.215	14:58:40.179
69	1:28.574	+1.034	15:00:08.753
70	1:28.317	+0.777	15:01:37.070
71	1:29.936	+2.396	15:03:07.006
72	1:29.419	+1.879	15:04:36.425
73	1:29.274	+1.734	15:06:05.699
74	1:28.423	+0.883	15:07:34.122
75	1:30.243	+2.703	15:09:04.365
76	1:30.224	+2.684	15:10:34.589
77	1:29.432	+1.892	15:12:04.021
78	1:29.411	+1.871	15:13:33.432
79	1:28.825	+1.285	15:15:02.257

Lap	Lap Tm	Diff	Time of Day
80	1:29.488	+1.948	15:16:31.745
81	1:31.570	+4.030	15:18:03.315
82	1:36.817	+9.277	15:19:40.132
83	2:08.190	+40.650	15:21:48.322
84	2:32.796	+1:05.256	15:24:21.118
85	2:34.701	+1:07.161	15:26:55.819
86	2:00.525	+32.985	15:28:56.344
87	1:31.843	+4.303	15:30:28.187
88	1:30.579	+3.039	15:31:58.766
89	1:30.526	+2.986	15:33:29.292
p90	2:01.295	+33.755	15:35:30.587
91	1:38.845	+11.305	15:37:09.432

Best Tm: 1:27.540

(14) Edwards/ Anthony Jr

Rick Edwards

1	18.921	-1:09.405	13:06:44.140
2	1:29.720	+1.394	13:08:13.860
3	1:34.274	+5.948	13:09:48.134
4	1:30.735	+2.409	13:11:18.869
5	1:30.764	+2.438	13:12:49.633
6	1:30.311	+1.985	13:14:19.944
7	1:33.488	+5.162	13:15:53.432
8	1:30.860	+2.534	13:17:24.292
9	1:34.772	+6.446	13:18:59.064
10	1:31.577	+3.251	13:20:30.641
11	1:31.250	+2.924	13:22:01.891
12	1:31.504	+3.178	13:23:33.395
13	1:31.867	+3.541	13:25:05.262
14	1:33.281	+4.955	13:26:38.543
15	1:31.605	+3.279	13:28:10.148
16	1:33.939	+5.613	13:29:44.087
17	1:41.432	+13.106	13:31:25.519
18	1:48.770	+20.444	13:33:14.289
19	2:33.438	+1:05.112	13:35:47.727
20	2:09.654	+41.328	13:37:57.381
21	2:09.822	+41.496	13:40:07.203
22	2:15.658	+47.332	13:42:22.861
23	1:32.584	+4.258	13:43:55.445
24	1:30.686	+2.360	13:45:26.131
25	1:29.680	+1.354	13:46:55.811
26	1:29.913	+1.587	13:48:25.724
27	1:31.216	+2.890	13:49:56.940
28	1:30.899	+2.573	13:51:27.839
29	1:30.258	+1.932	13:52:58.097
30	1:30.638	+2.312	13:54:28.735
31	1:31.431	+3.105	13:56:00.166
32	1:31.068	+2.742	13:57:31.234
33	1:30.936	+2.610	13:59:02.170
34	1:43.941	+15.615	14:00:46.111

Best Tm: 18.921

Ted Anthony Jr

p35	3:26.656	+1:58.330	14:04:12.767
36	1:43.206	+14.880	14:05:55.973
Best Tm: 1:43.206			
37	2:04.114	+35.788	14:08:00.087
38	2:06.699	+38.373	14:10:06.786

Timing & Scoring

Race Director

Orbits 4

www.amb-it.com

www.mylaps.com

Licensed to: Grand American Road Racing



PROVISIONAL

Homestead-Miami Race

CTSCC

Homestead-Miami Speedway 2.300 Miles

Grand-Am CTSCC Race

3/6/2010 01:05 PM

Race (2:30:00 Time) started at 13:04:56

Lap	Lap Tm	Diff	Time of Day
39	1:32.950	+4.624	14:11:39.736
40	1:31.322	+2.996	14:13:11.058
41	1:30.741	+2.415	14:14:41.799
Ted Anthony Jr			
42	1:31.567	+3.241	14:16:13.366
43	1:31.900	+3.574	14:17:45.266
44	1:39.836	+11.510	14:19:25.102
45	2:18.587	+50.261	14:21:43.689
46	2:23.091	+54.765	14:24:06.780
47	2:09.158	+40.832	14:26:15.938
48	1:31.952	+3.626	14:27:47.890
49	1:29.742	+1.416	14:29:17.632
50	1:29.966	+1.640	14:30:47.598
51	1:29.945	+1.619	14:32:17.543
52	1:30.013	+1.687	14:33:47.556
53	1:31.077	+2.751	14:35:18.633
54	1:30.257	+1.931	14:36:48.890
55	1:30.340	+2.014	14:38:19.230
56	1:30.695	+2.369	14:39:49.925
57	1:29.629	+1.303	14:41:19.554
58	1:30.744	+2.418	14:42:50.298
59	1:30.638	+2.312	14:44:20.936
60	1:29.660	+1.334	14:45:50.596
61	1:30.102	+1.776	14:47:20.698
62	1:30.879	+2.553	14:48:51.577
63	1:30.134	+1.808	14:50:21.711
64	1:29.823	+1.497	14:51:51.534
65	1:29.134	+0.808	14:53:20.668
66	1:29.895	+1.569	14:54:50.563
67	1:31.225	+2.899	14:56:21.788
68	1:29.828	+1.502	14:57:51.616
69	1:30.114	+1.788	14:59:21.730
70	1:30.239	+1.913	15:00:51.969
71	1:30.729	+2.403	15:02:22.698
72	1:30.874	+2.548	15:03:53.572
73	1:29.545	+1.219	15:05:23.117
74	1:30.406	+2.080	15:06:53.523
75	1:29.688	+1.362	15:08:23.211
76	1:29.833	+1.507	15:09:53.044
77	1:30.203	+1.877	15:11:23.247
78	1:30.332	+2.006	15:12:53.579
79	1:30.618	+2.292	15:14:24.197
p80	2:30.750	+1:02.424	15:16:54.947
81	1:49.085	+20.759	15:18:44.032
82	2:33.734	+1:05.408	15:21:17.766
83	2:37.398	+1:09.072	15:23:55.164
84	2:34.724	+1:06.398	15:26:29.888
85	2:22.067	+53.741	15:28:51.955
86	1:29.218	+0.892	15:30:21.173
87	1:28.383	+0.057	15:31:49.556
88	1:28.326		15:33:17.882
89	1:28.600	+0.274	15:34:46.482
90	1:28.729	+0.403	15:36:15.211
Best Tm: 1:28.326			

Lap	Lap Tm	Diff	Time of Day
4	1:30.600	+2.326	13:11:11.702
5	1:31.489	+3.215	13:12:43.191
6	1:31.557	+3.283	13:14:14.748
7	1:32.569	+4.295	13:15:47.317
8	1:32.436	+4.162	13:17:19.753
9	1:31.508	+3.234	13:18:51.261
10	1:33.571	+5.297	13:20:24.832
11	1:31.861	+3.587	13:21:56.693
12	1:32.015	+3.741	13:23:28.708
13	1:32.224	+3.950	13:25:00.932
14	1:32.232	+3.958	13:26:33.164
15	1:31.248	+2.974	13:28:04.412
16	1:31.380	+3.106	13:29:35.792
17	1:37.160	+8.886	13:31:12.952
18	1:56.205	+27.931	13:33:09.157
19	2:31.797	+1:03.523	13:35:40.954
Best Tm: 1:30.600			
Craig Stanton			
p20	3:14.451	+1:46.177	13:38:55.405
21	1:51.432	+23.158	13:40:46.837
22	2:03.375	+35.101	13:42:50.212
p23	1:48.479	+20.205	13:44:38.691
24	1:39.312	+11.038	13:46:18.003
25	1:28.274		13:47:46.277
26	1:30.095	+1.821	13:49:16.372
27	1:31.515	+3.241	13:50:47.887
28	1:29.009	+0.735	13:52:16.896
29	1:31.695	+3.421	13:53:48.591
30	1:29.323	+1.049	13:55:17.914
31	1:29.251	+0.977	13:56:47.165
32	1:29.228	+0.954	13:58:16.393
33	1:29.220	+0.946	13:59:45.613
34	1:36.953	+8.679	14:01:22.566
35	1:51.110	+22.836	14:03:13.676
36	2:28.154	+59.880	14:05:41.830
37	2:11.772	+43.498	14:07:53.602
38	2:09.641	+41.367	14:10:03.243
39	1:33.987	+5.713	14:11:37.230
40	1:30.692	+2.418	14:13:07.922
41	1:29.943	+1.669	14:14:37.865
42	1:29.872	+1.598	14:16:07.737
43	1:29.538	+1.264	14:17:37.275
44	1:32.456	+4.182	14:19:09.731
45	2:28.231	+59.957	14:21:37.962
46	2:23.210	+54.936	14:24:01.172
47	2:13.022	+44.748	14:26:14.194
48	1:31.021	+2.747	14:27:45.215
49	1:29.613	+1.339	14:29:14.828
50	1:28.786	+0.512	14:30:43.614
51	1:29.452	+1.178	14:32:13.066
52	1:28.750	+0.476	14:33:41.816
53	1:29.744	+1.470	14:35:11.560
54	1:30.512	+2.238	14:36:42.072
55	1:29.633	+1.359	14:38:11.705
56	1:30.104	+1.830	14:39:41.809
57	1:30.061	+1.787	14:41:11.879
58	1:32.246	+3.972	14:42:44.116
59	1:31.874	+3.600	14:44:15.990
60	1:31.691	+3.417	14:45:47.681
61	1:31.167	+2.893	14:47:18.848

Lap	Lap Tm	Diff	Time of Day
p62	2:46.129	+1:17.855	14:50:04.977
63	1:41.707	+13.433	14:51:46.684
64	1:30.092	+1.818	14:53:16.776
65	1:30.219	+1.945	14:54:46.995
66	1:29.086	+0.812	14:56:16.081
67	1:29.630	+1.356	14:57:45.711
68	1:29.693	+1.419	14:59:15.404
69	1:28.557	+0.283	15:00:43.961
70	1:30.591	+2.317	15:02:14.552
71	1:30.438	+2.164	15:03:44.990
72	1:29.445	+1.171	15:05:14.435
73	1:29.248	+0.974	15:06:43.683
74	1:29.884	+1.610	15:08:13.567
75	1:29.579	+1.305	15:09:43.146
76	1:29.343	+1.069	15:11:12.489
77	1:29.427	+1.153	15:12:41.916
78	1:29.539	+1.265	15:14:11.455
79	1:29.671	+1.397	15:15:41.126
80	1:31.136	+2.862	15:17:12.262
81	1:40.097	+11.823	15:18:52.359
82	2:31.597	+1:03.323	15:21:23.956
83	2:36.864	+1:08.590	15:24:00.820
84	2:34.198	+1:05.924	15:26:35.018
85	2:17.184	+48.910	15:28:52.202
86	1:29.230	+0.956	15:30:21.432
87	1:28.401	+0.127	15:31:49.833
88	1:28.676	+0.402	15:33:18.509
89	1:28.613	+0.339	15:34:47.122
90	1:28.680	+0.406	15:36:15.802
Best Tm: 1:28.274			

(58) George Jr/ Grunewald

Tim George Jr

1	1:36.734	+8.522	13:06:37.125
2	1:31.155	+2.943	13:08:08.280
3	1:30.878	+2.666	13:09:39.158
4	1:31.455	+3.243	13:11:10.613
5	1:29.637	+1.425	13:12:40.250
6	1:31.131	+2.919	13:14:11.381
7	1:32.617	+4.405	13:15:43.998
8	1:33.964	+5.752	13:17:17.962
9	1:32.803	+4.591	13:18:50.765
10	1:31.719	+3.507	13:20:22.484
11	1:32.330	+4.118	13:21:54.814
12	1:32.251	+4.039	13:23:27.065
13	1:34.564	+6.352	13:25:01.629
14	1:33.929	+5.717	13:26:35.558
15	1:31.516	+3.304	13:28:07.074
16	1:30.860	+2.648	13:29:37.934
17	1:40.073	+11.861	13:31:18.007
18	1:53.014	+24.802	13:33:11.021
19	2:31.798	+1:03.586	13:35:42.819
p20	2:16.441	+48.229	13:37:59.260
21	2:35.853	+1:07.641	13:40:35.113
22	2:14.773	+46.561	13:42:49.886
23	1:33.389	+5.177	13:44:23.275
24	1:34.132	+5.920	13:45:57.407
25	1:36.074	+7.862	13:47:33.481
26	1:33.609	+5.397	13:49:07.090
27	1:33.978	+5.766	13:50:41.068

(38) Jenkins/ Stanton/ Tecce

Steve Jenkins

1	1:37.332	+9.058	13:06:37.561
2	1:31.273	+2.999	13:08:08.834
3	1:32.268	+3.994	13:09:41.102

Timing & Scoring

Race Director

Orbits 4

www.amb-it.com

www.mylaps.com

Licensed to: Grand American Road Racing



PROVISIONAL

Homestead-Miami Race

CTSCC

Homestead-Miami Speedway 2.300 Miles

Grand-Am CTSCC Race

3/6/2010 01:05 PM

Race (2:30:00 Time) started at 13:04:56

Lap	Lap Tm	Diff	Time of Day
28	1:33.489	+5.277	13:52:14.557
29	1:33.931	+5.719	13:53:48.488
30	1:31.514	+3.302	13:55:20.002
31	1:31.784	+3.572	13:56:51.786
32	1:30.887	+2.675	13:58:22.673
33	1:33.041	+4.829	13:59:55.714
34	1:38.875	+10.663	14:01:34.589
35	1:41.681	+13.469	14:03:16.270
36	2:26.046	+57.834	14:05:42.316
37	2:11.792	+43.580	14:07:54.108
38	2:09.324	+41.112	14:10:03.432
39	1:38.560	+10.348	14:11:41.992
40	1:31.223	+3.011	14:13:13.215
41	1:33.451	+5.239	14:14:46.666
42	1:35.090	+6.878	14:16:21.756
43	1:32.509	+4.297	14:17:54.265
44	1:35.967	+7.755	14:19:30.232
45	2:14.936	+46.724	14:21:45.168
46	2:22.802	+54.590	14:24:07.970
47	2:11.193	+42.981	14:26:19.163
48	1:36.147	+7.935	14:27:55.310
49	1:33.014	+4.802	14:29:28.324
50	1:31.193	+2.981	14:30:59.517
51	1:31.514	+3.302	14:32:31.031
52	1:30.997	+2.785	14:34:02.028
53	1:30.820	+2.608	14:35:32.848
54	1:30.520	+2.308	14:37:03.368
55	1:30.436	+2.224	14:38:33.804
56	1:30.379	+2.167	14:40:04.183
57	1:31.027	+2.815	14:41:35.210
58	1:31.817	+3.605	14:43:07.027
59	1:31.466	+3.254	14:44:38.493
60	1:30.679	+2.467	14:46:09.172
61	1:31.316	+3.104	14:47:40.488
62	1:33.353	+5.141	14:49:13.841
p63	1:46.887	+18.675	14:51:00.728
Best Tm: 1:29.637			
Conrad Grunewald			
64	2:48.199	+1:19.987	14:53:48.927
65	1:29.500	+1.288	14:55:18.427
66	1:28.706	+0.494	14:56:47.133
67	1:28.663	+0.451	14:58:15.796
68	1:29.232	+1.020	14:59:45.028
69	1:29.398	+1.186	15:01:14.426
70	1:29.357	+1.145	15:02:43.783
71	1:30.213	+2.001	15:04:13.996
72	1:28.806	+0.594	15:05:42.802
73	1:28.540	+0.328	15:07:11.342
74	1:29.024	+0.812	15:08:40.366
75	1:29.120	+0.908	15:10:09.486
76	1:28.903	+0.691	15:11:38.389
77	1:29.049	+0.837	15:13:07.438
78	1:29.177	+0.965	15:14:36.615
79	1:29.652	+1.440	15:16:06.267
80	1:28.891	+0.679	15:17:35.158
81	1:39.534	+11.322	15:19:14.692
82	2:20.005	+51.793	15:21:34.697
83	2:36.365	+1:08.153	15:24:11.062
84	2:33.629	+1:05.417	15:26:44.691
85	2:09.349	+41.137	15:28:54.040

Lap	Lap Tm	Diff	Time of Day
86	1:31.494	+3.282	15:30:25.534
87	1:28.482	+0.270	15:31:54.016
88	1:28.212		15:33:22.228
89	1:41.381	+13.169	15:35:03.609
90	1:29.947	+1.735	15:36:33.556
Best Tm: 1:28.212			
(79) Prusinski/ Hall			
Chris Prusinski			
1	1:40.130	+11.380	13:06:40.845
2	1:32.375	+3.625	13:08:13.220
3	1:33.157	+4.407	13:09:46.377
4	1:33.199	+4.449	13:11:19.576
5	1:32.301	+3.551	13:12:51.877
6	1:32.667	+3.917	13:14:24.544
7	1:31.852	+3.102	13:15:56.396
8	1:33.944	+5.194	13:17:30.340
9	1:32.326	+3.576	13:19:02.666
10	1:31.943	+3.193	13:20:34.609
11	1:33.865	+5.115	13:22:08.474
12	1:42.059	+13.309	13:23:50.533
13	1:31.530	+2.780	13:25:22.063
14	1:31.575	+2.825	13:26:53.638
15	1:33.086	+4.336	13:28:26.724
16	1:35.634	+6.884	13:30:02.358
17	1:44.231	+15.481	13:31:46.589
18	1:41.813	+13.063	13:33:28.402
19	2:34.066	+1:05.316	13:36:02.468
20	1:58.435	+29.685	13:38:00.903
21	2:08.580	+39.830	13:40:09.483
22	2:14.569	+45.819	13:42:24.052
23	1:37.351	+8.601	13:44:01.403
24	1:31.607	+2.857	13:45:33.010
25	1:31.526	+2.776	13:47:04.536
26	1:34.534	+5.784	13:48:39.070
27	1:33.029	+4.279	13:50:12.099
28	1:32.939	+4.189	13:51:45.038
29	1:31.831	+3.081	13:53:16.869
30	1:37.785	+9.035	13:54:54.654
31	1:32.225	+3.475	13:56:26.879
32	1:33.545	+4.795	13:58:00.424
33	1:33.454	+4.704	13:59:33.878
34	1:37.305	+8.555	14:01:11.183
p35	2:09.723	+40.973	14:03:20.906
Best Tm: 1:31.526			
Chris Hall			
36	2:46.521	+1:17.771	14:06:07.427
37	1:59.356	+30.606	14:08:06.783
38	2:03.900	+35.150	14:10:10.683
39	1:31.841	+3.091	14:11:42.524
40	1:30.409	+1.659	14:13:12.933
41	1:30.686	+1.936	14:14:43.619
42	1:31.311	+2.561	14:16:14.930
43	1:31.052	+2.302	14:17:45.982
44	1:39.885	+11.135	14:19:25.867
45	2:18.585	+49.835	14:21:44.452
46	2:22.883	+54.133	14:24:07.335
47	2:08.997	+40.247	14:26:16.332
48	1:33.869	+5.119	14:27:50.201

Lap	Lap Tm	Diff	Time of Day
49	1:28.750		14:29:18.951
50	1:29.372	+0.622	14:30:48.323
51	1:32.000	+3.250	14:32:20.323
52	1:30.678	+1.928	14:33:51.001
53	1:32.671	+3.921	14:35:23.672
54	1:30.310	+1.560	14:36:53.982
55	1:30.002	+1.252	14:38:23.984
56	1:30.361	+1.611	14:39:54.345
57	1:29.693	+0.943	14:41:24.038
58	1:30.854	+2.104	14:42:54.892
59	1:30.142	+1.392	14:44:25.034
60	1:30.961	+2.211	14:45:55.995
61	1:31.063	+2.313	14:47:27.058
62	1:31.945	+3.195	14:48:59.003
p63	1:48.484	+19.734	14:50:47.487
64	2:10.478	+41.728	14:52:57.965
65	1:30.228	+1.478	14:54:28.193
66	1:31.467	+2.717	14:55:59.660
67	1:30.974	+2.224	14:57:30.634
68	1:31.948	+3.198	14:59:02.582
69	1:31.379	+2.629	15:00:33.961
70	1:31.513	+2.763	15:02:05.474
71	1:31.517	+2.767	15:03:36.991
72	1:31.596	+2.846	15:05:08.587
73	1:32.553	+3.803	15:06:41.140
74	1:31.676	+2.926	15:08:12.816
75	1:32.880	+4.130	15:09:45.696
76	1:33.662	+4.912	15:11:19.358
77	1:33.339	+4.589	15:12:52.697
78	1:33.808	+5.058	15:14:26.505
79	1:33.694	+4.944	15:16:00.199
80	1:36.094	+7.344	15:17:36.293
81	1:42.674	+13.924	15:19:18.967
82	2:18.499	+49.749	15:21:37.466
83	2:35.973	+1:07.223	15:24:13.439
84	2:33.853	+1:05.103	15:26:47.292
85	2:07.254	+38.504	15:28:54.546
86	1:38.137	+9.387	15:30:32.683
87	1:36.072	+7.322	15:32:08.755
88	1:36.501	+7.751	15:33:45.256
89	1:39.306	+10.556	15:35:24.562
90	1:41.481	+12.731	15:37:06.043
Best Tm: 1:28.750			
(06) Altenburg/ Weickardt			
Tom Weickardt			
1	1:39.451	+10.029	13:06:39.434
2	1:33.291	+3.869	13:08:12.725
3	1:33.183	+3.761	13:09:45.908
4	1:31.499	+2.077	13:11:17.407
5	1:32.989	+3.567	13:12:50.396
6	1:32.830	+3.408	13:14:23.226
7	1:32.372	+2.950	13:15:55.598
8	1:33.337	+3.915	13:17:28.935
9	1:33.380	+3.958	13:19:02.315
10	1:31.868	+2.446	13:20:34.183
11	1:31.870	+2.448	13:22:06.053
12	1:31.747	+2.325	13:23:37.800
13	1:33.767	+4.345	13:25:11.567
14	1:33.492	+4.070	13:26:45.059

Timing & Scoring

Race Director

Orbits 4

www.amb-it.com

www.mylaps.com

Licensed to: Grand American Road Racing



PROVISIONAL

Homestead-Miami Race

CTSCC

Homestead-Miami Speedway 2.300 Miles

Grand-Am CTSCC Race

3/6/2010 01:05 PM

Race (2:30:00 Time) started at 13:04:56

Lap	Lap Tm	Diff	Time of Day
15	1:33.117	+3.695	13:28:18.176
16	1:37.778	+8.356	13:29:55.954
17	1:44.011	+14.589	13:31:39.965
18	1:44.401	+14.979	13:33:24.366
19	2:31.982	+1:02.560	13:35:56.348
20	2:04.132	+34.710	13:38:00.480
21	2:08.141	+38.719	13:40:08.621
22	2:15.061	+45.639	13:42:23.682
23	1:35.191	+5.769	13:43:58.873
24	1:33.575	+4.153	13:45:32.448
25	1:31.726	+2.304	13:47:04.174
26	1:33.829	+4.407	13:48:38.003
27	1:33.480	+4.058	13:50:11.483
28	1:33.099	+3.677	13:51:44.582
29	1:34.497	+5.075	13:53:19.079
30	1:32.347	+2.925	13:54:51.426
31	1:32.739	+3.317	13:56:24.165
32	1:33.749	+4.327	13:57:57.914
33	1:33.566	+4.144	13:59:31.480
34	1:38.406	+8.984	14:01:09.886
35	1:57.012	+27.590	14:03:06.898
36	2:29.505	+1:00.083	14:05:36.403
37	2:13.132	+43.710	14:07:49.535
p38	2:16.088	+46.666	14:10:05.623
39	2:50.677	+1:21.255	14:12:56.300
Best Tm: 1:31.499			
Jeff Altenburg			
40	1:30.200	+0.778	14:14:26.500
41	1:29.422		14:15:55.922
42	1:32.406	+2.984	14:17:28.328
43	1:36.445	+7.023	14:19:04.773
44	2:30.343	+1:00.921	14:21:35.116
45	2:24.337	+54.915	14:23:59.453
46	2:14.389	+44.967	14:26:13.842
47	1:30.987	+1.565	14:27:44.829
48	1:29.913	+0.491	14:29:14.742
49	1:32.727	+3.305	14:30:47.469
50	1:34.704	+5.282	14:32:22.173
51	1:30.725	+1.303	14:33:52.898
52	1:32.041	+2.619	14:35:24.939
53	1:30.555	+1.133	14:36:55.494
54	1:29.710	+0.288	14:38:25.204
55	1:30.058	+0.636	14:39:55.262
56	1:30.284	+0.862	14:41:25.546
57	1:33.330	+3.908	14:42:58.876
58	1:33.824	+4.402	14:44:32.700
59	1:32.264	+2.842	14:46:04.964
60	1:31.546	+2.124	14:47:36.510
61	1:30.902	+1.480	14:49:07.412
62	1:30.838	+1.416	14:50:38.250
63	1:30.496	+1.074	14:52:08.746
64	1:30.069	+0.647	14:53:38.815
65	1:30.484	+1.062	14:55:09.299
66	1:30.696	+1.274	14:56:39.995
67	1:30.785	+1.363	14:58:10.780
68	1:30.582	+1.160	14:59:41.362
69	1:31.460	+2.038	15:01:12.822
70	1:31.779	+2.357	15:02:44.601
71	1:31.031	+1.609	15:04:15.632
72	1:30.096	+0.674	15:05:45.728

Lap	Lap Tm	Diff	Time of Day
73	1:30.381	+0.959	15:07:16.109
74	1:31.671	+2.249	15:08:47.780
75	1:31.123	+1.701	15:10:18.903
76	1:31.228	+1.806	15:11:50.131
77	1:31.183	+1.761	15:13:21.314
78	1:32.093	+2.671	15:14:53.407
79	1:30.731	+1.309	15:16:24.138
80	1:32.943	+3.521	15:17:57.081
81	1:36.558	+7.136	15:19:33.639
82	2:13.026	+43.604	15:21:46.665
83	2:33.137	+1:03.715	15:24:19.802
84	2:34.021	+1:04.599	15:26:53.823
85	2:02.186	+32.764	15:28:56.009
86	1:33.378	+3.956	15:30:29.387
87	1:30.585	+1.163	15:31:59.972
p88	1:44.894	+15.472	15:33:44.866
89	1:57.142	+27.720	15:35:42.008
90	1:30.694	+1.272	15:37:12.702

Best Tm: 1:29.422

(62) Atterbury/ Cates

Joey Atterbury			
Lap	Lap Tm	Diff	Time of Day
1	1:32.757	+3.501	13:06:30.547
2	1:29.831	+0.575	13:08:00.378
3	1:29.256		13:09:29.634
4	1:29.864	+0.608	13:10:59.498
5	1:30.127	+0.871	13:12:29.625
6	1:33.830	+4.574	13:14:03.455
7	1:30.980	+1.724	13:15:34.435
8	1:32.929	+3.673	13:17:07.364
9	1:30.638	+1.382	13:18:38.002
10	1:31.939	+2.683	13:20:09.941
11	1:30.276	+1.020	13:21:40.217
12	1:31.011	+1.755	13:23:11.228
13	1:30.874	+1.618	13:24:42.102
14	1:31.033	+1.777	13:26:13.135
15	1:30.939	+1.683	13:27:44.074
16	1:30.420	+1.164	13:29:14.494
17	1:46.865	+17.609	13:31:01.359
18	2:03.130	+33.874	13:33:04.489
19	2:32.235	+1:02.979	13:35:36.724
20	2:13.361	+44.105	13:37:50.085
p21	2:55.933	+1:26.677	13:40:46.018
22	2:04.953	+35.697	13:42:50.971
23	1:34.100	+4.844	13:44:25.071
24	1:32.240	+2.984	13:45:57.311
25	1:33.253	+3.997	13:47:30.564
26	1:29.905	+0.649	13:49:00.469
27	1:35.501	+6.245	13:50:35.970
28	1:31.431	+2.175	13:52:07.401
29	1:32.002	+2.746	13:53:39.403
30	1:30.641	+1.385	13:55:10.044
31	1:30.689	+1.433	13:56:40.733
32	1:30.657	+1.401	13:58:11.390
33	1:31.235	+1.979	13:59:42.625
34	1:38.265	+9.009	14:01:20.890
35	1:50.528	+21.272	14:03:11.418
36	2:28.764	+59.508	14:05:40.182
37	2:11.628	+42.372	14:07:51.810
38	2:11.020	+41.764	14:10:02.830

Lap	Lap Tm	Diff	Time of Day
39	1:34.127	+4.871	14:11:36.957
40	1:32.504	+3.248	14:13:09.461
41	1:33.103	+3.847	14:14:42.564
p42	1:48.925	+19.669	14:16:31.489
43	1:42.529	+13.273	14:18:14.018
44	1:38.789	+9.533	14:19:52.807
45	1:59.425	+30.169	14:21:52.232
46	2:20.945	+51.689	14:24:13.177
47	2:03.382	+34.126	14:26:16.559
48	1:35.266	+6.010	14:27:51.825
49	1:31.508	+2.252	14:29:23.333
50	1:31.828	+2.572	14:30:55.161
51	1:30.920	+1.664	14:32:26.081
52	1:31.875	+2.619	14:33:57.956
53	1:30.581	+1.325	14:35:28.537
54	1:31.248	+1.992	14:36:59.785
55	1:32.054	+2.798	14:38:31.839
56	1:31.003	+1.747	14:40:02.842
57	1:31.431	+2.175	14:41:34.273
58	1:30.929	+1.673	14:43:05.202
59	1:30.985	+1.729	14:44:36.187
60	1:31.207	+1.951	14:46:07.394
61	1:31.933	+2.677	14:47:39.327
62	1:32.407	+3.151	14:49:11.734
63	1:31.816	+2.560	14:50:43.550
64	1:31.555	+2.299	14:52:15.105
65	1:31.430	+2.174	14:53:46.535
66	1:33.061	+3.805	14:55:19.596
Best Tm: 1:29.256			
Devin Cates			
p67	3:14.107	+1:44.851	14:58:33.703
68	1:43.401	+14.145	15:00:17.104
69	1:32.381	+3.125	15:01:49.485
70	1:33.950	+4.694	15:03:23.435
71	1:32.001	+2.745	15:04:55.436
72	1:31.770	+2.514	15:06:27.206
73	1:32.737	+3.481	15:07:59.943
74	1:32.552	+3.296	15:09:32.495
75	1:31.175	+1.919	15:11:03.670
76	1:32.743	+3.487	15:12:36.413
77	1:32.788	+3.532	15:14:09.201
78	1:31.128	+1.872	15:15:40.329
79	1:33.087	+3.831	15:17:13.416
80	1:40.066	+10.810	15:18:53.482
81	2:30.980	+1:01.724	15:21:24.462
82	2:37.035	+1:07.779	15:24:01.497
83	2:34.362	+1:05.106	15:26:35.859
84	2:17.336	+48.080	15:28:53.195
85	1:33.392	+4.136	15:30:26.587
86	1:33.262	+4.006	15:31:59.849
87	1:34.447	+5.191	15:33:34.296
88	1:34.287	+5.031	15:35:08.583
89	1:31.787	+2.531	15:36:40.370
Best Tm: 1:31.128			
(57) Finlay/ Cameron/ Cameron			
Steve Cameron			
1	1:29.158	+1.179	13:06:25.805
2	1:28.218	+0.239	13:07:54.023

Timing & Scoring

Race Director

Orbits 4

www.amb-it.com

www.mylaps.com

Licensed to: Grand American Road Racing



PROVISIONAL

Homestead-Miami Race

CTSCC

Homestead-Miami Speedway 2.300 Miles

Grand-Am CTSCC Race

3/6/2010 01:05 PM

Race (2:30:00 Time) started at 13:04:56

Lap	Lap Tm	Diff	Time of Day
3	1:27.979		13:09:22.002
4	1:28.286	+0.307	13:10:50.288
5	1:31.897	+3.918	13:12:22.185
6	1:30.254	+2.275	13:13:52.439
7	1:30.301	+2.322	13:15:22.740
8	1:30.511	+2.532	13:16:53.251
9	1:29.718	+1.739	13:18:22.969
10	1:28.669	+0.690	13:19:51.638
11	1:28.310	+0.331	13:21:19.948
12	1:28.831	+0.852	13:22:48.779
13	1:28.560	+0.581	13:24:17.339
14	1:28.255	+0.276	13:25:45.594
15	1:29.391	+1.412	13:27:14.985
16	1:29.431	+1.452	13:28:44.416
17	1:37.983	+10.004	13:30:22.399
p18	2:41.183	+1:13.204	13:33:03.582

Best Tm: 1:27.979

Rob Finlay

19	3:18.876	+1:50.897	13:36:22.458
20	1:49.434	+21.455	13:38:11.892
21	2:02.732	+34.753	13:40:14.624
22	2:11.845	+43.866	13:42:26.469
23	1:32.702	+4.723	13:43:59.171
24	1:29.674	+1.695	13:45:28.845
25	1:29.245	+1.266	13:46:58.090
26	1:37.548	+9.569	13:48:35.638
27	1:29.114	+1.135	13:50:04.752
28	1:29.260	+1.281	13:51:34.012
29	1:29.241	+1.262	13:53:03.253
30	1:29.213	+1.234	13:54:32.466
31	1:29.748	+1.769	13:56:02.214
32	1:31.366	+3.387	13:57:33.580
33	1:28.988	+1.009	13:59:02.568
34	1:44.710	+16.731	14:00:47.278
35	2:10.279	+42.300	14:02:57.557
36	2:33.116	+1:05.137	14:05:30.673
37	2:13.939	+45.960	14:07:44.612
38	2:15.691	+47.712	14:10:00.303
39	1:31.368	+3.389	14:11:31.671
40	1:30.646	+2.667	14:13:02.317
41	1:29.076	+1.097	14:14:31.393
42	1:28.960	+0.981	14:16:00.353
43	1:28.801	+0.822	14:17:29.154
44	1:33.107	+5.128	14:19:02.261
45	2:32.018	+1:04.039	14:21:34.279
46	2:24.298	+56.319	14:23:58.577
47	2:15.007	+47.028	14:26:13.584
48	1:29.451	+1.472	14:27:43.035
49	1:29.551	+1.572	14:29:12.586
50	1:28.891	+0.912	14:30:41.477
51	1:29.214	+1.235	14:32:10.691
52	1:30.392	+2.413	14:33:41.083
53	1:29.669	+1.690	14:35:10.752
54	1:29.287	+1.308	14:36:40.039
p55	1:44.621	+16.642	14:38:24.660
56	2:26.780	+58.801	14:40:51.440
57	1:28.396	+0.417	14:42:19.836
58	1:28.135	+0.156	14:43:47.971
59	1:29.317	+1.338	14:45:17.288
60	1:28.774	+0.795	14:46:46.062

Lap	Lap Tm	Diff	Time of Day
61	1:29.655	+1.676	14:48:15.717
62	1:29.499	+1.520	14:49:45.216
63	1:29.269	+1.290	14:51:14.485
64	1:30.196	+2.217	14:52:44.681
65	1:29.563	+1.584	14:54:14.244
66	1:30.291	+2.312	14:55:44.535
67	1:29.535	+1.556	14:57:14.070
68	1:30.414	+2.435	14:58:44.484
69	1:31.604	+3.625	15:00:16.088
70	1:31.244	+3.265	15:01:47.332
71	1:34.875	+6.896	15:03:22.207
p72	1:49.779	+21.800	15:05:11.986
73	4:11.805	+2:43.826	15:09:23.791
74	1:29.012	+1.033	15:10:52.803
75	1:31.345	+3.366	15:12:24.148
76	1:29.307	+1.328	15:13:53.455
77	1:29.769	+1.790	15:15:23.224
78	1:30.585	+2.606	15:16:53.809
79	1:38.310	+10.331	15:18:32.119
80	1:42.450	+14.471	15:20:14.569
81	1:46.145	+18.166	15:22:00.714
82	2:30.185	+1:02.206	15:24:30.899
83	2:35.457	+1:07.478	15:27:06.356
84	1:53.902	+25.923	15:29:00.258
85	1:34.697	+6.718	15:30:34.955
86	1:32.699	+4.720	15:32:07.654
87	1:33.400	+5.061	15:33:40.694
88	1:34.166	+6.187	15:35:14.860
89	1:37.188	+9.209	15:36:52.048

Best Tm: 1:28.135

(89) Wheeler/ Rossi

Frank Rossi			
1	1:37.038	+6.887	13:06:36.294
2	1:30.824	+0.673	13:08:07.118
3	1:30.151		13:09:37.269
4	1:30.982	+0.831	13:11:08.251
5	1:33.247	+3.096	13:12:41.498
6	1:32.546	+2.395	13:14:14.044
7	1:31.972	+1.821	13:15:46.016
8	1:32.441	+2.290	13:17:18.457
9	1:32.571	+2.420	13:18:51.028
10	1:33.677	+3.526	13:20:24.705
11	1:31.911	+1.760	13:21:56.616
12	1:32.537	+2.386	13:23:29.153
13	1:32.761	+2.610	13:25:01.914
14	1:33.845	+3.694	13:26:35.759
15	1:32.063	+1.912	13:28:07.822
16	1:30.884	+0.733	13:29:38.706
17	1:39.633	+9.482	13:31:18.339
18	1:53.312	+23.161	13:33:11.651
19	2:32.308	+1:02.157	13:35:43.959
20	2:11.299	+41.148	13:37:55.258
21	2:10.881	+40.730	13:40:06.139
22	2:16.253	+46.102	13:42:22.392
23	1:33.968	+3.817	13:43:56.360
24	1:30.542	+0.391	13:45:26.902
25	1:32.885	+2.734	13:46:59.787
26	1:32.958	+2.807	13:48:32.745
27	1:32.179	+2.028	13:50:04.924

Lap	Lap Tm	Diff	Time of Day
28	1:32.133	+1.982	13:51:37.057
29	1:30.728	+0.577	13:53:07.785
30	1:31.785	+1.634	13:54:39.570
31	1:31.083	+0.932	13:56:10.653
32	1:31.701	+1.550	13:57:42.354
33	1:32.292	+2.141	13:59:14.646
34	1:36.962	+6.811	14:00:51.608
p35	2:18.300	+48.149	14:03:09.908

Best Tm: 1:30.151

Michael Wheeler

36	3:28.416	+1:58.265	14:06:38.324
37	1:38.630	+8.479	14:08:16.954
38	2:03.676	+33.525	14:10:20.630
39	1:34.746	+4.595	14:11:55.376
40	1:34.873	+4.722	14:13:30.249
41	1:33.678	+3.527	14:15:03.927
42	1:34.864	+4.713	14:16:38.791
43	1:36.080	+5.929	14:18:14.871
44	1:42.358	+12.207	14:19:57.229
45	1:57.734	+27.583	14:21:54.963
46	2:20.329	+50.178	14:24:15.292
47	2:01.792	+31.641	14:26:17.084
48	1:37.502	+7.351	14:27:54.586
49	1:34.021	+3.870	14:29:28.607
50	1:33.113	+2.962	14:31:01.720
51	1:33.256	+3.105	14:32:34.976
52	1:32.043	+1.892	14:34:07.019
53	1:33.239	+3.088	14:35:40.258
54	1:32.173	+2.022	14:37:12.431
55	1:34.019	+3.868	14:38:46.450
56	1:34.320	+4.169	14:40:20.770
57	1:32.900	+2.749	14:41:53.670
58	1:34.240	+4.089	14:43:27.910
59	1:34.007	+3.856	14:45:01.917
60	1:32.697	+2.546	14:46:34.614
61	1:32.797	+2.646	14:48:07.411
62	1:33.128	+2.977	14:49:40.539
63	1:32.918	+2.767	14:51:13.457
64	1:35.104	+4.953	14:52:48.561
65	1:33.243	+3.092	14:54:21.804
66	1:33.119	+2.968	14:55:54.923
67	1:34.352	+4.201	14:57:29.275
68	1:33.306	+3.155	14:59:02.581
69	1:32.091	+1.940	15:00:34.672
70	1:34.853	+4.702	15:02:09.525
71	1:48.647	+18.496	15:03:58.172
72	1:36.501	+6.350	15:05:34.673
73	1:34.242	+4.091	15:07:08.915
74	1:34.600	+4.449	15:08:43.515
75	1:59.847	+29.696	15:10:43.362
76	1:35.283	+5.132	15:12:18.645
77	1:35.760	+5.609	15:13:54.405
78	1:36.814	+6.663	15:15:31.219
79	1:36.146	+5.995	15:17:07.365
80	1:41.232	+11.081	15:18:48.597
81	2:31.920	+1:01.769	15:21:20.517
82	2:37.534	+1:07.383	15:23:58.051
83	2:32.503	+1:02.352	15:26:30.554
p84	2:31.538	+1:01.387	15:29:02.092
85	2:14.994	+44.843	15:31:17.086

Timing & Scoring

Race Director

Orbits 4

www.amb-it.com

www.mylaps.com

Licensed to: Grand American Road Racing



PROVISIONAL

Homestead-Miami Race

CTSCC

Homestead-Miami Speedway 2.300 Miles

Grand-Am CTSCC Race

3/6/2010 01:05 PM

Race (2:30:00 Time) started at 13:04:56



Lap	Lap Tm	Diff	Time of Day
86	1:36.770	+6.619	15:32:53.856
87	1:36.293	+6.142	15:34:30.149
88	1:36.499	+6.348	15:36:06.648
89	1:38.905	+8.754	15:37:45.553
Best Tm: 1:32.043			

(25) Whittis/ Long

Derek Whittis

Lap	Lap Tm	Diff	Time of Day
1	1:37.409	+4.132	13:07:22.251
2	1:37.655	+4.378	13:08:59.906
3	1:33.625	+0.348	13:10:33.531
4	1:34.775	+1.498	13:12:08.306
5	1:35.590	+2.313	13:13:43.896
6	1:34.785	+1.508	13:15:18.681
7	1:38.042	+4.765	13:16:56.723
8	1:36.140	+2.863	13:18:32.863
9	1:36.275	+2.998	13:20:09.138
10	1:36.152	+2.875	13:21:45.290
11	1:36.041	+2.764	13:23:21.331
12	1:36.858	+3.581	13:24:58.189
13	1:35.099	+1.822	13:26:33.288
14	1:36.219	+2.942	13:28:09.507
15	1:36.093	+2.816	13:29:45.600
16	1:41.869	+8.592	13:31:27.469
17	1:48.780	+15.503	13:33:16.249
18	2:33.262	+59.985	13:35:49.511
19	2:09.217	+35.940	13:37:58.728
20	2:23.375	+50.098	13:40:22.103
21	2:08.932	+35.655	13:42:31.035
22	1:35.515	+2.238	13:44:06.550
23	1:33.744	+0.467	13:45:40.294
24	1:35.548	+2.271	13:47:15.842
25	1:34.642	+1.365	13:48:50.484
26	1:33.964	+0.687	13:50:24.448
27	1:35.656	+2.379	13:52:00.104
28	1:35.924	+2.647	13:53:36.028
29	1:35.152	+1.875	13:55:11.180
30	1:35.196	+1.919	13:56:46.376
31	1:35.439	+2.162	13:58:21.815
32	1:35.403	+2.126	13:59:57.218
33	1:38.508	+5.231	14:01:35.726
34	1:43.617	+10.340	14:03:19.343
Best Tm: 1:33.625			

p35

Derek Whittis

Lap	Lap Tm	Diff	Time of Day
36	2:35.772	+1:02.495	14:08:15.893
37	2:02.526	+29.249	14:10:18.419
38	1:34.623	+1.346	14:11:53.042
39	1:34.468	+1.191	14:13:27.510
40	1:34.760	+1.483	14:15:02.270
41	1:35.024	+1.747	14:16:37.294
42	1:36.081	+2.804	14:18:13.375
43	1:38.179	+4.902	14:19:51.554
44	2:00.073	+26.796	14:21:51.627
45	2:20.862	+47.585	14:24:12.489
46	2:14.631	+41.354	14:26:27.120
47	1:34.557	+1.280	14:28:01.677
48	1:33.937	+0.660	14:29:35.614

Lap	Lap Tm	Diff	Time of Day
49	1:33.277		14:31:08.891
50	1:34.210	+0.933	14:32:43.101
51	1:34.432	+1.155	14:34:17.533
52	1:34.738	+1.461	14:35:52.271
53	1:35.201	+1.924	14:37:27.472
54	1:34.364	+1.087	14:39:01.836
55	1:34.834	+1.557	14:40:36.670
56	1:34.128	+0.851	14:42:10.798
57	1:34.875	+1.598	14:43:45.673
58	1:34.840	+1.563	14:45:20.513
59	1:34.256	+0.979	14:46:54.769
60	1:34.382	+1.105	14:48:29.151
61	1:34.230	+0.953	14:50:03.381
62	1:34.381	+1.104	14:51:37.762
63	1:34.527	+1.250	14:53:12.289
64	1:35.004	+1.727	14:54:47.293
65	1:34.803	+1.526	14:56:22.096
66	1:34.975	+1.698	14:57:57.071
67	1:35.378	+2.101	14:59:32.449
68	1:34.039	+0.762	15:01:06.488
69	1:35.017	+1.740	15:02:41.505
70	1:36.190	+2.913	15:04:17.695
71	1:34.322	+1.045	15:05:52.017
72	1:34.209	+0.932	15:07:26.226
73	1:34.640	+1.363	15:09:00.866
74	1:37.201	+3.924	15:10:38.067
75	1:35.096	+1.819	15:12:13.163
76	1:34.517	+1.240	15:13:47.680
77	1:35.315	+2.038	15:15:22.995
78	1:37.460	+4.183	15:17:00.455
79	1:42.661	+9.384	15:18:43.116
80	2:33.187	+59.910	15:21:16.303
81	2:37.571	+1:04.294	15:23:53.874
82	2:35.091	+1:01.814	15:26:28.965
83	2:33.115	+59.838	15:29:02.080
84	1:34.730	+1.453	15:30:36.810
85	1:35.005	+1.728	15:32:11.815
86	1:33.855	+0.578	15:33:45.670
87	1:35.009	+1.732	15:35:20.679
88	1:34.237	+0.960	15:36:54.916
Best Tm: 1:33.277			

(74) Thilenius/ Aschenbach

David Thilenius

Lap	Lap Tm	Diff	Time of Day
1	1:37.883	+4.499	13:07:22.637
2	1:35.135	+1.751	13:08:57.772
3	1:35.171	+1.787	13:10:32.943
4	1:34.840	+1.456	13:12:07.783
5	1:34.650	+1.266	13:13:42.433
6	1:34.400	+1.016	13:15:16.833
7	1:35.365	+1.981	13:16:52.198
8	1:35.426	+2.042	13:18:27.624
9	1:34.679	+1.295	13:20:02.303
10	1:34.871	+1.487	13:21:37.174
11	1:35.879	+2.495	13:23:13.053
12	1:35.340	+1.956	13:24:48.393
13	1:35.715	+2.331	13:26:24.108
14	1:35.910	+2.526	13:28:00.018
15	1:36.248	+2.864	13:29:36.266
16	1:38.695	+5.311	13:31:14.961

Lap	Lap Tm	Diff	Time of Day
17	1:55.418	+22.034	13:33:10.379
18	2:31.652	+58.268	13:35:42.031
19	2:12.851	+39.467	13:37:54.882
20	2:25.550	+52.166	13:40:20.432
21	2:09.002	+35.618	13:42:29.434
22	1:36.011	+2.627	13:44:05.445
23	1:34.041	+0.657	13:45:39.486
24	1:36.871	+3.487	13:47:16.357
25	1:34.665	+1.281	13:48:51.022
26	1:34.607	+1.223	13:50:25.629
27	1:35.412	+2.028	13:52:01.041
28	1:35.568	+2.184	13:53:36.609
29	1:36.102	+2.718	13:55:12.711
30	1:35.713	+2.329	13:56:48.424
31	1:35.452	+2.068	13:58:23.876
32	1:35.755	+2.371	13:59:59.631
33	1:37.515	+4.131	14:01:37.146
34	1:42.811	+9.427	14:03:19.957
35	2:24.356	+50.972	14:05:44.313
Best Tm: 1:34.041			

Lawson Aschenbach

Lap	Lap Tm	Diff	Time of Day
36	2:45.263	+1:11.879	14:08:29.576
37	1:55.614	+22.230	14:10:25.190
38	1:35.065	+1.681	14:12:00.255
39	1:34.745	+1.361	14:13:35.000
40	1:34.177	+0.793	14:15:09.177
41	1:34.396	+1.012	14:16:43.573
42	1:36.883	+3.499	14:18:20.456
43	1:43.919	+10.535	14:20:04.375
44	1:55.906	+22.522	14:22:00.281
45	2:17.138	+43.754	14:24:17.419
46	2:10.479	+37.095	14:26:27.898
47	1:34.686	+1.302	14:28:02.584
48	1:33.703	+0.319	14:29:36.287
49	1:33.694	+0.310	14:31:09.981
50	1:33.384		14:32:43.365
51	1:34.562	+1.178	14:34:17.927
52	1:34.575	+1.191	14:35:52.502
53	1:35.875	+2.491	14:37:28.377
54	1:34.039	+0.655	14:39:02.416
55	1:35.014	+1.630	14:40:37.430
56	1:34.347	+0.963	14:42:11.777
57	1:34.615	+1.231	14:43:46.392
58	1:35.693	+2.309	14:45:22.085
59	1:34.327	+0.943	14:46:56.412
60	1:33.951	+0.567	14:48:30.363
61	1:34.843	+1.459	14:50:05.206
62	1:34.335	+0.951	14:51:39.541
63	1:35.002	+1.618	14:53:14.543
64	1:35.107	+1.723	14:54:49.650
65	1:35.219	+1.835	14:56:24.869
66	1:34.811	+1.427	14:57:59.680
67	1:34.309	+0.925	14:59:33.989
68	1:34.744	+1.360	15:01:08.733
69	1:34.596	+1.212	15:02:43.329
70	1:35.752	+2.368	15:04:19.081
71	1:34.850	+1.466	15:05:53.931
72	1:34.518	+1.134	15:07:28.449
73	1:35.192	+1.808	15:09:03.641
74	1:35.480	+2.096	15:10:39.121

Timing & Scoring

Orbits 4

Race Director

www.amb-it.com

www.mylaps.com

Licensed to: Grand American Road Racing



PROVISIONAL

Homestead-Miami Race


CTSCC

Homestead-Miami Speedway 2.300 Miles

Grand-Am CTSCC Race

3/6/2010 01:05 PM

Race (2:30:00 Time) started at 13:04:56



Lap	Lap Tm	Diff	Time of Day
75	1:36.230	+2.846	15:12:15.351
76	1:35.327	+1.943	15:13:50.678
77	1:35.807	+2.423	15:15:26.485
78	1:37.596	+4.212	15:17:04.081
79	1:39.550	+6.166	15:18:43.631
80	2:33.542	+1:00.158	15:21:17.173
81	2:37.413	+1:04.029	15:23:54.586
82	2:34.845	+1:01.461	15:26:29.431
83	2:32.951	+59.567	15:29:02.382
84	1:34.875	+1.491	15:30:37.257
85	1:34.722	+1.338	15:32:11.979
86	1:33.928	+0.544	15:33:45.907
87	1:34.724	+1.340	15:35:20.631
88	1:34.388	+1.004	15:36:55.019
Best Tm: 1:33.384			

(198) Zacharias / Conway

Craig Conway			
1	1:40.142	+6.577	13:07:28.548
2	1:35.492	+1.927	13:09:04.040
3	1:35.929	+2.364	13:10:39.969
4	1:36.885	+3.320	13:12:16.854
5	1:36.861	+3.296	13:13:53.715
6	1:36.024	+2.459	13:15:29.739
7	1:38.872	+5.307	13:17:08.611
8	1:35.548	+1.983	13:18:44.159
9	1:36.713	+3.148	13:20:20.872
10	1:39.434	+5.869	13:22:00.306
11	1:38.401	+4.836	13:23:38.707
12	1:36.434	+2.869	13:25:15.141
13	1:35.685	+2.120	13:26:50.826
14	1:35.774	+2.209	13:28:26.600
15	1:38.325	+4.760	13:30:04.925
16	1:44.382	+10.817	13:31:49.307
17	1:41.944	+8.379	13:33:31.251
18	2:32.902	+59.337	13:36:04.153
Best Tm: 1:35.492			

BJ Zacharias			
p19	3:11.981	+1:38.416	13:39:16.134
20	1:48.943	+15.378	13:41:05.077
21	1:48.224	+14.659	13:42:53.301
22	1:36.118	+2.553	13:44:29.419
23	1:33.863	+0.298	13:46:03.282
24	1:36.605	+3.040	13:47:39.887
25	1:34.317	+0.752	13:49:14.204
26	1:37.351	+3.786	13:50:51.555
27	1:35.053	+1.488	13:52:26.608
28	1:36.476	+2.911	13:54:03.084
29	1:34.512	+0.947	13:55:37.596
30	1:34.361	+0.796	13:57:11.957
31	1:34.552	+0.987	13:58:46.509
32	1:40.221	+6.656	14:00:26.730
33	2:23.575	+50.010	14:02:50.305
34	1:38.729	+5.164	14:04:29.034
35	1:35.116	+1.551	14:06:04.150
36	2:01.894	+28.329	14:08:06.044
37	2:04.504	+30.939	14:10:10.548
38	1:34.927	+1.362	14:11:45.475
39	1:34.957	+1.392	14:13:20.432

Lap	Lap Tm	Diff	Time of Day
40	1:33.711	+0.146	14:14:54.143
41	1:34.246	+0.681	14:16:28.389
42	1:34.899	+1.334	14:18:03.288
43	1:38.329	+4.764	14:19:41.617
44	2:05.177	+31.612	14:21:46.794
p45	2:59.955	+1:26.390	14:24:46.749
46	1:47.114	+13.549	14:26:33.863
47	1:34.263	+0.698	14:28:08.126
48	1:34.467	+0.902	14:29:42.593
49	1:34.423	+0.858	14:31:17.016
50	1:33.624	+0.059	14:32:50.640
51	1:34.597	+1.032	14:34:25.237
52	1:34.493	+0.928	14:35:59.730
53	1:34.356	+0.791	14:37:34.086
54	1:33.643	+0.078	14:39:07.729
55	1:34.726	+1.161	14:40:42.455
56	1:34.078	+0.513	14:42:16.533
57	1:35.444	+1.879	14:43:51.977
58	1:34.283	+0.718	14:45:26.260
59	1:33.734	+0.169	14:46:59.994
60	1:34.265	+0.700	14:48:34.259
61	1:34.674	+1.109	14:50:08.933
62	1:34.080	+0.515	14:51:43.013
63	1:34.320	+0.755	14:53:17.333
64	1:34.907	+1.342	14:54:52.240
65	1:35.208	+1.643	14:56:27.448
66	1:35.768	+2.203	14:58:03.216
67	1:34.177	+0.612	14:59:37.393
68	1:35.554	+1.989	15:01:12.947
69	1:35.562	+1.997	15:02:48.509
70	1:34.838	+1.273	15:04:23.347
71	1:36.231	+2.666	15:05:59.578
72	1:35.050	+1.485	15:07:34.628
73	1:36.105	+2.540	15:09:10.733
74	1:36.048	+2.483	15:10:46.781
75	1:34.916	+1.351	15:12:21.697
76	1:36.185	+2.620	15:13:57.882
77	1:34.772	+1.207	15:15:32.654
78	1:36.643	+3.078	15:17:09.297
79	1:39.767	+6.202	15:18:49.064
80	2:32.238	+58.673	15:21:21.302
81	2:36.937	+1:03.372	15:23:58.239
82	2:34.268	+1:00.703	15:26:32.507
83	2:32.943	+59.378	15:29:05.450
84	1:33.565		15:30:39.015
85	1:33.901	+0.336	15:32:12.916
86	1:33.649	+0.084	15:33:46.565
87	1:34.126	+0.561	15:35:20.691
88	1:34.529	+0.964	15:36:55.220
Best Tm: 1:33.565			

(81) Thomas/ Heumann

Bill Heumann			
1	1:11.056	-22.219	13:07:36.275
2	1:36.740	+3.465	13:09:13.015
3	1:35.670	+2.395	13:10:48.685
4	1:38.261	+4.986	13:12:26.946
5	1:40.111	+6.836	13:14:07.057
6	1:38.858	+5.583	13:15:45.915
7	1:39.721	+6.446	13:17:25.636

Lap	Lap Tm	Diff	Time of Day
8	1:37.437	+4.162	13:19:03.073
9	1:37.125	+3.850	13:20:40.198
10	1:36.773	+3.498	13:22:16.971
11	1:38.326	+5.051	13:23:55.297
12	1:36.512	+3.237	13:25:31.809
13	1:36.693	+3.418	13:27:08.502
14	1:36.221	+2.946	13:28:44.723
15	1:39.282	+6.007	13:30:24.005
16	1:43.612	+10.337	13:32:07.617
17	1:37.736	+4.461	13:33:45.353
Best Tm: 1:11.056			

Seth Thomas

Lap	Lap Tm	Diff	Time of Day
p18	3:31.562	+1:58.287	13:37:16.915
19	1:45.787	+12.512	13:39:02.702
20	1:42.957	+9.682	13:40:45.659
21	2:03.569	+30.294	13:42:49.228
22	1:39.644	+6.369	13:44:28.872
23	1:33.963	+0.688	13:46:02.835
24	1:34.301	+1.026	13:47:37.136
25	1:35.958	+2.683	13:49:13.094
26	1:37.541	+4.266	13:50:50.635
27	1:35.679	+2.404	13:52:26.314
28	1:35.550	+2.275	13:54:01.864
29	1:34.199	+0.924	13:55:36.063
30	1:35.692	+2.417	13:57:11.755
31	1:34.608	+1.333	13:58:46.363
32	1:39.438	+6.163	14:00:25.801
33	2:02.461	+29.186	14:02:28.262
34	1:35.648	+2.373	14:04:03.910
35	1:46.030	+12.755	14:05:49.940
36	2:14.734	+41.459	14:08:04.674
37	2:05.001	+31.726	14:10:09.675
38	1:35.537	+2.262	14:11:45.212
39	1:33.489	+0.214	14:13:18.701
40	1:34.209	+0.934	14:14:52.910
41	1:34.933	+1.658	14:16:27.843
42	1:34.792	+1.517	14:18:02.635
43	1:37.900	+4.625	14:19:40.535
44	2:05.268	+31.993	14:21:45.803
p45	3:10.248	+1:36.973	14:24:56.051
46	1:44.478	+11.203	14:26:40.529
47	1:33.275		14:28:13.804
48	1:34.893	+1.618	14:29:48.697
49	1:34.274	+0.999	14:31:22.971
50	1:35.543	+2.268	14:32:58.514
51	1:34.480	+1.205	14:34:32.994
52	1:34.655	+1.380	14:36:07.649
53	1:34.190	+0.915	14:37:41.839
54	1:34.544	+1.269	14:39:16.383
55	1:35.115	+1.840	14:40:51.498
56	1:35.414	+2.139	14:42:26.912
57	1:35.730	+2.455	14:44:02.642
58	1:34.474	+1.199	14:45:37.116
59	1:34.634	+1.359	14:47:11.750
60	1:36.592	+3.317	14:48:48.342
61	1:34.959	+1.684	14:50:23.301
62	1:35.437	+2.162	14:51:58.738
63	1:33.971	+0.696	14:53:32.709
64	1:34.338	+1.063	14:55:07.047
65	1:35.532	+2.257	14:56:42.579

Timing & Scoring

Race Director

Orbits 4

www.amb-it.com

www.mylaps.com

Licensed to: Grand American Road Racing



PROVISIONAL

Homestead-Miami Race

CTSCC

Homestead-Miami Speedway 2.300 Miles

Grand-Am CTSCC Race

3/6/2010 01:05 PM

Race (2:30:00 Time) started at 13:04:56

Lap	Lap Tm	Diff	Time of Day
66	1:35.567	+2.292	14:58:18.146
67	1:35.254	+1.979	14:59:53.400
68	1:35.356	+2.081	15:01:28.756
69	1:35.670	+2.395	15:03:04.426
70	1:33.824	+0.549	15:04:38.250
71	1:34.712	+1.437	15:06:12.962
72	1:35.543	+2.268	15:07:48.505
73	1:35.283	+2.008	15:09:23.788
74	1:36.126	+2.851	15:10:59.914
75	1:34.771	+1.496	15:12:34.685
76	1:35.145	+1.870	15:14:09.830
77	1:35.296	+2.021	15:15:45.126
78	1:35.381	+2.106	15:17:20.507
79	1:39.517	+6.242	15:19:00.024
80	2:26.826	+53.551	15:21:26.850
81	2:36.282	+1:03.007	15:24:03.132
82	2:34.663	+1:01.388	15:26:37.795
83	2:30.721	+57.446	15:29:08.516
84	1:35.544	+2.269	15:30:44.060
85	1:33.805	+0.530	15:32:17.865
86	1:34.003	+0.728	15:33:51.868
87	1:34.127	+0.852	15:35:25.995
88	1:34.562	+1.287	15:37:00.557

Best Tm: 1:33.275

(181) Stadlander / Hurley

Kevin Stadlander

1	1:10.403	-23.856	13:07:35.622
2	1:34.748	+0.489	13:09:10.370
3	1:36.349	+2.090	13:10:46.719

Best Tm: 1:10.403

4	1:34.866	+0.607	13:12:21.585
Kevin Stadlander			
5	1:36.255	+1.996	13:13:57.840
6	1:35.286	+1.027	13:15:33.126
7	1:36.643	+2.384	13:17:09.769
8	1:36.844	+2.585	13:18:46.613
9	1:34.758	+0.499	13:20:21.371
10	1:39.030	+4.771	13:22:00.401
11	1:36.842	+2.583	13:23:37.243
12	1:37.125	+2.866	13:25:14.368
13	1:35.177	+0.918	13:26:49.545
14	1:35.788	+1.529	13:28:25.333
15	1:36.404	+2.145	13:30:01.737
16	1:44.246	+9.987	13:31:45.983
17	1:41.881	+7.622	13:33:27.864
18	2:33.026	+58.767	13:36:00.890
19	2:02.439	+28.180	13:38:03.329
20	2:24.777	+50.518	13:40:28.106
21	2:06.442	+32.183	13:42:34.548
22	1:35.837	+1.578	13:44:10.385
23	1:35.683	+1.424	13:45:46.068
24	1:35.844	+1.585	13:47:21.912
25	1:36.476	+2.217	13:48:58.388
26	1:38.884	+4.625	13:50:37.272
27	1:37.061	+2.802	13:52:14.333
28	1:35.337	+1.078	13:53:49.670
29	1:35.317	+1.058	13:55:24.987

Lap	Lap Tm	Diff	Time of Day
30	1:35.572	+1.313	13:57:00.559
31	1:34.687	+0.428	13:58:35.246
32	1:38.133	+3.874	14:00:13.379
33	1:40.952	+6.693	14:01:54.331
34	1:38.327	+4.068	14:03:32.658
p35	2:19.865	+45.606	14:05:52.523

Best Tm: 1:34.687

Josh Hurley

36	2:30.485	+56.226	14:08:23.008
37	1:58.781	+24.522	14:10:21.789
38	1:36.265	+2.006	14:11:58.054
39	1:35.747	+1.488	14:13:33.801
40	1:34.520	+0.261	14:15:08.321
41	1:34.915	+0.656	14:16:43.236
42	1:36.347	+2.088	14:18:19.583
43	1:42.314	+8.055	14:20:01.897
44	1:57.069	+22.810	14:21:58.966
45	2:17.637	+43.378	14:24:16.603
46	2:10.840	+36.581	14:26:27.443
47	1:35.748	+1.489	14:28:03.191
48	1:34.833	+0.574	14:29:38.024
49	1:34.259		14:31:12.283
50	1:35.731	+1.472	14:32:48.014
51	1:34.587	+0.328	14:34:22.601
52	1:34.991	+0.732	14:35:57.592
53	1:35.132	+0.873	14:37:32.724
54	1:35.232	+0.973	14:39:07.956
55	1:36.900	+2.641	14:40:44.856
56	1:34.859	+0.600	14:42:19.715
57	1:35.046	+0.787	14:43:54.761
58	1:34.629	+0.370	14:45:29.390
59	1:34.621	+0.362	14:47:04.011
60	1:34.901	+0.642	14:48:38.912
61	1:35.023	+0.764	14:50:13.935
62	1:35.905	+1.646	14:51:49.840
63	1:35.696	+1.437	14:53:25.536
64	1:35.936	+1.677	14:55:01.472
65	1:35.345	+1.086	14:56:36.817
66	1:35.169	+0.910	14:58:11.986
67	1:36.383	+2.124	14:59:48.369
68	1:35.424	+1.165	15:01:23.793
69	1:35.824	+1.565	15:02:59.617
70	1:34.967	+0.708	15:04:34.584
71	1:35.049	+0.790	15:06:09.633
72	1:34.917	+0.658	15:07:44.550
73	1:36.506	+2.247	15:09:21.056
74	1:35.474	+1.215	15:10:56.530
75	1:36.001	+1.742	15:12:32.531
76	1:36.823	+2.564	15:14:09.354
77	1:36.316	+2.057	15:15:45.670
78	1:35.914	+1.655	15:17:21.584
79	1:38.807	+4.548	15:19:00.391
80	2:27.164	+52.905	15:21:27.555
81	2:36.270	+1:02.011	15:24:03.825
82	2:34.983	+1:00.724	15:26:38.808
83	2:29.950	+55.691	15:29:08.758
84	1:36.046	+1.787	15:30:44.804
85	1:34.647	+0.388	15:32:19.451
86	1:34.533	+0.274	15:33:53.984
87	1:34.836	+0.577	15:35:28.820

Lap	Lap Tm	Diff	Time of Day
88	1:35.022	+0.763	15:37:03.842

Best Tm: 1:34.259

(86) Prey/ Sigal

Gene Sigal

1	1:36.590	+2.883	13:07:21.631
2	1:35.619	+1.912	13:08:57.250
3	1:34.567	+0.860	13:10:31.817
4	1:34.845	+1.138	13:12:06.662
5	1:34.479	+0.772	13:13:41.141
6	1:34.526	+0.819	13:15:15.667
7	1:34.593	+0.886	13:16:50.260
8	1:34.930	+1.223	13:18:25.190
9	1:35.015	+1.308	13:20:00.205
10	1:35.269	+1.562	13:21:35.474
11	1:36.071	+2.364	13:23:11.545
12	1:36.408	+2.701	13:24:47.953
13	1:38.053	+4.346	13:26:26.006
14	1:36.900	+3.193	13:28:02.906
15	1:36.650	+2.943	13:29:39.556
16	1:40.699	+6.992	13:31:20.255
17	1:52.246	+18.539	13:33:12.501
18	2:32.107	+58.400	13:35:44.608
19	2:11.081	+37.374	13:37:55.689
20	2:25.549	+51.842	13:40:21.238
21	2:09.090	+35.383	13:42:30.328
22	1:36.212	+2.505	13:44:06.540
23	1:35.460	+1.753	13:45:42.000
24	1:35.411	+1.704	13:47:17.411
25	1:35.275	+1.568	13:48:52.686
26	1:35.917	+2.210	13:50:28.603
27	1:36.209	+2.502	13:52:04.812
28	1:37.487	+3.780	13:53:42.299
29	1:35.789	+2.082	13:55:18.088
30	1:36.067	+2.360	13:56:54.155
31	1:35.653	+1.946	13:58:29.808
32	1:35.627	+1.920	14:00:05.435
33	1:38.040	+4.333	14:01:43.475
34	1:39.577	+5.870	14:03:23.052

Best Tm: 1:34.479

Chris Prey

p35	3:29.277	+1:55.570	14:06:52.329
36	1:52.873	+19.166	14:08:45.202
37	1:45.821	+12.114	14:10:31.023
38	1:37.211	+3.504	14:12:08.234
39	1:34.620	+0.913	14:13:42.854
40	1:34.081	+0.374	14:15:16.935
41	1:35.292	+1.585	14:16:52.227
42	1:37.286	+3.579	14:18:29.513
43	1:42.396	+8.689	14:20:11.909
44	1:55.333	+21.626	14:22:07.242
45	2:14.883	+41.176	14:24:22.125
46	2:07.136	+33.429	14:26:29.261
47	1:35.874	+2.167	14:28:05.135
48	1:35.409	+1.702	14:29:40.544
49	1:35.564	+1.857	14:31:16.108
50	1:34.519	+0.812	14:32:50.627
51	1:35.889	+2.188	14:34:26.516
52	1:35.845	+2.132	14:36:02.361

Timing & Scoring

Race Director

Orbits 4

www.amb-it.com

www.mylaps.com

Licensed to: Grand American Road Racing



PROVISIONAL

Homestead-Miami Race

CTSCC

Homestead-Miami Speedway 2.300 Miles

Grand-Am CTSCC Race

3/6/2010 01:05 PM

Race (2:30:00 Time) started at 13:04:56

Lap	Lap Tm	Diff	Time of Day
53	1:34.678	+0.971	14:37:37.039
54	1:35.397	+1.690	14:39:12.436
55	1:35.086	+1.379	14:40:47.522
56	1:35.577	+1.870	14:42:23.099
57	1:34.805	+1.098	14:43:57.904
58	1:35.057	+1.350	14:45:32.961
59	1:35.569	+1.862	14:47:08.530
60	1:34.800	+1.093	14:48:43.330
61	1:35.740	+2.033	14:50:19.070
62	1:34.116	+0.409	14:51:53.186
63	1:36.041	+2.334	14:53:29.227
64	1:35.847	+2.140	14:55:05.074
65	1:35.275	+1.568	14:56:40.349
66	1:35.229	+1.522	14:58:15.578
67	1:35.009	+1.302	14:59:50.587
68	1:36.542	+2.835	15:01:27.129
69	1:36.299	+2.592	15:03:03.428
70	1:34.621	+0.914	15:04:38.049
71	1:34.830	+1.123	15:06:12.879
72	1:35.787	+2.080	15:07:48.666
73	1:35.407	+1.700	15:09:24.073
74	1:37.015	+3.308	15:11:01.088
75	1:35.459	+1.752	15:12:36.547
76	1:35.379	+1.672	15:14:11.926
77	1:35.793	+2.086	15:15:47.719
78	1:35.624	+1.917	15:17:23.343
79	1:40.372	+6.665	15:19:03.715
80	2:24.772	+51.065	15:21:28.487
81	2:36.151	+1:02.444	15:24:04.638
82	2:35.193	+1:01.486	15:26:39.831
83	2:29.282	+55.575	15:29:09.113
84	1:37.077	+3.370	15:30:46.190
85	1:33.707		15:32:19.897
86	1:34.838	+1.131	15:33:54.735
87	1:34.494	+0.787	15:35:29.229
88	1:34.846	+1.139	15:37:04.075

Best Tm: 1:33.707

(80) Clay/ White

David White

1	1:11.419	-22.761	13:07:36.638
2	1:35.911	+1.731	13:09:12.549
3	1:35.929	+1.749	13:10:48.478
4	1:37.769	+3.589	13:12:26.247
5	1:40.402	+6.222	13:14:06.649
6	1:37.980	+3.800	13:15:44.629
7	1:36.580	+2.400	13:17:21.209
8	1:37.088	+2.908	13:18:58.297
9	1:35.964	+1.784	13:20:34.261
10	1:36.138	+1.958	13:22:10.399
11	1:35.423	+1.243	13:23:45.822
12	1:35.944	+1.764	13:25:21.766
13	1:35.757	+1.577	13:26:57.523
14	1:34.777	+0.597	13:28:32.300
15	1:36.878	+2.698	13:30:09.178
16	1:42.938	+8.758	13:31:52.116
17	1:40.979	+6.799	13:33:33.095
18	2:34.493	+1:00.313	13:36:07.588
19	1:58.272	+24.092	13:38:05.860
20	2:26.089	+51.909	13:40:31.949

Lap	Lap Tm	Diff	Time of Day
21	2:04.765	+30.585	13:42:36.714
22	1:36.018	+1.838	13:44:12.732
23	1:34.494	+0.314	13:45:47.226
24	1:35.044	+0.864	13:47:22.270
25	1:37.033	+2.853	13:48:59.303
26	1:39.310	+5.130	13:50:38.613
27	1:36.699	+2.519	13:52:15.312
28	1:36.930	+2.750	13:53:52.242
29	1:37.832	+3.652	13:55:30.074
30	1:36.236	+2.056	13:57:06.310
31	1:34.885	+0.705	13:58:41.195
32	1:38.125	+3.945	14:00:19.320
33	2:32.754	+58.574	14:02:52.074
34	1:54.401	+20.221	14:04:46.475
35	1:38.857	+4.677	14:06:25.332

Best Tm: 1:11.419

James Clay

p36	3:05.602	+1:31.422	14:09:30.934
37	1:45.636	+11.456	14:11:16.570
38	1:35.296	+1.116	14:12:51.866
39	1:34.989	+0.809	14:14:26.855
40	1:36.209	+2.029	14:16:03.064
41	1:34.775	+0.595	14:17:37.839
42	1:35.279	+1.099	14:19:13.118
43	1:47.593	+13.413	14:21:00.711
44	1:36.742	+2.562	14:22:37.453
45	1:54.141	+19.961	14:24:31.594
46	1:59.404	+25.224	14:26:30.998
47	1:35.243	+1.063	14:28:06.241
48	1:34.676	+0.496	14:29:40.917
49	1:36.297	+2.117	14:31:17.214
50	1:35.262	+1.082	14:32:52.476
51	1:34.180		14:34:26.656
52	1:45.420	+11.240	14:36:12.076
53	1:35.230	+1.050	14:37:47.306
54	1:35.341	+1.161	14:39:22.647
55	1:35.099	+0.919	14:40:57.746
56	1:34.363	+0.183	14:42:32.109
57	1:36.079	+1.899	14:44:08.188
58	1:34.907	+0.727	14:45:43.095
59	1:36.088	+1.908	14:47:19.183
60	1:36.124	+1.944	14:48:55.307
61	1:34.691	+0.511	14:50:29.998
62	1:35.122	+0.942	14:52:05.120
63	1:36.377	+2.197	14:53:41.497
64	1:35.170	+0.990	14:55:16.667
65	1:35.146	+0.966	14:56:51.813
66	1:35.778	+1.598	14:58:27.591
67	1:36.421	+2.241	15:00:04.012
68	1:34.545	+0.365	15:01:38.557
69	1:34.938	+0.758	15:03:13.495
70	1:35.068	+0.888	15:04:48.563
71	1:35.510	+1.330	15:06:24.073
72	1:34.923	+0.743	15:07:58.996
73	1:35.741	+1.561	15:09:34.737
74	1:34.794	+0.614	15:11:09.531
75	1:34.551	+0.371	15:12:44.082
76	1:35.205	+1.025	15:14:19.287
77	1:34.645	+0.465	15:15:53.932
78	1:36.660	+2.480	15:17:30.592

Lap	Lap Tm	Diff	Time of Day
79	1:39.053	+4.873	15:19:09.645
80	2:21.512	+47.332	15:21:31.157
81	2:35.899	+1:01.719	15:24:07.056
82	2:34.847	+1:00.667	15:26:41.903
83	2:19.657	+45.477	15:29:01.560
84	1:34.952	+0.772	15:30:36.512
85	1:39.284	+5.104	15:32:15.796
86	1:39.483	+5.303	15:33:55.279
87	1:34.645	+0.465	15:35:29.924
88	1:34.695	+0.515	15:37:04.619

Best Tm: 1:34.180

(18) Dayton/ Battle

Michael Dayton

1	1:38.915	+4.512	13:07:25.324
2	1:35.922	+1.519	13:09:01.246
3	1:37.009	+2.606	13:10:38.255
4	1:35.986	+1.583	13:12:14.241
5	1:35.453	+1.050	13:13:49.694
6	1:35.505	+1.102	13:15:25.199
7	1:35.443	+1.040	13:17:00.642
8	1:37.694	+3.291	13:18:38.336
9	1:35.787	+1.384	13:20:14.123
10	1:36.913	+2.510	13:21:51.036
11	1:35.656	+1.253	13:23:26.692
12	1:38.158	+3.755	13:25:04.850
13	1:36.864	+2.461	13:26:41.714
14	1:38.418	+4.015	13:28:20.132
15	1:38.060	+3.657	13:29:58.192
16	1:43.643	+9.240	13:31:41.835
17	1:44.083	+9.680	13:33:25.918
18	2:32.561	+58.158	13:35:58.479
19	2:03.835	+29.432	13:38:02.314
20	2:24.438	+50.035	13:40:26.752
21	2:07.278	+32.875	13:42:34.030
22	1:36.055	+1.652	13:44:10.085
23	1:35.779	+1.376	13:45:45.864
24	1:35.509	+1.106	13:47:21.373
25	1:35.965	+1.562	13:48:57.338
26	1:41.061	+6.658	13:50:38.399
27	1:36.543	+2.140	13:52:14.942
28	1:37.163	+2.760	13:53:52.105
29	1:37.555	+3.152	13:55:29.660
30	1:35.070	+0.667	13:57:04.730
31	1:35.651	+1.248	13:58:40.381
32	1:37.671	+3.268	14:00:18.052
33	1:58.903	+24.500	14:02:16.955
34	1:38.664	+4.261	14:03:55.619
p35	1:58.000	+23.597	14:05:53.619

Best Tm: 1:35.070

Barry Battle

36	2:31.222	+56.819	14:08:24.841
37	1:59.219	+24.816	14:10:24.060
38	1:34.675	+0.272	14:11:58.735
39	1:36.208	+1.805	14:13:34.943
40	1:34.908	+0.505	14:15:09.851
41	1:37.434	+3.031	14:16:47.285
42	1:36.079	+1.676	14:18:23.364
43	1:44.729	+10.326	14:20:08.093

Timing & Scoring

Race Director

Orbits 4

www.amb-it.com

www.mylaps.com

Licensed to: Grand American Road Racing



PROVISIONAL

Homestead-Miami Race

CTSCC

Homestead-Miami Speedway 2.300 Miles

Grand-Am CTSCC Race

3/6/2010 01:05 PM

Race (2:30:00 Time) started at 13:04:56

Lap	Lap Tm	Diff	Time of Day
44	1:56.080	+21.677	14:22:04.173
45	2:14.683	+40.280	14:24:18.856
46	2:09.900	+35.497	14:26:28.756
47	1:35.658	+1.255	14:28:04.414
48	1:35.943	+1.540	14:29:40.357
49	1:37.163	+2.760	14:31:17.520
50	1:35.261	+0.858	14:32:52.781
51	1:34.558	+0.155	14:34:27.339
52	1:41.083	+6.680	14:36:08.422
53	1:35.137	+0.734	14:37:43.559
54	1:35.198	+0.795	14:39:18.757
55	1:35.862	+1.459	14:40:54.619
56	1:35.145	+0.742	14:42:29.764
57	1:35.469	+1.066	14:44:05.233
58	1:35.460	+1.057	14:45:40.693
59	1:35.169	+0.766	14:47:15.862
60	1:35.354	+0.951	14:48:51.216
61	1:36.322	+1.919	14:50:27.538
62	1:34.880	+0.477	14:52:02.418
63	1:34.912	+0.509	14:53:37.330
64	1:35.919	+1.516	14:55:13.249
65	1:34.945	+0.542	14:56:48.194
66	1:35.664	+1.261	14:58:23.858
67	1:35.507	+1.104	14:59:59.365
68	1:35.644	+1.241	15:01:35.009
69	1:35.287	+0.884	15:03:10.296
70	1:35.194	+0.791	15:04:45.490
71	1:37.616	+3.213	15:06:23.106
72	1:35.180	+0.777	15:07:58.286
73	1:35.308	+0.905	15:09:33.594
74	1:34.843	+0.440	15:11:08.437
75	1:35.437	+1.034	15:12:43.874
76	1:34.980	+0.577	15:14:18.854
77	1:35.068	+0.665	15:15:53.922
78	1:37.364	+2.961	15:17:31.286
79	1:40.536	+6.133	15:19:11.822
80	2:20.848	+46.445	15:21:32.670
81	2:36.407	+1:02.004	15:24:09.077
82	2:34.454	+1:00.051	15:26:43.531
83	2:28.165	+53.762	15:29:11.696
84	1:35.798	+1.395	15:30:47.494
85	1:34.403		15:32:21.897
86	1:35.408	+1.005	15:33:57.305
87	1:34.808	+0.405	15:35:32.113
88	1:35.574	+1.171	15:37:07.687

Best Tm: 1:34.403

(43) Sahlen/ Nonnamaker

Joe Sahlen

1	1:38.391	+4.309	13:07:24.049
2	1:36.724	+2.642	13:09:00.773
3	1:34.329	+0.247	13:10:35.102
4	1:34.980	+0.898	13:12:10.082
5	1:35.905	+1.823	13:13:45.987
6	1:35.270	+1.188	13:15:21.257
7	1:36.379	+2.297	13:16:57.636
8	1:37.526	+3.444	13:18:35.162
9	1:35.846	+1.764	13:20:11.008
10	1:36.265	+2.183	13:21:47.273
11	1:36.570	+2.488	13:23:23.843

Lap	Lap Tm	Diff	Time of Day
12	1:35.675	+1.593	13:24:59.518
13	1:36.287	+2.205	13:26:35.805
14	1:36.931	+2.849	13:28:12.736
15	1:39.580	+5.498	13:29:52.316
16	1:42.159	+8.077	13:31:34.475
17	1:45.249	+11.167	13:33:19.724
18	2:32.873	+58.791	13:35:52.597
19	2:07.462	+33.380	13:38:00.059
20	2:24.048	+49.966	13:40:24.107
21	2:08.100	+34.018	13:42:32.207
22	1:35.625	+1.543	13:44:07.832
23	1:35.078	+0.996	13:45:42.910
24	1:36.101	+2.019	13:47:19.011
25	1:36.072	+1.990	13:48:55.083
26	1:36.986	+2.904	13:50:32.069
27	1:37.035	+2.953	13:52:09.104
28	1:36.352	+2.270	13:53:45.456
29	1:35.928	+1.846	13:55:21.384
30	1:35.666	+1.584	13:56:57.050
31	1:36.273	+2.191	13:58:33.323
32	1:38.379	+4.297	14:00:11.702
33	1:41.043	+6.961	14:01:52.745
34	1:38.140	+4.058	14:03:30.885

Best Tm: 1:34.329

Will Nonnamaker

p35	3:09.570	+1:35.488	14:06:40.455
36	1:48.586	+14.504	14:08:29.041
37	1:53.324	+19.242	14:10:22.365
38	1:36.749	+2.667	14:11:59.114
39	1:36.817	+2.735	14:13:35.931
40	1:34.671	+0.589	14:15:10.602
41	1:35.342	+1.260	14:16:45.944
42	1:37.024	+2.942	14:18:22.968
43	1:43.620	+9.538	14:20:06.588
44	1:56.330	+22.248	14:22:02.918
p45	2:51.373	+1:17.291	14:24:54.291
46	1:44.107	+10.025	14:26:38.398
47	1:34.568	+0.486	14:28:12.966
48	1:34.082		14:29:47.048
49	1:34.385	+0.303	14:31:21.433
50	1:35.064	+0.982	14:32:56.497
51	1:34.446	+0.364	14:34:30.943
52	1:34.748	+0.666	14:36:05.691
53	1:35.071	+0.989	14:37:40.762
54	1:35.171	+1.089	14:39:15.933
55	1:34.843	+0.761	14:40:50.776
56	1:35.604	+1.522	14:42:26.380
57	1:35.196	+1.114	14:44:01.576
58	1:35.155	+1.073	14:45:36.731
59	1:34.883	+0.801	14:47:11.614
60	1:37.380	+3.298	14:48:48.994
61	1:35.730	+1.648	14:50:24.724
62	1:34.797	+0.715	14:51:59.521
63	1:35.045	+0.963	14:53:34.566
64	1:36.875	+2.793	14:55:11.441
65	1:35.611	+1.529	14:56:47.052
66	1:35.340	+1.258	14:58:22.392
67	1:36.926	+2.844	14:59:59.318
68	1:36.018	+1.936	15:01:35.336
69	1:36.363	+2.281	15:03:11.699

Lap	Lap Tm	Diff	Time of Day
70	1:36.341	+2.259	15:04:48.040
71	1:36.303	+2.221	15:06:24.343
72	1:35.638	+1.556	15:07:59.981
73	1:35.459	+1.377	15:09:35.440
74	1:35.338	+1.256	15:11:10.778
75	1:35.552	+1.470	15:12:46.330
76	1:35.763	+1.681	15:14:22.093
77	1:36.766	+2.684	15:15:58.859
78	1:36.100	+2.018	15:17:34.959
79	1:41.611	+7.529	15:19:16.570
80	2:19.036	+44.954	15:21:35.606
81	2:36.572	+1:02.490	15:24:12.178
82	2:34.504	+1:00.422	15:26:46.682
83	2:25.455	+51.373	15:29:12.137
84	1:36.772	+2.690	15:30:48.909
85	1:35.929	+1.847	15:32:24.838
86	1:35.631	+1.549	15:34:00.469
87	1:35.716	+1.634	15:35:36.185
88	1:35.794	+1.712	15:37:11.979

Best Tm: 1:34.082

(76) Tesler-Mabe/ Leroux

Carlos Tesler-Mabe

1	1:40.663	+6.576	13:07:27.005
2	1:36.940	+2.853	13:09:03.945
3	1:36.636	+2.549	13:10:40.581
4	1:36.938	+2.851	13:12:17.519
5	1:37.234	+3.147	13:13:54.753
6	1:37.784	+3.697	13:15:32.537
7	1:37.533	+3.446	13:17:10.070
8	1:38.079	+3.992	13:18:48.149
9	1:35.967	+1.880	13:20:24.116
10	1:37.941	+3.854	13:22:02.057
11	1:37.924	+3.837	13:23:39.981
12	1:36.646	+2.559	13:25:16.627
13	1:36.672	+2.585	13:26:53.299
14	1:38.135	+4.048	13:28:31.434
15	1:36.873	+2.786	13:30:08.307
16	1:42.851	+8.764	13:31:51.158
17	1:41.140	+7.053	13:33:32.298
18	2:34.436	+1:00.349	13:36:06.734
19	1:58.366	+24.279	13:38:05.100
20	2:25.785	+51.698	13:40:30.885
21	2:05.250	+31.163	13:42:36.135
22	1:37.726	+3.639	13:44:13.861
23	1:35.649	+1.562	13:45:49.510
24	1:36.675	+2.588	13:47:26.185
25	1:37.424	+3.337	13:49:03.609
26	1:41.017	+6.930	13:50:44.626
27	1:36.579	+2.492	13:52:21.205
28	1:36.571	+2.484	13:53:57.776
29	1:36.942	+2.855	13:55:34.718
30	1:37.302	+3.215	13:57:12.020
31	1:37.685	+3.598	13:58:49.705
32	1:40.352	+6.265	14:00:30.057
33	2:23.260	+49.173	14:02:53.317
34	1:54.623	+20.536	14:04:47.940
35	1:40.059	+5.972	14:06:27.999
36	1:43.157	+9.070	14:08:11.156
37	2:05.708	+31.621	14:10:16.864

Timing & Scoring

Race Director

Orbits 4

www.amb-it.com

www.mylaps.com

Licensed to: Grand American Road Racing



PROVISIONAL

Homestead-Miami Race

CTSCC

Homestead-Miami Speedway 2.300 Miles

Grand-Am CTSCC Race

3/6/2010 01:05 PM

Race (2:30:00 Time) started at 13:04:56

Lap	Lap Tm	Diff	Time of Day
38	1:35.778	+1.691	14:11:52.642
39	1:36.283	+2.196	14:13:28.925
40	1:36.380	+2.293	14:15:05.305
41	1:36.352	+2.265	14:16:41.657
42	1:39.204	+5.117	14:18:20.861
43	1:44.600	+10.513	14:20:05.461
44	1:55.668	+21.581	14:22:01.129
p45	2:26.777	+52.690	14:24:27.906

Best Tm: 1:35.649

Jose Leroux

46	2:37.858	+1:03.771	14:27:05.764
47	1:35.274	+1.187	14:28:41.038
48	1:35.084	+0.997	14:30:16.122
49	1:34.087		14:31:50.209
50	1:34.150	+0.063	14:33:24.359
51	1:34.385	+0.298	14:34:58.744
52	1:35.830	+1.743	14:36:34.574
53	1:34.733	+0.646	14:38:09.307
54	1:34.181	+0.094	14:39:43.488
55	1:35.650	+1.563	14:41:19.138
56	1:37.186	+3.099	14:42:56.324
57	1:34.864	+0.777	14:44:31.188
58	1:35.462	+1.375	14:46:06.650
59	1:35.160	+1.073	14:47:41.810
60	1:36.575	+2.488	14:49:18.385
61	1:35.942	+1.855	14:50:54.327
62	1:34.791	+0.704	14:52:29.118
63	1:34.718	+0.631	14:54:03.836
64	1:34.429	+0.342	14:55:38.265
65	1:34.559	+0.472	14:57:12.824
66	1:35.204	+1.117	14:58:48.028
67	1:35.083	+0.996	15:00:23.111
68	1:34.495	+0.408	15:01:57.606
69	1:34.259	+0.172	15:03:31.865
70	1:34.693	+0.606	15:05:06.558
71	1:34.570	+0.483	15:06:41.128
72	1:35.861	+1.774	15:08:16.989
73	1:34.809	+0.722	15:09:51.798
74	1:36.112	+2.025	15:11:27.910
75	1:34.950	+0.863	15:13:02.860
76	1:35.330	+1.243	15:14:38.190
77	1:34.623	+0.536	15:16:12.813
78	1:36.017	+1.930	15:17:48.830
79	1:38.139	+4.052	15:19:26.969
80	2:15.653	+41.566	15:21:42.622
81	2:34.775	+1:00.688	15:24:17.397
82	2:34.272	+1:00.185	15:26:51.669
83	2:21.864	+47.777	15:29:13.533
84	1:37.254	+3.167	15:30:50.787
85	1:35.249	+1.162	15:32:26.036
86	1:37.678	+3.591	15:34:03.714
87	1:34.856	+0.769	15:35:38.570
88	1:34.665	+0.578	15:37:13.235

Best Tm: 1:34.087

(77) Liefoghe/ Combs

Gregory Liefoghe

1	1:38.078	+3.557	13:07:23.661
2	1:34.716	+0.195	13:08:58.377

Lap	Lap Tm	Diff	Time of Day
3	1:34.806	+0.285	13:10:33.183
4	1:35.383	+0.862	13:12:08.566
5	1:34.997	+0.476	13:13:43.563
6	1:36.152	+1.631	13:15:19.715
7	1:37.213	+2.692	13:16:56.928
8	1:35.183	+0.662	13:18:32.111
9	1:35.928	+1.407	13:20:08.039
10	1:36.200	+1.679	13:21:44.239
11	1:35.269	+0.748	13:23:19.508
12	1:37.167	+2.646	13:24:56.675
13	1:35.595	+1.074	13:26:32.270
14	1:36.701	+2.180	13:28:08.971
15	1:39.930	+5.409	13:29:48.901
16	1:40.125	+5.604	13:31:29.026
17	1:48.581	+14.060	13:33:17.607
18	2:32.937	+58.416	13:35:50.544
19	2:08.821	+34.300	13:37:59.365
20	2:23.787	+49.266	13:40:23.152
21	2:08.612	+34.091	13:42:31.764
22	1:35.384	+0.863	13:44:07.148
23	1:34.736	+0.215	13:45:41.884
24	1:34.776	+0.255	13:47:16.660
25	1:35.399	+0.878	13:48:52.059
26	1:36.267	+1.746	13:50:28.326
27	1:36.102	+1.581	13:52:04.428
28	1:37.263	+2.742	13:53:41.691
29	1:36.245	+1.724	13:55:17.936
30	1:36.907	+2.386	13:56:54.843
31	1:36.270	+1.749	13:58:31.113
32	1:38.033	+3.512	14:00:09.146
33	1:37.802	+3.281	14:01:46.948
34	1:37.427	+2.906	14:03:24.375
35	2:21.838	+47.317	14:05:46.213
36	2:17.853	+43.332	14:08:04.066
37	2:05.499	+30.978	14:10:09.565
38	1:38.147	+3.626	14:11:47.712
39	1:36.521	+2.000	14:13:24.233
40	1:36.300	+1.779	14:15:00.533
41	1:36.372	+1.851	14:16:36.905
42	1:35.768	+1.247	14:18:12.673
43	1:37.725	+3.204	14:19:50.398
44	2:00.578	+26.057	14:21:50.976
p45	2:28.890	+54.369	14:24:19.866

Best Tm: 1:34.716

Jesse Combs

46	2:27.668	+53.147	14:26:47.534
47	1:34.521		14:28:22.055
48	1:35.644	+1.123	14:29:57.699
49	1:35.465	+0.944	14:31:33.164
50	1:36.034	+1.513	14:33:09.198
51	1:36.578	+2.057	14:34:45.776
52	1:37.049	+2.528	14:36:22.825
53	1:35.797	+1.276	14:37:58.622
54	1:36.668	+2.147	14:39:35.290
55	1:36.321	+1.800	14:41:11.611
56	1:38.938	+4.417	14:42:50.549
57	1:37.292	+2.771	14:44:27.841
58	1:36.340	+1.819	14:46:04.181
59	1:36.002	+1.481	14:47:40.183
60	1:38.097	+3.576	14:49:18.280

Lap	Lap Tm	Diff	Time of Day
61	1:37.952	+3.431	14:50:56.232
62	1:35.989	+1.468	14:52:32.221
63	1:36.015	+1.494	14:54:08.236
64	1:36.176	+1.655	14:55:44.412
65	1:37.003	+2.482	14:57:21.415
66	1:36.597	+2.076	14:58:58.012
67	1:36.120	+1.599	15:00:34.132
68	1:35.858	+1.337	15:02:09.990
69	1:36.259	+1.738	15:03:46.249
70	1:36.436	+1.915	15:05:22.685
71	1:36.462	+1.941	15:06:59.147
72	1:36.357	+1.836	15:08:35.504
73	1:36.262	+1.741	15:10:11.766
74	1:36.118	+1.597	15:11:47.884
75	1:36.269	+1.748	15:13:24.153
76	1:36.304	+1.783	15:15:00.457
77	1:36.136	+1.615	15:16:36.593
78	1:36.955	+2.434	15:18:13.548
79	1:38.283	+3.762	15:19:51.831
80	1:58.313	+23.792	15:21:50.144
81	2:32.556	+58.035	15:24:22.700
82	2:35.203	+1:00.682	15:26:57.903
83	2:16.636	+42.115	15:29:14.539
84	1:36.701	+2.180	15:30:51.240
85	1:36.290	+1.769	15:32:27.530
86	1:38.188	+3.667	15:34:05.718
87	1:36.678	+2.157	15:35:42.396
88	1:34.863	+0.342	15:37:17.259

Best Tm: 1:34.521

(27) Trebing/ Saini

Jason Saini

1	1:38.581	+5.049	13:07:23.614
2	1:34.291	+0.759	13:08:57.905
3	1:33.965	+0.433	13:10:31.870
4	1:35.516	+1.984	13:12:07.386
5	1:34.356	+0.824	13:13:41.742
6	1:34.218	+0.686	13:15:15.960
7	1:35.305	+1.773	13:16:51.265
8	1:34.664	+1.132	13:18:25.929
9	1:35.292	+1.760	13:20:01.221
10	1:34.841	+1.309	13:21:36.062
11	1:35.390	+1.858	13:23:11.452
12	1:35.592	+2.060	13:24:47.044
13	1:36.398	+2.866	13:26:23.442
14	1:35.824	+2.292	13:27:59.266
15	1:35.806	+2.274	13:29:35.072
16	1:36.850	+3.318	13:31:11.922
17	1:56.552	+23.020	13:33:08.474
p18	2:33.299	+59.767	13:35:41.773

Best Tm: 1:33.965

Dennis Trebing

19	2:49.465	+1:15.933	13:38:31.238
20	2:12.889	+39.357	13:40:44.127
21	2:04.615	+31.083	13:42:48.742
22	1:36.788	+3.256	13:44:25.530
23	1:37.608	+4.076	13:46:03.138
24	1:37.689	+4.157	13:47:40.827
25	1:38.207	+4.675	13:49:19.034

Timing & Scoring

Race Director

Orbits 4

www.amb-it.com

www.mylaps.com

Licensed to: Grand American Road Racing



PROVISIONAL

Homestead-Miami Race

CTSCC

Homestead-Miami Speedway 2.300 Miles

Grand-Am CTSCC Race

3/6/2010 01:05 PM

Race (2:30:00 Time) started at 13:04:56

Lap	Lap Tm	Diff	Time of Day
26	1:36.710	+3.178	13:50:55.744
27	1:36.447	+2.915	13:52:32.191
28	1:36.342	+2.810	13:54:08.533
29	1:36.328	+2.796	13:55:44.861
30	1:38.487	+4.955	13:57:23.348
31	1:36.606	+3.074	13:58:59.954
32	1:41.532	+8.000	14:00:41.486
33	2:06.990	+33.458	14:02:48.476
34	1:38.759	+5.227	14:04:27.235
35	1:36.445	+2.913	14:06:03.680
36	2:01.827	+28.295	14:08:05.507
37	2:04.474	+30.942	14:10:09.981
38	1:38.862	+5.330	14:11:48.843
39	1:36.802	+3.270	14:13:25.645
40	1:36.392	+2.860	14:15:02.037
41	1:36.742	+3.210	14:16:38.779
42	1:38.471	+4.939	14:18:17.250
43	1:41.758	+8.226	14:19:59.008
44	1:57.231	+23.699	14:21:56.239
p45	2:26.829	+53.297	14:24:23.068

Best Tm: 1:36.328

Jason Saini

46	2:57.891	+1:24.359	14:27:20.959
47	1:33.532		14:28:54.491
48	1:33.814	+0.282	14:30:28.305
49	1:33.684	+0.152	14:32:01.989
50	1:33.927	+0.395	14:33:35.916
51	1:33.848	+0.316	14:35:09.764
52	1:35.503	+1.971	14:36:45.267
53	1:36.371	+2.839	14:38:21.638
54	1:35.676	+2.144	14:39:57.314
55	1:35.325	+1.793	14:41:32.639
56	1:34.335	+0.803	14:43:06.974
57	1:34.968	+1.436	14:44:41.942
58	1:35.937	+2.405	14:46:17.879
59	1:35.291	+1.759	14:47:53.170
60	1:34.960	+1.428	14:49:28.130
61	1:35.625	+2.093	14:51:03.755
62	1:34.903	+1.371	14:52:38.658
63	1:34.348	+0.816	14:54:13.006
64	1:35.533	+2.001	14:55:48.539
65	1:36.390	+2.858	14:57:24.929
66	1:34.117	+0.585	14:58:59.046
67	1:35.515	+1.983	15:00:34.561
68	1:36.468	+2.936	15:02:11.029
69	1:35.922	+2.390	15:03:46.951
70	1:34.901	+1.369	15:05:21.852
71	1:34.960	+1.428	15:06:56.812
72	1:35.477	+1.945	15:08:32.289
73	1:35.729	+2.197	15:10:08.018
74	1:35.555	+2.023	15:11:43.573
75	1:35.345	+1.813	15:13:18.918
76	1:37.865	+4.333	15:14:56.783
77	1:36.084	+2.552	15:16:32.867
78	1:37.928	+4.396	15:18:10.795
79	1:36.340	+2.808	15:19:47.135
80	2:02.139	+28.607	15:21:49.274
81	2:32.664	+59.132	15:24:21.938
82	2:34.726	+1:01.194	15:26:56.664
83	2:17.515	+43.983	15:29:14.179

Lap	Lap Tm	Diff	Time of Day
84	1:36.896	+3.364	15:30:51.075
85	1:35.227	+1.695	15:32:26.302
86	1:39.381	+5.849	15:34:05.683
87	1:48.567	+15.035	15:35:54.250
88	2:15.152	+41.620	15:38:09.402

Best Tm: 1:33.532

(26) O'Doski/ Carbonell

Rhett O'Doski			
1	1:40.379	+6.604	13:07:26.570
2	1:35.930	+2.155	13:09:02.500
3	1:36.854	+3.079	13:10:39.354
4	1:37.142	+3.367	13:12:16.496
5	1:36.298	+2.523	13:13:52.794
6	1:36.150	+2.375	13:15:28.944
7	1:36.953	+3.178	13:17:05.897
8	1:36.569	+2.794	13:18:42.466
9	1:37.462	+3.687	13:20:19.928
10	1:36.849	+3.074	13:21:56.777
11	1:37.192	+3.417	13:23:33.969
12	1:36.801	+3.026	13:25:10.770
13	1:37.327	+3.552	13:26:48.097
14	1:39.669	+5.894	13:28:27.766
15	1:37.723	+3.948	13:30:05.489
16	1:44.364	+10.589	13:31:49.853
17	1:41.861	+8.086	13:33:31.714
18	2:34.012	+1:00.237	13:36:05.726
19	1:58.646	+24.871	13:38:04.372
20	2:25.294	+51.519	13:40:29.666
21	2:05.806	+32.031	13:42:35.472
22	1:45.895	+12.120	13:44:21.367
23	1:36.963	+3.188	13:45:58.330
24	1:38.294	+4.519	13:47:36.624
25	1:36.652	+2.877	13:49:13.276
26	1:39.416	+5.641	13:50:52.692
27	1:36.301	+2.526	13:52:28.993

Best Tm: 1:35.930

p28 Andrew Carbonell

29	2:34.865	+1:01.090	13:56:56.243
30	1:34.069	+0.294	13:58:30.312
31	1:36.220	+2.445	14:00:06.532
32	1:37.347	+3.572	14:01:43.879
33	1:39.665	+5.890	14:03:23.544
34	2:20.579	+46.804	14:05:44.123
35	2:18.231	+44.456	14:08:02.354
36	2:05.598	+31.823	14:10:07.952
37	1:36.995	+3.220	14:11:44.947
38	1:33.775		14:13:18.722
39	1:34.281	+0.506	14:14:53.003
40	1:35.318	+1.543	14:16:28.321
41	1:35.048	+1.273	14:18:03.369
42	1:38.544	+4.769	14:19:41.913
43	2:05.388	+31.613	14:21:47.301
44	2:21.612	+47.837	14:24:08.913
45	2:16.927	+43.152	14:26:25.840
46	1:34.862	+1.087	14:28:00.702
47	1:33.897	+0.122	14:29:34.599

Lap	Lap Tm	Diff	Time of Day
48	1:34.020	+0.245	14:31:08.619
49	1:33.806	+0.031	14:32:42.425
50	1:34.677	+0.902	14:34:17.102
51	1:35.002	+1.227	14:35:52.104
52	1:35.380	+1.605	14:37:27.484
53	1:34.621	+0.846	14:39:02.105
54	1:34.797	+1.022	14:40:36.902
55	1:34.133	+0.358	14:42:11.035
56	1:34.844	+1.069	14:43:45.879
57	1:35.214	+1.439	14:45:21.093
58	1:34.675	+0.900	14:46:55.768
59	1:34.562	+0.787	14:48:30.330
60	1:34.762	+0.987	14:50:05.092
61	1:34.093	+0.318	14:51:39.185
62	1:34.134	+0.359	14:53:13.319
63	1:36.215	+2.440	14:54:49.534
64	1:34.230	+0.455	14:56:23.764
65	1:34.872	+1.097	14:57:58.636
66	1:34.815	+1.040	14:59:33.451
67	1:35.095	+1.320	15:01:08.546
68	1:34.616	+0.841	15:02:43.162
69	1:35.994	+2.219	15:04:19.156
70	1:36.414	+2.639	15:05:55.570
71	1:35.627	+1.852	15:07:31.197
72	1:34.739	+0.964	15:09:05.936
73	1:36.531	+2.756	15:10:42.467
74	1:34.831	+1.056	15:12:17.298
75	1:35.049	+1.274	15:13:52.347
76	1:36.082	+2.307	15:15:28.429
77	1:36.725	+2.950	15:17:05.154
78	1:40.535	+6.760	15:18:45.689
79	2:33.548	+59.773	15:21:19.237
80	2:37.337	+1:03.562	15:23:56.574
81	2:34.540	+1:00.765	15:26:31.114
82	2:33.263	+59.488	15:29:04.377
83	1:34.709	+0.934	15:30:39.086
84	1:34.092	+0.317	15:32:13.178
85	1:34.632	+0.857	15:33:47.810
86	1:34.159	+0.384	15:35:21.969
87	1:34.554	+0.779	15:36:56.523

Best Tm: 1:33.775

(42) Leroux/ Leroux

Juan Leroux			
1	1:41.042	+6.049	13:07:27.622
2	1:35.850	+0.857	13:09:03.472
3	1:35.774	+0.781	13:10:39.246
4	1:36.109	+1.116	13:12:15.355
5	1:35.601	+0.608	13:13:50.956
6	1:36.190	+1.197	13:15:27.146
7	1:36.850	+1.857	13:17:03.996
8	1:36.159	+1.166	13:18:40.155
9	1:36.421	+1.428	13:20:16.576
10	1:37.064	+2.071	13:21:53.640
11	1:38.510	+3.517	13:23:32.150
12	1:37.961	+2.968	13:25:10.111
13	1:36.630	+1.637	13:26:46.741
14	1:36.724	+1.731	13:28:23.465
15	1:37.358	+2.365	13:30:00.823
16	1:44.430	+9.437	13:31:45.253

Timing & Scoring

Race Director

Orbits 4

www.amb-it.com

www.mylaps.com

Licensed to: Grand American Road Racing



PROVISIONAL

Homestead-Miami Race

CTSCC

Homestead-Miami Speedway 2.300 Miles

Grand-Am CTSCC Race

3/6/2010 01:05 PM

Race (2:30:00 Time) started at 13:04:56

Lap	Lap Tm	Diff	Time of Day
17	1:42.005	+7.012	13:33:27.258
18	2:32.765	+57.772	13:36:00.023
19	2:02.769	+27.776	13:38:02.792
20	2:24.470	+49.477	13:40:27.262
21	2:07.000	+32.000	13:42:34.262
22	1:35.845	+0.852	13:44:10.107
23	1:35.078	+0.085	13:45:45.185
24	1:35.217	+0.224	13:47:20.402
25	1:37.013	+2.020	13:48:57.415
26	1:39.649	+4.656	13:50:37.064
27	1:37.424	+2.431	13:52:14.488
28	1:37.326	+2.333	13:53:51.814
29	1:38.055	+3.062	13:55:29.869
30	1:36.192	+1.199	13:57:06.061
31	1:38.554	+3.561	13:58:44.615
32	1:37.388	+2.395	14:00:22.003
33	2:30.561	+55.568	14:02:52.564
34	1:54.902	+19.909	14:04:47.466
35	1:39.799	+4.806	14:06:27.265
36	1:42.696	+7.703	14:08:09.961
37	2:06.372	+31.379	14:10:16.333
38	1:35.279	+0.286	14:11:51.612
39	1:35.810	+0.817	14:13:27.422
40	1:35.204	+0.211	14:15:02.626
41	1:38.449	+3.456	14:16:41.075
42	1:37.639	+2.646	14:18:18.714
43	1:42.826	+7.833	14:20:01.540
44	1:56.713	+21.720	14:21:58.253
Best Tm: 1:35.078			
p45	2:26.000	+51.007	14:24:24.253
Jorge Leroux			
46	3:10.031	+1:35.038	14:27:34.284
47	1:35.351	+0.358	14:29:09.635
48	1:35.425	+0.432	14:30:45.060
49	1:36.993	+2.000	14:32:22.053
50	1:37.190	+2.197	14:33:59.243
51	1:35.316	+0.323	14:35:34.559
52	1:36.183	+1.190	14:37:10.742
53	1:35.479	+0.486	14:38:46.221
54	1:35.937	+0.944	14:40:22.158
55	1:35.229	+0.236	14:41:57.387
56	1:35.174	+0.181	14:43:32.561
57	1:35.625	+0.632	14:45:08.186
58	1:35.398	+0.405	14:46:43.584
59	1:36.411	+1.418	14:48:19.995
60	1:35.842	+0.849	14:49:55.837
61	1:35.595	+0.602	14:51:31.432
62	1:35.199	+0.206	14:53:06.631
63	1:35.814	+0.821	14:54:42.445
64	1:35.712	+0.719	14:56:18.157
65	1:36.009	+1.016	14:57:54.166
66	1:36.201	+1.208	14:59:30.367
67	1:36.024	+1.031	15:01:06.391
68	1:35.751	+0.758	15:02:42.142
69	1:37.208	+2.215	15:04:19.350
70	1:37.074	+2.081	15:05:56.424
71	1:36.461	+1.468	15:07:32.885
72	1:37.322	+2.329	15:09:10.207
73	1:35.273	+0.280	15:10:45.480

Lap	Lap Tm	Diff	Time of Day
74	1:36.333	+1.340	15:12:21.813
75	1:36.235	+1.242	15:13:58.048
76	1:35.404	+0.411	15:15:33.452
77	1:36.137	+1.144	15:17:09.589
78	1:42.032	+7.039	15:18:51.621
79	2:31.107	+56.114	15:21:22.728
80	2:37.163	+1:02.170	15:23:59.891
81	2:34.301	+59.308	15:26:34.192
82	2:33.763	+58.770	15:29:07.955
83	1:40.148	+5.155	15:30:48.103
84	1:34.993		15:32:23.096
85	1:35.096	+0.103	15:33:58.192
86	1:35.599	+0.606	15:35:33.791
87	1:35.912	+0.919	15:37:09.703
Best Tm: 1:34.993			
(36) Brown/ Olson			
Laura Olson			
1	1:43.619	+7.661	13:07:30.540
2	1:38.299	+2.341	13:09:08.839
3	1:36.267	+0.309	13:10:45.106
4	1:37.786	+1.828	13:12:22.892
5	1:39.281	+3.323	13:14:02.173
6	1:38.877	+2.919	13:15:41.050
7	1:38.885	+2.927	13:17:19.935
8	1:42.812	+6.854	13:19:02.747
9	1:38.211	+2.253	13:20:40.958
10	1:36.860	+0.902	13:22:17.818
11	1:38.979	+3.021	13:23:56.797
12	1:37.117	+1.159	13:25:33.914
13	1:36.405	+0.447	13:27:10.319
14	1:37.300	+1.342	13:28:47.619
15	1:37.843	+1.885	13:30:25.462
16	1:45.114	+9.156	13:32:10.576
17	1:37.616	+1.658	13:33:48.192
18	2:22.738	+46.780	13:36:10.930
19	1:56.689	+20.731	13:38:07.619
20	2:27.288	+51.330	13:40:34.907
21	2:03.313	+27.355	13:42:38.220
22	1:38.567	+2.609	13:44:16.787
23	1:36.983	+1.025	13:45:53.770
24	1:38.632	+2.674	13:47:32.402
25	1:39.913	+3.955	13:49:12.315
26	1:37.690	+1.732	13:50:50.005
27	1:36.336	+0.378	13:52:26.341
28	1:39.215	+3.257	13:54:05.556
29	1:37.715	+1.757	13:55:43.271
30	1:40.085	+4.127	13:57:23.356
31	1:38.480	+2.522	13:59:01.836
32	1:45.930	+9.972	14:00:47.766
33	2:06.623	+30.665	14:02:54.389
34	1:54.289	+18.331	14:04:48.678
35	1:41.434	+5.476	14:06:30.112
Best Tm: 1:36.267			
Chris Brown			
p36	3:02.711	+1:26.753	14:09:32.823
37	1:49.964	+14.006	14:11:22.787
38	1:36.943	+0.985	14:12:59.730
39	1:38.199	+2.241	14:14:37.929

Lap	Lap Tm	Diff	Time of Day
40	1:41.834	+5.876	14:16:19.763
41	1:37.110	+1.152	14:17:56.873
42	1:37.794	+1.836	14:19:34.667
43	1:50.098	+14.140	14:21:24.765
44	1:37.790	+1.832	14:23:02.555
p45	2:25.025	+49.067	14:25:27.580
46	1:48.311	+12.353	14:27:15.891
47	1:36.399	+0.441	14:28:52.290
48	1:36.512	+0.554	14:30:28.802
49	1:35.958		14:32:04.760
50	1:36.274	+0.316	14:33:41.034
51	1:37.098	+1.140	14:35:18.132
52	1:37.314	+1.356	14:36:55.446
53	1:38.348	+2.390	14:38:33.794
54	1:37.330	+1.372	14:40:11.124
55	1:36.809	+0.851	14:41:47.933
56	1:36.712	+0.754	14:43:24.645
57	1:36.176	+0.218	14:45:00.821
58	1:38.181	+2.223	14:46:39.002
59	1:36.441	+0.483	14:48:15.443
60	1:38.261	+2.303	14:49:53.704
61	1:36.685	+0.727	14:51:30.389
62	1:36.221	+0.263	14:53:06.610
63	1:37.278	+1.320	14:54:43.888
64	1:38.867	+2.909	14:56:22.755
65	1:37.561	+1.603	14:58:00.316
66	1:36.662	+0.704	14:59:36.978
67	1:37.675	+1.717	15:01:14.653
68	1:37.139	+1.181	15:02:51.792
69	1:37.639	+1.681	15:04:29.431
70	1:36.406	+0.448	15:06:05.837
71	1:37.420	+1.462	15:07:43.257
72	1:39.513	+3.555	15:09:22.770
73	1:37.711	+1.753	15:11:00.481
74	1:37.414	+1.456	15:12:37.895
75	1:38.131	+2.173	15:14:16.026
76	1:37.347	+1.389	15:15:53.373
77	1:37.614	+1.656	15:17:30.987
78	1:40.222	+4.264	15:19:11.209
79	2:20.892	+44.934	15:21:32.101
80	2:36.419	+1:00.461	15:24:08.520
81	2:34.326	+58.368	15:26:42.846
82	2:28.166	+52.208	15:29:11.012
83	1:39.130	+3.172	15:30:50.142
84	1:36.684	+0.726	15:32:26.826
85	1:38.389	+2.431	15:34:05.215
86	1:37.207	+1.249	15:35:42.422
87	1:37.037	+1.079	15:37:19.459
Best Tm: 1:35.958			
(69) Harding/ Allen Milarcik			
Dan Harding			
1	1:43.823	+8.579	13:07:32.111
2	1:38.698	+3.454	13:09:10.809
3	1:38.607	+3.363	13:10:49.416
4	1:40.940	+5.696	13:12:30.356
5	1:42.410	+7.166	13:14:12.766
6	1:40.970	+5.726	13:15:53.736
7	1:40.119	+4.875	13:17:33.855
8	1:38.836	+3.592	13:19:12.691

Timing & Scoring

Race Director

Orbits 4

www.amb-it.com

www.mylaps.com

Licensed to: Grand American Road Racing



PROVISIONAL

Homestead-Miami Race

CTSCC

Homestead-Miami Speedway 2.300 Miles

Grand-Am CTSCC Race

3/6/2010 01:05 PM

Race (2:30:00 Time) started at 13:04:56

Lap	Lap Tm	Diff	Time of Day
9	1:38.685	+3.441	13:20:51.376
10	1:39.200	+3.956	13:22:30.576
11	1:37.462	+2.218	13:24:08.038
12	1:38.294	+3.050	13:25:46.332
13	1:37.832	+2.588	13:27:24.164
14	1:41.732	+6.488	13:29:05.896
15	1:54.083	+18.839	13:30:59.979
16	1:47.669	+12.425	13:32:47.648
17	1:39.605	+4.361	13:34:27.253
18	1:58.541	+23.297	13:36:25.794
19	1:50.492	+15.248	13:38:16.286
20	2:24.045	+48.801	13:40:40.331
21	2:03.744	+28.500	13:42:44.075
22	1:39.321	+4.077	13:44:23.396
23	1:39.385	+4.141	13:46:02.781
24	1:38.219	+2.975	13:47:41.000
25	1:39.339	+4.095	13:49:20.339
26	1:37.703	+2.459	13:50:58.042
27	1:39.053	+3.809	13:52:37.095
28	1:38.835	+3.591	13:54:15.930
29	1:39.610	+4.366	13:55:55.540
30	1:38.954	+3.710	13:57:34.494
31	2:00.774	+25.530	13:59:35.268
32	1:39.090	+3.846	14:01:14.358
33	1:46.202	+10.958	14:03:00.560
34	1:49.930	+14.686	14:04:50.490
35	1:41.059	+5.815	14:06:31.549
36	1:40.438	+5.194	14:08:11.987
37	2:05.424	+30.180	14:10:17.411
38	1:37.534	+2.290	14:11:54.945
39	1:42.920	+7.676	14:13:37.861
40	1:37.908	+2.664	14:15:15.773
41	1:38.139	+2.895	14:16:53.912
42	1:37.961	+2.717	14:18:31.873
43	1:41.262	+6.018	14:20:13.135
44	1:55.551	+20.307	14:22:08.686
p45	2:23.198	+47.954	14:24:31.884
Best Tm: 1:37.462			
M Allen Milarcik			
46	3:09.405	+1:34.161	14:27:41.289
47	1:41.404	+6.160	14:29:22.693
48	1:38.550	+3.306	14:31:01.243
49	1:37.345	+2.101	14:32:38.588
50	1:36.278	+1.034	14:34:14.866
51	1:36.736	+1.492	14:35:51.602
52	1:39.842	+4.598	14:37:31.444
53	1:36.286	+1.042	14:39:07.730
54	1:37.439	+2.195	14:40:45.169
55	1:35.815	+0.571	14:42:20.984
56	1:37.037	+1.793	14:43:58.021
57	1:36.095	+0.851	14:45:34.116
58	1:36.427	+1.183	14:47:10.543
59	1:37.299	+2.055	14:48:47.842
60	1:37.278	+2.034	14:50:25.120
61	1:35.601	+0.357	14:52:00.721
62	1:35.598	+0.354	14:53:36.319
63	1:38.492	+3.248	14:55:14.811
64	1:36.279	+1.035	14:56:51.090
65	1:36.897	+1.653	14:58:27.987
66	1:36.803	+1.559	15:00:04.790

Lap	Lap Tm	Diff	Time of Day
67	1:36.423	+1.179	15:01:41.213
68	1:36.222	+0.978	15:03:17.435
69	1:35.244		15:04:52.679
70	1:37.371	+2.127	15:06:30.050
71	1:36.459	+1.215	15:08:06.509
72	1:35.985	+0.741	15:09:42.494
73	1:37.332	+2.088	15:11:19.826
74	1:36.736	+1.492	15:12:56.562
75	1:36.489	+1.245	15:14:33.051
76	1:37.579	+2.335	15:16:10.630
77	1:37.678	+2.434	15:17:48.308
78	1:38.066	+2.822	15:19:26.374
79	2:15.280	+40.036	15:21:41.654
80	2:34.949	+59.705	15:24:16.603
81	2:34.081	+58.837	15:26:50.684
82	2:22.641	+47.397	15:29:13.325
83	1:38.090	+2.846	15:30:51.415
84	1:36.746	+1.502	15:32:28.161
85	1:38.932	+3.688	15:34:07.093
86	1:37.782	+2.538	15:35:44.875
87	1:35.670	+0.426	15:37:20.545
Best Tm: 1:35.244			
(12) Burrows/ Hopwood			
Adam Burrows			
1	1:43.247	+7.514	13:07:31.879
2	1:37.889	+2.156	13:09:09.768
3	1:37.329	+1.596	13:10:47.097
4	1:36.576	+0.843	13:12:23.673
5	1:38.261	+2.528	13:14:01.934
6	1:47.804	+12.071	13:15:49.738
7	1:37.602	+1.869	13:17:27.340
8	1:38.205	+2.472	13:19:05.545
9	1:37.459	+1.726	13:20:43.004
10	1:37.750	+2.017	13:22:20.754
11	1:36.194	+0.461	13:23:56.948
12	1:37.144	+1.411	13:25:34.092
13	1:37.203	+1.470	13:27:11.295
14	1:37.390	+1.657	13:28:48.685
15	1:38.347	+2.614	13:30:27.032
16	1:47.487	+11.754	13:32:14.519
17	1:39.201	+3.468	13:33:53.720
18	2:22.960	+47.227	13:36:16.680
19	1:55.413	+19.680	13:38:12.093
20	2:23.964	+48.231	13:40:36.057
21	2:02.492	+26.759	13:42:38.549
22	1:38.398	+2.665	13:44:16.947
23	1:37.994	+2.261	13:45:54.941
24	1:38.171	+2.438	13:47:33.112
25	1:39.306	+3.573	13:49:12.418
26	1:37.802	+2.069	13:50:50.220
27	1:36.130	+0.397	13:52:26.350
28	1:37.628	+1.895	13:54:03.978
29	1:37.824	+2.091	13:55:41.802
30	1:37.860	+2.127	13:57:19.662
31	1:38.984	+3.251	13:58:58.646
32	1:41.324	+5.591	14:00:39.970
33	2:12.637	+36.904	14:02:52.607
p34	2:09.390	+33.657	14:05:01.997
p35	2:09.027	+33.294	14:07:11.024

Lap	Lap Tm	Diff	Time of Day
Best Tm: 1:36.130			
Trevor Hopwood			
36	3:20.251	+1:44.518	14:10:31.275
37	1:38.725	+2.992	14:12:10.000
38	1:36.738	+1.005	14:13:46.738
39	1:36.870	+1.137	14:15:23.608
40	1:36.721	+0.988	14:17:00.329
41	1:37.012	+1.279	14:18:37.341
42	1:37.206	+1.473	14:20:14.547
43	1:55.612	+19.879	14:22:10.159
44	2:13.625	+37.892	14:24:23.784
45	2:06.922	+31.189	14:26:30.706
46	1:40.705	+4.972	14:28:11.411
47	1:37.412	+1.679	14:29:48.823
48	1:36.709	+0.976	14:31:25.532
49	1:35.733		14:33:01.265
50	1:36.344	+0.611	14:34:37.609
51	1:37.753	+2.020	14:36:15.362
52	1:36.876	+1.143	14:37:52.238
53	1:36.726	+0.993	14:39:28.964
54	1:37.215	+1.482	14:41:06.179
55	1:38.736	+3.003	14:42:44.915
56	1:39.508	+3.775	14:44:24.423
57	1:37.388	+1.655	14:46:01.811
58	1:37.801	+2.068	14:47:39.612
59	1:38.013	+2.280	14:49:17.625
60	1:38.185	+2.452	14:50:55.810
61	1:37.521	+1.788	14:52:33.331
62	1:37.667	+1.934	14:54:10.998
63	1:37.348	+1.615	14:55:48.346
64	1:39.010	+3.277	14:57:27.356
65	1:37.678	+1.945	14:59:05.034
66	1:37.956	+2.223	15:00:42.990
67	1:37.306	+1.573	15:02:20.296
68	1:38.267	+2.534	15:03:58.563
69	1:39.283	+3.550	15:05:37.846
70	1:37.996	+2.263	15:07:15.842
71	1:38.165	+2.432	15:08:54.007
72	1:37.309	+1.576	15:10:31.316
73	1:36.938	+1.205	15:12:08.254
74	1:36.882	+1.149	15:13:45.136
75	1:37.249	+1.516	15:15:22.385
76	1:41.990	+6.257	15:17:04.375
77	1:41.936	+6.203	15:18:46.311
78	2:33.536	+57.803	15:21:19.847
79	2:37.409	+1:01.676	15:23:57.256
80	2:34.581	+58.848	15:26:31.837
81	2:33.486	+57.753	15:29:05.323
82	1:37.635	+1.902	15:30:42.958
83	1:37.531	+1.798	15:32:20.489
84	1:37.571	+1.838	15:33:58.060
85	1:36.434	+0.701	15:35:34.494
86	1:36.622	+0.889	15:37:11.116
Best Tm: 1:35.733			
(171) Sweeney/ Halpin			
Mike Halpin			
1	1:10.678	-24.037	13:07:35.897
2	1:35.175	+0.460	13:09:11.072



PROVISIONAL

Homestead-Miami Race

CTSCC

Homestead-Miami Speedway 2.300 Miles

Grand-Am CTSCC Race

3/6/2010 01:05 PM

Race (2:30:00 Time) started at 13:04:56

Lap	Lap Tm	Diff	Time of Day
3	1:37.328	+2.613	13:10:48.400
4	1:35.479	+0.764	13:12:23.879
5	1:37.194	+2.479	13:14:01.073
6	1:36.517	+1.802	13:15:37.590
7	1:35.091	+0.376	13:17:12.681
8	1:37.263	+2.548	13:18:49.944
9	1:35.732	+1.017	13:20:25.676
10	1:36.416	+1.701	13:22:02.092
11	1:35.546	+0.831	13:23:37.638
12	1:36.600	+1.885	13:25:14.238
13	1:34.715		13:26:48.953
14	1:36.508	+1.793	13:28:25.461
15	1:37.844	+3.129	13:30:03.305
16	1:44.462	+9.747	13:31:47.767
17	1:41.105	+6.390	13:33:28.872
18	2:34.413	+59.698	13:36:03.285
19	2:00.412	+25.697	13:38:03.697
20	2:25.103	+50.388	13:40:28.800
21	2:06.065	+31.350	13:42:34.865
22	1:39.825	+5.110	13:44:14.690
23	1:34.919	+0.204	13:45:49.609
24	1:35.054	+0.339	13:47:24.663
25	1:34.805	+0.090	13:48:59.468
26	1:40.752	+6.037	13:50:40.220
27	1:35.478	+0.763	13:52:15.698
28	1:36.683	+1.968	13:53:52.381
29	1:37.453	+2.738	13:55:29.384
30	1:35.167	+0.452	13:57:05.001
31	1:35.563	+0.848	13:58:40.564
32	1:37.954	+3.239	14:00:18.518
33	1:50.916	+16.201	14:02:09.434
34	1:35.934	+1.219	14:03:45.368

Best Tm: 1:10.678

Mike Sweeney

p35	2:49.349	+1:14.634	14:06:34.717
36	1:47.119	+12.404	14:08:21.836
37	1:59.560	+24.845	14:10:21.396
38	1:36.320	+1.605	14:11:57.716
39	1:35.279	+0.564	14:13:32.995
40	1:34.968	+0.253	14:15:07.963
41	1:36.462	+1.747	14:16:44.425
42	1:37.627	+2.912	14:18:22.052
43	1:43.681	+8.966	14:20:05.733
44	1:56.110	+21.395	14:22:01.843
45	2:16.217	+41.502	14:24:18.060
46	2:10.360	+35.645	14:26:28.420
47	1:35.935	+1.220	14:28:04.355
48	1:36.137	+1.422	14:29:40.492
49	1:37.185	+2.470	14:31:17.677
50	1:35.572	+0.857	14:32:53.249
51	1:35.191	+0.476	14:34:28.440
p52	2:02.497	+27.782	14:36:30.937
53	2:55.408	+1:20.693	14:39:26.345
54	1:35.417	+0.702	14:41:01.762
55	1:48.415	+13.700	14:42:50.177
56	1:37.258	+2.543	14:44:27.435
57	1:36.119	+1.404	14:46:03.554
58	1:36.178	+1.463	14:47:39.732
59	1:35.910	+1.195	14:49:15.642
p60	1:58.080	+23.365	14:51:13.722

Lap	Lap Tm	Diff	Time of Day
61	2:46.074	+1:11.359	14:53:59.796
62	1:35.756	+1.041	14:55:35.552
63	1:35.709	+0.994	14:57:11.261
64	1:35.749	+1.034	14:58:47.010
65	1:36.047	+1.332	15:00:23.057
66	1:35.795	+1.080	15:01:58.852
67	1:35.301	+0.586	15:03:34.153
68	1:35.465	+0.750	15:05:09.618
69	1:37.076	+2.361	15:06:46.694
70	1:35.499	+0.784	15:08:22.193
71	1:35.787	+1.072	15:09:57.980
72	1:36.995	+2.280	15:11:34.975
73	1:37.575	+2.860	15:13:12.550
74	1:37.216	+2.501	15:14:49.766
75	1:36.074	+1.359	15:16:25.840
76	1:35.987	+1.272	15:18:01.827
77	1:36.634	+1.919	15:19:38.461
78	2:08.951	+34.236	15:21:47.412
79	2:33.169	+58.454	15:24:20.581
80	2:34.309	+59.594	15:26:54.890
81	2:18.980	+44.265	15:29:13.870
82	1:38.332	+3.617	15:30:52.202
83	1:36.112	+1.397	15:32:28.314
84	1:38.550	+3.835	15:34:06.864
85	1:37.456	+2.741	15:35:44.320
86	1:35.748	+1.033	15:37:20.068

Best Tm: 1:34.968

(50) Lira/ Hart

Mario Hart

1	1:41.647	+6.096	13:07:31.143
2	1:35.879	+0.328	13:09:07.022
3	1:37.076	+1.525	13:10:44.098
4	1:36.166	+0.615	13:12:20.264
5	1:43.533	+7.982	13:14:03.797
6	1:37.441	+1.890	13:15:41.238
7	1:36.650	+1.099	13:17:17.888
8	1:54.896	+19.345	13:19:12.784
9	1:37.047	+1.496	13:20:49.831
10	1:37.151	+1.600	13:22:26.982
11	1:39.413	+3.862	13:24:06.395
12	1:37.634	+2.083	13:25:44.029
13	1:39.581	+4.030	13:27:23.610
14	1:40.695	+5.144	13:29:04.305
15	1:41.684	+6.133	13:30:45.989
16	1:57.123	+21.572	13:32:43.112
17	1:39.247	+3.696	13:34:22.359
18	2:01.690	+26.139	13:36:24.049
19	1:50.670	+15.119	13:38:14.719
20	2:24.668	+49.117	13:40:39.387
21	2:03.689	+28.138	13:42:43.076
22	1:36.044	+0.493	13:44:19.120
23	1:35.921	+0.370	13:45:55.041
24	1:41.201	+5.650	13:47:36.242
25	1:36.544	+0.993	13:49:12.786
26	1:37.591	+2.040	13:50:50.377
27	1:36.839	+1.288	13:52:27.216
28	1:36.852	+1.301	13:54:04.068
29	1:36.772	+1.221	13:55:40.840
30	1:36.259	+0.708	13:57:17.099

Lap	Lap Tm	Diff	Time of Day
31	1:36.072	+0.521	13:58:53.171
32	1:39.460	+3.909	14:00:32.631
33	2:17.069	+41.518	14:02:49.700
34	1:55.144	+19.593	14:04:44.844
35	1:38.356	+2.805	14:06:23.200
36	1:45.205	+9.654	14:08:08.405
37	2:05.245	+29.694	14:10:13.650
38	1:35.982	+0.431	14:11:49.632
39	1:35.551		14:13:25.183
40	1:35.598	+0.047	14:15:00.781
41	1:36.604	+1.053	14:16:37.385
42	1:36.275	+0.724	14:18:13.660
43	1:42.033	+6.482	14:19:55.693
44	1:58.314	+22.763	14:21:54.007
p45	2:27.794	+52.243	14:24:21.801

Best Tm: 1:35.551

Carlos Lira

46	3:45.856	+2:10.305	14:28:07.657
47	1:37.763	+2.212	14:29:45.420
48	1:37.034	+1.483	14:31:22.454
49	1:38.802	+3.251	14:33:01.256
50	1:38.519	+2.968	14:34:39.775
51	1:38.291	+2.740	14:36:18.066
52	1:39.584	+4.033	14:37:57.650
53	1:39.968	+4.417	14:39:37.618
54	1:39.411	+3.860	14:41:17.029
55	1:41.508	+5.957	14:42:58.537
56	1:40.395	+4.844	14:44:38.932
57	1:39.028	+3.477	14:46:17.960
58	1:40.521	+4.970	14:47:58.481
59	1:40.406	+4.855	14:49:38.887
60	1:40.788	+5.237	14:51:19.675
61	1:41.888	+6.337	14:53:01.563
62	1:40.637	+5.086	14:54:42.200
63	1:43.487	+7.936	14:56:25.687
64	1:41.989	+6.438	14:58:07.676
65	1:40.915	+5.364	14:59:48.591
66	1:40.686	+5.135	15:01:29.277
67	1:41.232	+5.681	15:03:10.509
68	1:41.068	+5.517	15:04:51.577
69	1:40.126	+4.575	15:06:31.703
70	1:40.699	+5.148	15:08:12.402
71	1:40.984	+5.433	15:09:53.386
72	1:41.246	+5.695	15:11:34.632
73	1:45.199	+9.648	15:13:19.831
74	1:41.031	+5.480	15:15:00.862
75	1:41.259	+5.708	15:16:42.121
76	1:44.161	+8.610	15:18:26.282
77	1:44.615	+9.064	15:20:10.897
78	1:46.905	+11.354	15:21:57.802
79	2:29.293	+53.742	15:24:27.095
80	2:35.213	+59.662	15:27:02.308
81	2:14.150	+38.599	15:29:16.458
82	1:41.649	+6.098	15:30:58.107
83	1:43.362	+7.811	15:32:41.469
84	1:41.498	+5.947	15:34:22.967
85	1:42.680	+7.129	15:36:05.647
86	1:44.083	+8.532	15:37:49.730

Best Tm: 1:37.034

Timing & Scoring

Race Director

Orbits 4

www.amb-it.com

www.mylaps.com

Licensed to: Grand American Road Racing



PROVISIONAL

Homestead-Miami Race

CTSCC

Homestead-Miami Speedway 2.300 Miles

Grand-Am CTSCC Race

3/6/2010 01:05 PM

Race (2:30:00 Time) started at 13:04:56

Lap	Lap Tm	Diff	Time of Day
(10) Lally/ Jonsson			
Nic Jonsson			
1	1:41.390	+5.146	13:07:28.393
2	1:36.431	+0.187	13:09:04.824
3	1:38.002	+1.758	13:10:42.826
4	1:36.244		13:12:19.070
5	1:37.366	+1.122	13:13:56.436
6	1:36.654	+0.410	13:15:33.090
7	1:38.297	+2.053	13:17:11.387
8	1:39.207	+2.963	13:18:50.594
9	1:39.487	+3.243	13:20:30.081
10	1:38.608	+2.364	13:22:08.689
11	1:38.890	+2.646	13:23:47.579
12	1:37.224	+0.980	13:25:24.803
13	1:37.699	+1.455	13:27:02.502
14	1:37.772	+1.528	13:28:40.274
15	1:39.348	+3.104	13:30:19.622
16	1:53.461	+17.217	13:32:13.083
17	1:38.080	+1.836	13:33:51.163
18	2:17.698	+41.454	13:36:08.861
19	1:57.786	+21.542	13:38:06.647
20	2:27.002	+50.758	13:40:33.649
21	2:03.649	+27.405	13:42:37.298
22	1:38.330	+2.086	13:44:15.628
23	1:36.958	+0.714	13:45:52.586
24	1:38.618	+2.374	13:47:31.204
25	1:37.614	+1.370	13:49:08.818
26	1:38.670	+2.426	13:50:47.488
27	1:38.726	+2.482	13:52:26.214
28	1:37.612	+1.368	13:54:03.826
29	1:37.859	+1.615	13:55:41.685
30	1:37.873	+1.629	13:57:19.558
31	1:38.864	+2.620	13:58:58.422
32	1:39.633	+3.389	14:00:38.055
33	2:14.047	+37.803	14:02:52.102
Best Tm: 1:36.244			
p34	2:07.807	+31.563	14:04:59.909
p35	2:10.334	+34.090	14:07:10.243
Andy Lally			
36	5:11.959	+3:35.715	14:12:22.202
37	1:38.053	+1.809	14:14:00.255
38	1:37.763	+1.519	14:15:38.018
39	1:37.781	+1.537	14:17:15.799
40	1:38.205	+1.961	14:18:54.004
41	1:40.352	+4.108	14:20:34.356
42	1:41.366	+5.122	14:22:15.722
43	2:10.331	+34.087	14:24:26.053
44	2:04.849	+28.605	14:26:30.902
45	1:40.226	+3.982	14:28:11.128
46	1:36.730	+0.486	14:29:47.858
47	1:36.339	+0.095	14:31:24.197
48	1:36.831	+0.587	14:33:01.028
49	1:36.503	+0.259	14:34:37.531
50	1:36.881	+0.637	14:36:14.412
51	1:37.398	+1.154	14:37:51.810
52	1:37.100	+0.856	14:39:28.910
53	1:37.722	+1.478	14:41:06.632
54	1:38.471	+2.227	14:42:45.103

Lap	Lap Tm	Diff	Time of Day
55	1:39.832	+3.588	14:44:24.935
56	1:38.184	+1.940	14:46:03.119
57	1:36.872	+0.628	14:47:39.991
58	1:39.361	+3.117	14:49:19.352
59	1:38.132	+1.888	14:50:57.484
60	1:37.009	+0.765	14:52:34.493
61	1:37.480	+1.236	14:54:11.973
62	1:36.608	+0.364	14:55:48.581
63	1:39.353	+3.109	14:57:27.934
64	1:38.019	+1.775	14:59:05.953
65	1:36.962	+0.718	15:00:42.915
66	1:36.711	+0.467	15:02:19.626
67	1:38.762	+2.518	15:03:58.388
68	1:39.368	+3.124	15:05:37.756
69	1:36.553	+0.309	15:07:14.309
70	1:37.131	+0.887	15:08:51.440
71	1:39.168	+2.924	15:10:30.608
72	1:36.722	+0.478	15:12:07.330
73	1:37.681	+1.437	15:13:45.011
74	1:37.085	+0.841	15:15:22.096
75	1:42.100	+5.856	15:17:04.196
76	1:41.213	+4.969	15:18:45.409
77	2:33.279	+57.035	15:21:18.688
78	2:37.335	+1:01.091	15:23:56.023
79	2:34.712	+58.468	15:26:30.735
80	2:33.357	+57.113	15:29:04.092
81	1:37.957	+1.713	15:30:42.049
82	1:37.688	+1.444	15:32:19.737
83	1:38.252	+2.008	15:33:57.989
84	1:36.380	+0.136	15:35:34.369
85	1:36.984	+0.740	15:37:11.353
Best Tm: 1:36.339			
(28) Mason/ Cameron			
Ray Mason			
1	1:38.653	+2.992	13:07:24.739
2	1:36.313	+0.652	13:09:01.052
3	1:36.794	+1.133	13:10:37.846
4	1:35.919	+0.258	13:12:13.765
5	2:03.751	+28.090	13:14:17.516
6	1:37.442	+1.781	13:15:54.958
7	1:37.984	+2.323	13:17:32.942
8	1:37.650	+1.989	13:19:10.592
9	1:36.160	+0.499	13:20:46.752
10	1:36.195	+0.534	13:22:22.947
11	1:37.123	+1.462	13:24:00.070
12	1:36.009	+0.348	13:25:36.079
13	1:36.302	+0.641	13:27:12.381
14	1:37.047	+1.386	13:28:49.428
15	1:38.670	+3.009	13:30:28.098
16	1:47.360	+11.699	13:32:15.458
17	1:39.697	+4.036	13:33:55.155
18	2:22.771	+47.110	13:36:17.926
19	1:55.349	+19.688	13:38:13.275
20	2:23.747	+48.086	13:40:37.022
21	2:02.729	+27.068	13:42:39.751
22	1:36.069	+0.408	13:44:15.820
23	1:37.044	+1.383	13:45:52.864
24	1:38.488	+2.827	13:47:31.352
25	1:41.364	+5.703	13:49:12.716

Lap	Lap Tm	Diff	Time of Day
26	1:38.755	+3.094	13:50:51.471
27	1:37.163	+1.502	13:52:28.634
28	1:36.148	+0.487	13:54:04.782
29	1:37.141	+1.480	13:55:41.923
30	1:38.115	+2.454	13:57:20.038
31	1:38.918	+3.257	13:58:58.956
32	1:41.820	+6.159	14:00:40.776
33	2:08.732	+33.071	14:02:49.508
p34	2:08.209	+32.548	14:04:57.717
p35	2:08.787	+33.126	14:07:06.504
36	3:23.583	+1:47.922	14:10:30.087
37	1:39.978	+4.317	14:12:10.065
38	1:38.539	+2.878	14:13:48.604
39	1:37.921	+2.260	14:15:26.525
40	1:37.999	+2.338	14:17:04.524
41	1:39.048	+3.387	14:18:43.572
42	1:40.624	+4.963	14:20:24.196
43	1:46.764	+11.103	14:22:10.960
44	2:14.288	+38.627	14:24:25.248
p45	2:17.001	+41.340	14:26:42.249
Best Tm: 1:35.919			
Dane Cameron			
46	2:45.078	+1:09.417	14:29:27.327
47	1:37.212	+1.551	14:31:04.539
48	1:36.493	+0.832	14:32:41.032
49	1:37.883	+2.222	14:34:18.915
50	1:38.627	+2.966	14:35:57.542
51	1:36.971	+1.310	14:37:34.513
52	1:37.271	+1.610	14:39:11.784
53	1:39.921	+4.260	14:40:51.705
54	1:38.123	+2.462	14:42:29.828
55	1:38.886	+3.225	14:44:08.714
p56	1:53.336	+17.675	14:46:02.050
57	2:35.669	+1:00.008	14:48:37.719
58	1:36.420	+0.759	14:50:14.139
59	1:38.203	+2.542	14:51:52.342
60	1:37.239	+1.578	14:53:29.581
61	1:36.858	+1.197	14:55:06.439
62	1:37.172	+1.511	14:56:43.611
63	1:38.037	+2.376	14:58:21.648
64	1:38.303	+2.642	14:59:59.951
65	1:36.776	+1.115	15:01:36.727
66	1:38.209	+2.548	15:03:14.936
67	1:36.118	+0.457	15:04:51.054
68	1:35.896	+0.235	15:06:26.950
69	1:38.036	+2.375	15:08:04.986
70	1:35.899	+0.238	15:09:40.885
71	1:40.157	+4.496	15:11:21.042
72	1:36.408	+0.747	15:12:57.450
73	1:36.092	+0.431	15:14:33.542
74	1:36.983	+1.322	15:16:10.525
75	1:36.877	+1.216	15:17:47.402
76	1:38.334	+2.673	15:19:25.736
77	2:14.970	+39.309	15:21:40.706
78	2:35.255	+59.594	15:24:15.961
79	2:34.085	+58.424	15:26:50.046
80	2:22.950	+47.289	15:29:12.996
81	1:37.759	+2.098	15:30:50.755
82	1:36.877	+1.216	15:32:27.632
83	1:38.553	+2.892	15:34:06.185

Timing & Scoring

Race Director

Orbits 4

www.amb-it.com

www.mylaps.com

Licensed to: Grand American Road Racing



PROVISIONAL

Homestead-Miami Race

CTSCC

Homestead-Miami Speedway 2.300 Miles

Grand-Am CTSCC Race

3/6/2010 01:05 PM

Race (2:30:00 Time) started at 13:04:56

Lap	Lap Tm	Diff	Time of Day
84	1:37.972	+2.311	15:35:44.157
85	1:35.661		15:37:19.818
Best Tm: 1:35.661			
(49) Lettieri/ Corthell			
Jack Corthell			
1	1:43.674	+7.183	13:07:31.380
2	1:37.675	+1.184	13:09:09.055
3	1:37.064	+0.573	13:10:46.119
4	1:38.390	+1.899	13:12:24.509
5	1:40.315	+3.824	13:14:04.824
6	1:38.820	+2.329	13:15:43.644
7	1:38.871	+2.380	13:17:22.515
8	1:40.985	+4.494	13:19:03.500
9	1:38.828	+2.337	13:20:42.328
10	1:38.621	+2.130	13:22:20.949
11	1:37.722	+1.231	13:23:58.671
12	1:37.700	+1.209	13:25:36.371
13	1:38.942	+2.451	13:27:15.313
14	1:38.169	+1.678	13:28:53.482
15	1:41.336	+4.845	13:30:34.818
16	1:48.991	+12.500	13:32:23.809
17	1:41.127	+4.636	13:34:04.936
18	2:15.194	+38.703	13:36:20.130
19	1:53.729	+17.238	13:38:13.859
20	2:24.299	+47.808	13:40:38.158
21	2:03.411	+26.920	13:42:41.569
22	1:38.028	+1.537	13:44:19.597
23	1:37.448	+0.957	13:45:57.045
24	1:39.731	+3.240	13:47:36.776
25	1:50.380	+13.889	13:49:27.156
26	1:38.597	+2.106	13:51:05.753
27	1:39.663	+3.172	13:52:45.416
p28	1:54.814	+18.323	13:54:40.230
29	3:02.157	+1:25.666	13:57:42.387
30	1:38.978	+2.487	13:59:21.365
31	1:41.547	+5.056	14:01:02.912
32	1:59.294	+22.803	14:03:02.206
33	1:48.966	+12.475	14:04:51.172
34	1:40.668	+4.177	14:06:31.840
35	1:40.633	+4.142	14:08:12.473
36	2:05.346	+28.855	14:10:17.819
37	1:37.235	+0.744	14:11:55.054
38	1:38.929	+2.438	14:13:33.983
39	1:38.292	+1.801	14:15:12.275
40	1:37.634	+1.143	14:16:49.909
41	1:40.005	+3.514	14:18:29.914
42	1:42.352	+5.861	14:20:12.266
43	1:55.420	+18.929	14:22:07.686
44	2:15.217	+38.726	14:24:22.903
45	2:07.333	+30.842	14:26:30.236
46	1:37.467	+0.976	14:28:07.703
47	1:36.674	+0.183	14:29:44.377
48	1:36.491		14:31:20.868
49	1:37.575	+1.084	14:32:58.443
50	1:37.790	+1.299	14:34:36.233
51	1:39.267	+2.776	14:36:15.500
52	1:38.355	+1.864	14:37:53.855
53	1:37.382	+0.891	14:39:31.237
54	1:37.805	+1.314	14:41:09.042

Lap	Lap Tm	Diff	Time of Day
55	1:38.196	+1.705	14:42:47.238
56	1:39.031	+2.540	14:44:26.269
57	1:38.943	+2.452	14:46:05.212
p58	1:55.154	+18.663	14:48:00.366
Best Tm: 1:36.491			
59	3:00.985	+1:24.494	14:51:01.351
60	1:40.962	+4.471	14:52:42.313
61	1:49.202	+12.711	14:54:31.515
62	1:40.899	+4.408	14:56:12.414
63	1:44.203	+7.712	14:57:56.617
John Lettieri			
64	1:44.197	+7.706	14:59:40.814
65	1:42.059	+5.568	15:01:22.873
66	2:03.075	+26.584	15:03:25.948
67	1:43.105	+6.614	15:05:09.053
68	1:41.969	+5.478	15:06:51.022
69	1:41.365	+4.874	15:08:32.387
70	1:43.877	+7.386	15:10:16.264
71	1:42.336	+5.845	15:11:58.600
72	1:40.684	+4.193	15:13:39.284
73	1:42.243	+5.752	15:15:21.527
74	1:46.122	+9.631	15:17:07.649
75	1:43.426	+6.935	15:18:51.075
76	2:30.754	+54.263	15:21:21.829
77	2:37.392	+1:00.901	15:23:59.221
78	2:34.106	+57.615	15:26:33.327
79	2:34.567	+58.076	15:29:07.894
80	1:50.347	+13.856	15:30:58.241
81	1:45.973	+9.482	15:32:44.214
82	1:41.667	+5.176	15:34:25.881
83	1:42.185	+5.694	15:36:08.066
84	1:43.641	+7.150	15:37:51.707
Best Tm: 1:40.684			
(13) Plumb/ Bacardi			
Gian Bacardi			
1	1:33.479	+6.100	13:06:31.656
2	1:29.123	+1.744	13:08:00.779
3	1:28.728	+1.349	13:09:29.507
4	1:29.269	+1.890	13:10:58.776
5	1:29.366	+1.987	13:12:28.142
6	1:34.045	+6.666	13:14:02.187
7	1:30.301	+2.922	13:15:32.488
8	1:30.188	+2.809	13:17:02.676
9	1:30.518	+3.139	13:18:33.194
10	1:30.516	+3.137	13:20:03.710
11	1:29.156	+1.777	13:21:32.866
12	1:28.792	+1.413	13:23:01.658
13	1:29.766	+2.387	13:24:31.424
14	1:30.435	+3.056	13:26:01.859
15	1:30.691	+3.312	13:27:32.550
16	1:30.433	+3.054	13:29:02.983
17	1:33.265	+5.886	13:30:36.248
18	2:23.539	+56.160	13:32:59.787
19	2:31.760	+1:04.381	13:35:31.547
p20	2:20.336	+52.957	13:37:51.883
Best Tm: 1:28.728			

Lap	Lap Tm	Diff	Time of Day
Matt Plumb			
21	2:57.404	+1:30.025	13:40:49.287
22	2:00.314	+32.935	13:42:49.601
23	1:28.908	+1.529	13:44:18.509
24	1:28.514	+1.135	13:45:47.023
25	1:28.452	+1.073	13:47:15.475
26	1:27.379		13:48:42.854
27	1:28.519	+1.140	13:50:11.373
28	1:28.178	+0.799	13:51:39.551
29	1:28.168	+0.789	13:53:07.719
30	1:27.800	+0.421	13:54:35.519
31	1:28.092	+0.713	13:56:03.611
32	1:30.357	+2.978	13:57:33.968
33	1:28.420	+1.041	13:59:02.388
34	1:44.221	+16.842	14:00:46.609
p35	2:20.289	+52.910	14:03:06.898
36	2:40.509	+1:13.130	14:05:47.407
37	2:07.283	+39.904	14:07:54.690
38	2:08.949	+41.570	14:10:03.639
39	1:33.805	+6.426	14:11:37.444
40	1:30.479	+3.100	14:13:07.923
41	1:28.877	+1.498	14:14:36.800
42	1:27.772	+0.393	14:16:04.572
43	1:27.800	+0.221	14:17:32.372
44	1:35.416	+8.037	14:19:07.788
p45	2:31.336	+1:03.957	14:21:39.124
46	2:47.691	+1:20.312	14:24:26.815
47	1:50.815	+23.436	14:26:17.630
48	1:31.692	+4.313	14:27:49.322
49	1:28.155	+0.776	14:29:17.477
50	1:29.541	+2.162	14:30:47.018
51	1:28.823	+1.444	14:32:15.841
52	1:28.046	+0.667	14:33:43.887
53	1:27.655	+0.276	14:35:11.542
54	1:28.667	+1.288	14:36:40.209
55	1:28.933	+1.554	14:38:09.142
56	1:28.616	+1.237	14:39:37.758
57	1:28.716	+1.337	14:41:06.474
58	1:29.165	+1.786	14:42:35.639
59	1:29.144	+1.765	14:44:04.783
60	1:28.751	+1.372	14:45:33.534
61	1:28.708	+1.329	14:47:02.242
62	1:29.219	+1.840	14:48:31.461
63	1:29.880	+2.501	14:50:01.341
64	1:29.061	+1.682	14:51:30.402
65	1:29.317	+1.938	14:52:59.719
66	1:28.627	+1.248	14:54:28.346
67	1:31.091	+3.712	14:55:59.437
68	1:29.423	+2.044	14:57:28.860
69	1:29.996	+2.617	14:58:58.856
70	1:29.275	+1.896	15:00:28.131
71	1:28.277	+0.898	15:01:56.408
72	1:29.180	+1.801	15:03:25.588
73	1:29.143	+1.764	15:04:54.731
74	1:29.394	+2.015	15:06:24.125
75	1:29.518	+2.139	15:07:53.643
76	1:29.376	+1.997	15:09:23.019
77	1:29.320	+1.941	15:10:52.339
78	1:29.491	+2.112	15:12:21.830
79	1:30.793	+3.414	15:13:52.623
80	1:30.083	+2.704	15:15:22.706

Timing & Scoring

Orbits 4

Race Director

www.amb-it.com

www.mylaps.com

Licensed to: Grand American Road Racing



PROVISIONAL

Homestead-Miami Race

CTSCC

Homestead-Miami Speedway 2.300 Miles

Grand-Am CTSCC Race

3/6/2010 01:05 PM

Race (2:30:00 Time) started at 13:04:56

Lap	Lap Tm	Diff	Time of Day
p81	2:48.079	+1:20.700	15:18:10.785
Best Tm: 1:27.379			
(96) Auberlen / Dalla Lana			
Paul Dalla Lana			
1	17.140	-1:10.304	13:06:42.360
2	1:30.938	+3.494	13:08:13.298
3	1:30.223	+2.779	13:09:43.521
4	1:29.502	+2.058	13:11:13.023
5	1:30.456	+3.012	13:12:43.479
6	1:31.457	+4.013	13:14:14.936
7	1:32.820	+5.376	13:15:47.756
8	1:33.073	+5.629	13:17:20.829
9	1:31.492	+4.048	13:18:52.321
10	1:32.995	+5.551	13:20:25.316
11	1:32.760	+5.316	13:21:58.076
12	1:33.462	+6.018	13:23:31.538
13	1:32.128	+4.684	13:25:03.666
14	1:32.738	+5.294	13:26:36.404
15	1:32.534	+5.090	13:28:08.938
16	1:31.705	+4.261	13:29:40.643
17	1:41.599	+14.155	13:31:22.242
18	1:50.908	+23.464	13:33:13.150
19	2:32.291	+1:04.847	13:35:45.441
Best Tm: 17.140			
Bill Auberlen			
p20	5:43.368	+4:15.924	13:41:28.809
21	1:38.760	+11.316	13:43:07.569
22	1:27.920	+0.476	13:44:35.489
23	1:27.444		13:46:02.933
24	1:30.515	+3.071	13:47:33.448
25	1:29.858	+2.414	13:49:03.306
26	1:32.987	+5.543	13:50:36.293
27	1:29.680	+2.236	13:52:05.973
p28	2:46.107	+1:18.663	13:54:52.080
29	1:37.960	+10.516	13:56:30.040
30	1:28.931	+1.487	13:57:58.971
31	1:30.490	+3.046	13:59:29.461
32	1:37.166	+9.722	14:01:06.627
33	1:59.315	+31.871	14:03:05.942
34	2:29.831	+1:02.387	14:05:35.773
35	2:13.206	+45.762	14:07:48.979
36	2:12.759	+45.315	14:10:01.738
37	1:32.235	+4.791	14:11:33.973
38	1:28.447	+1.003	14:13:02.420
39	1:28.549	+1.105	14:14:30.969
40	1:28.263	+0.819	14:15:59.232
41	1:28.054	+0.610	14:17:27.286
42	1:32.249	+4.805	14:18:59.535
43	2:33.606	+1:06.162	14:21:33.141
44	2:23.244	+55.800	14:23:56.385
45	2:16.632	+49.188	14:26:13.017
46	1:28.723	+1.279	14:27:41.740
47	1:28.087	+0.643	14:29:09.827
48	1:27.748	+0.304	14:30:37.575
49	1:28.174	+0.730	14:32:05.749
50	1:28.010	+0.566	14:33:33.759
51	1:28.349	+0.905	14:35:02.108
52	1:28.718	+1.274	14:36:30.826

Lap	Lap Tm	Diff	Time of Day
53	1:30.050	+2.606	14:38:00.876
54	1:29.834	+2.390	14:39:30.710
55	1:29.716	+2.272	14:41:00.426
56	1:29.221	+1.777	14:42:29.647
57	1:29.540	+2.096	14:43:59.187
58	1:28.642	+1.198	14:45:27.829
59	1:30.529	+3.085	14:46:58.358
Best Tm: 1:27.444			
Paul Dalla Lana			
p60	3:00.436	+1:32.992	14:49:58.794
61	1:42.088	+14.644	14:51:40.882
62	1:31.566	+4.122	14:53:12.448
63	1:33.295	+5.851	14:54:45.743
64	1:30.242	+2.798	14:56:15.985
65	1:49.405	+21.961	14:58:05.390
p66	4:30.685	+3:03.241	15:02:36.075
p67	3:09.962	+1:42.518	15:05:46.037
68	1:43.318	+15.874	15:07:29.355
69	1:31.927	+4.483	15:09:01.282
70	1:34.472	+7.028	15:10:35.754
71	1:56.738	+29.294	15:12:32.492
72	1:34.134	+6.690	15:14:06.626
73	1:32.750	+5.306	15:15:39.376
74	1:35.072	+7.628	15:17:14.448
75	1:39.804	+12.360	15:18:54.252
76	2:31.310	+1:03.866	15:21:25.562
77	2:36.794	+1:09.350	15:24:02.356
78	2:34.715	+1:07.271	15:26:37.071
p79	2:26.246	+58.802	15:29:03.317
80	1:51.740	+24.296	15:30:55.057
81	1:32.521	+5.077	15:32:27.578
Best Tm: 1:30.242			
(196) Trinkler/ Smalley			
Randall Smalley			
1	1:43.132	+7.870	13:07:31.276
2	1:38.588	+3.326	13:09:09.864
3	1:37.740	+2.478	13:10:47.604
4	1:38.021	+2.759	13:12:25.625
5	1:39.822	+4.560	13:14:05.447
6	1:37.917	+2.655	13:15:43.364
7	1:36.266	+1.004	13:17:19.630
8	1:42.427	+7.165	13:19:02.057
9	1:36.996	+1.734	13:20:39.053
10	1:37.671	+2.409	13:22:16.724
11	1:40.392	+5.130	13:23:57.116
12	1:38.478	+3.216	13:25:35.594
13	1:37.151	+1.889	13:27:12.745
14	1:37.657	+2.395	13:28:50.402
15	1:40.083	+4.821	13:30:30.485
16	1:42.911	+7.649	13:32:13.396
17	1:38.289	+3.027	13:33:51.685
Best Tm: 1:36.266			
p18	3:11.894	+1:36.632	13:37:03.579
Owen Trinkler			
p19	2:48.475	+1:13.213	13:39:52.054
20	1:45.228	+9.966	13:41:37.282

Lap	Lap Tm	Diff	Time of Day
21	1:36.911	+1.649	13:43:14.193
22	1:35.436	+0.174	13:44:49.629
23	1:35.446	+0.184	13:46:25.075
24	1:36.090	+0.828	13:48:01.165
25	1:35.779	+0.517	13:49:36.944
26	1:35.262		13:51:12.206
27	1:36.013	+0.751	13:52:48.219
28	1:37.051	+1.789	13:54:25.270
29	1:36.461	+1.199	13:56:01.731
30	1:40.353	+5.091	13:57:42.084
p31	2:16.987	+41.725	13:59:59.071
32	1:46.070	+10.808	14:01:45.141
33	1:38.502	+3.240	14:03:23.643
34	2:20.910	+45.648	14:05:44.553
35	2:18.474	+43.212	14:08:03.027
36	2:05.475	+30.213	14:10:08.502
37	1:36.935	+1.673	14:11:45.437
38	1:36.081	+0.819	14:13:21.518
39	1:35.299	+0.037	14:14:56.817
40	1:36.754	+1.492	14:16:33.571
41	1:36.156	+0.894	14:18:09.727
42	1:37.998	+2.736	14:19:47.725
43	2:01.529	+26.267	14:21:49.254
44	2:21.905	+46.643	14:24:11.159
45	2:15.282	+40.020	14:26:26.441
46	1:36.139	+0.877	14:28:02.580
47	1:37.110	+1.848	14:29:39.690
48	1:35.347	+0.085	14:31:15.037
49	1:36.049	+0.787	14:32:51.086
50	1:36.687	+1.425	14:34:27.773
51	1:35.977	+0.715	14:36:03.750
52	1:36.527	+1.265	14:37:40.277
53	1:36.546	+1.284	14:39:16.823
54	1:36.003	+0.741	14:40:52.826
55	1:36.855	+1.593	14:42:29.681
56	1:36.494	+1.232	14:44:06.175
57	1:37.005	+1.743	14:45:43.180
58	1:37.677	+2.415	14:47:20.857
59	1:37.312	+2.050	14:48:58.169
p60	2:53.829	+1:18.567	14:51:51.998
p61	5:08.157	+3:32.895	14:57:00.155
p62	3:30.185	+1:54.923	15:00:30.340
p63	3:18.029	+1:42.767	15:03:48.369
p64	8:32.683	+6:57.421	15:12:21.052
65	1:49.436	+14.174	15:14:10.488
66	1:38.562	+3.300	15:15:49.050
67	1:37.791	+2.529	15:17:26.841
68	1:38.694	+3.432	15:19:05.535
69	2:23.679	+48.417	15:21:29.214
70	2:36.328	+1:01.066	15:24:05.542
71	2:34.943	+59.681	15:26:40.485
72	2:29.696	+54.434	15:29:10.181
73	1:39.599	+4.337	15:30:49.780
74	1:36.381	+1.119	15:32:26.161
75	1:37.605	+2.343	15:34:03.766
76	1:37.613	+2.351	15:35:41.379
77	1:37.544	+2.282	15:37:18.923
Best Tm: 1:35.262			
(35) Spaude/ Aquilante			

Timing & Scoring

Orbits 4

Race Director

www.amb-it.com

www.mylaps.com

Licensed to: Grand American Road Racing



PROVISIONAL

Homestead-Miami Race

CTSCC

Homestead-Miami Speedway 2.300 Miles

Grand-Am CTSCC Race

3/6/2010 01:05 PM

Race (2:30:00 Time) started at 13:04:56

Lap	Lap Tm	Diff	Time of Day
Bret Spaude			
1	1:32.492	+3.873	13:06:30.410
2	1:29.026	+0.407	13:07:59.436
3	1:29.808	+1.189	13:09:29.244
4	1:29.562	+0.943	13:10:58.806
5	1:30.919	+2.300	13:12:29.725
6	1:33.472	+4.853	13:14:03.197
7	1:30.354	+1.735	13:15:33.551
8	1:31.578	+2.959	13:17:05.129
9	1:31.058	+2.439	13:18:36.187
10	1:31.809	+3.190	13:20:07.996
11	1:30.116	+1.497	13:21:38.112
12	1:31.711	+3.092	13:23:09.823
13	1:30.428	+1.809	13:24:40.251
14	1:29.910	+1.291	13:26:10.161
15	1:29.758	+1.139	13:27:39.919
16	1:30.089	+1.470	13:29:10.008
17	1:50.817	+22.198	13:31:00.825
18	2:03.141	+34.522	13:33:03.966
19	2:31.980	+1:03.361	13:35:35.946
20	2:13.655	+45.036	13:37:49.601
21	2:15.034	+46.415	13:40:04.635
22	2:16.998	+48.379	13:42:21.633
23	1:31.979	+3.360	13:43:53.612
24	1:30.056	+1.437	13:45:23.668
25	1:29.993	+1.374	13:46:53.661
26	1:29.783	+1.164	13:48:23.444
27	1:29.581	+0.962	13:49:53.025
28	1:30.194	+1.575	13:51:23.219
29	1:30.348	+1.729	13:52:53.567
30	1:30.607	+1.988	13:54:24.174
31	1:29.748	+1.129	13:55:53.922
32	1:30.763	+2.144	13:57:24.685
33	1:31.205	+2.586	13:58:55.890
34	1:43.626	+15.007	14:00:39.516
p35	2:24.443	+55.824	14:03:03.959
Best Tm: 1:29.026			
Andrew Aquilante			
36	3:49.041	+2:20.422	14:06:53.000
37	1:35.549	+6.930	14:08:28.549
38	1:44.902	+16.283	14:10:13.451
39	1:30.528	+1.909	14:11:43.979
40	1:29.196	+0.577	14:13:13.175
41	1:29.832	+1.213	14:14:43.007
p42	1:45.632	+17.013	14:16:28.639
43	1:45.788	+17.169	14:18:14.427
44	1:41.673	+13.054	14:19:56.100
45	1:58.236	+29.617	14:21:54.336
46	2:19.381	+50.762	14:24:13.717
47	2:03.176	+34.557	14:26:16.893
48	1:31.689	+3.070	14:27:48.582
49	1:28.619		14:29:17.201
50	1:29.641	+1.022	14:30:46.842
51	1:28.776	+0.157	14:32:15.618
52	1:29.020	+0.401	14:33:44.638
53	1:29.604	+0.985	14:35:14.242
54	1:30.809	+2.190	14:36:45.051
55	1:31.124	+2.505	14:38:16.175
56	1:30.498	+1.879	14:39:46.673
57	1:29.820	+1.201	14:41:16.493

Lap	Lap Tm	Diff	Time of Day
58	1:29.600	+0.981	14:42:46.093
59	1:30.674	+2.055	14:44:16.767
60	1:29.344	+0.725	14:45:46.111
61	1:29.826	+1.207	14:47:15.937
62	1:30.934	+2.315	14:48:46.871
63	1:29.073	+0.454	14:50:15.944
64	1:30.452	+1.833	14:51:46.396
65	1:30.214	+1.595	14:53:16.610
66	1:30.394	+1.775	14:54:47.004
67	1:31.761	+3.142	14:56:18.765
p68	1:45.027	+16.408	14:58:03.792
69	2:56.336	+1:27.717	15:01:00.128
70	1:31.045	+2.426	15:02:31.173
71	1:30.438	+1.819	15:04:01.611
72	1:32.603	+3.984	15:05:34.214
73	1:30.726	+2.107	15:07:04.940
p74	1:52.078	+23.459	15:08:57.018
Best Tm: 1:28.619			
(32) Kleinubing/ Hacquard			
Taylor Hacquard			
1	1:38.396	+4.772	13:07:23.773
2	1:36.378	+2.754	13:09:00.151
3	1:34.672	+1.048	13:10:34.823
4	1:34.764	+1.140	13:12:09.587
5	1:34.766	+1.142	13:13:44.353
6	1:36.999	+3.375	13:15:21.352
7	1:36.424	+2.800	13:16:57.776
8	1:37.896	+4.272	13:18:35.672
9	1:36.219	+2.595	13:20:11.891
10	1:35.523	+1.899	13:21:47.414
11	1:37.932	+4.308	13:23:25.346
12	1:36.288	+2.664	13:25:01.634
13	1:38.116	+4.492	13:26:39.750
14	1:35.726	+2.102	13:28:15.476
15	1:38.720	+5.096	13:29:54.196
16	1:43.750	+10.126	13:31:37.946
17	1:44.947	+11.323	13:33:22.893
p18	3:04.391	+1:30.767	13:36:27.284
19	1:54.928	+21.304	13:38:22.212
20	2:18.774	+45.150	13:40:40.986
21	2:03.294	+29.670	13:42:44.280
22	1:37.107	+3.483	13:44:21.387
23	1:38.123	+4.499	13:45:59.510
24	1:37.403	+3.779	13:47:36.913
25	1:41.682	+8.058	13:49:18.595
26	1:35.559	+1.935	13:50:54.154
27	1:35.334	+1.710	13:52:29.488
28	1:36.103	+2.479	13:54:05.591
29	1:36.556	+2.932	13:55:42.147
30	1:37.982	+4.358	13:57:20.129
31	1:37.375	+3.751	13:58:57.504
32	1:38.181	+4.557	14:00:35.685
33	2:14.921	+41.297	14:02:50.606
34	1:54.818	+21.194	14:04:45.424
35	1:38.140	+4.516	14:06:23.564
36	1:45.236	+11.612	14:08:08.800
37	2:05.281	+31.657	14:10:14.081
38	1:35.620	+1.996	14:11:49.701
39	1:36.706	+3.082	14:13:26.407

Lap	Lap Tm	Diff	Time of Day
40	1:35.590	+1.966	14:15:01.997
41	1:38.331	+4.707	14:16:40.328
42	1:37.703	+4.079	14:18:18.031
43	1:41.200	+7.576	14:19:59.231
44	1:57.583	+23.959	14:21:56.814
Best Tm: 1:34.672			
Pierre Kleinubing			
p45	3:21.444	+1:47.820	14:25:18.258
46	1:47.613	+13.989	14:27:05.871
47	1:34.097	+0.473	14:28:39.968
48	1:33.641	+0.017	14:30:13.609
49	1:33.980	+0.356	14:31:47.589
50	1:33.624		14:33:21.213
51	1:34.167	+0.543	14:34:55.380
52	1:34.043	+0.419	14:36:29.423
53	1:34.369	+0.745	14:38:03.792
54	1:33.984	+0.360	14:39:37.776
55	1:33.915	+0.291	14:41:11.691
56	1:35.729	+2.105	14:42:47.420
57	1:35.230	+1.606	14:44:22.650
58	1:35.222	+1.598	14:45:57.872
59	1:36.045	+2.421	14:47:33.917
60	1:34.951	+1.327	14:49:08.868
61	1:34.995	+1.371	14:50:43.863
62	1:34.857	+1.233	14:52:18.720
63	1:36.314	+2.690	14:53:55.034
64	1:36.082	+2.458	14:55:31.116
65	1:35.640	+2.016	14:57:06.756
66	1:35.411	+1.787	14:58:42.167
67	1:35.196	+1.572	14:59:17.363
68	1:36.393	+2.769	15:01:53.756
69	1:37.086	+3.462	15:03:30.842
70	1:37.545	+3.921	15:05:08.387
71	1:40.716	+7.092	15:06:49.103
p72	3:15.752	+1:42.128	15:10:04.855
p73	24:37.951	+23:04.327	15:34:42.806
74	1:50.628	+17.004	15:36:33.434
Best Tm: 1:33.624			
(34) Payne/ Kennedy			
Squeak Kennedy			
1	1:41.656	+5.362	13:07:28.686
2	1:37.961	+1.667	13:09:06.647
3	1:36.509	+0.215	13:10:43.156
4	1:37.751	+1.457	13:12:20.907
5	1:38.215	+1.921	13:13:59.122
6	1:39.208	+2.914	13:15:38.330
7	1:38.779	+2.485	13:17:17.109
8	1:39.392	+3.098	13:18:56.501
9	1:37.726	+1.432	13:20:34.227
10	1:38.235	+1.941	13:22:12.462
11	1:38.094	+1.800	13:23:50.556
12	1:37.691	+1.397	13:25:28.247
13	1:37.323	+1.029	13:27:05.570
14	1:36.952	+0.658	13:28:42.522
15	1:40.759	+4.465	13:30:23.281
16	1:45.304	+9.010	13:32:08.585
17	1:38.329	+2.035	13:33:46.914
18	2:23.680	+47.386	13:36:10.594

Timing & Scoring

Race Director

Orbits 4

www.amb-it.com

www.mylaps.com

Licensed to: Grand American Road Racing



PROVISIONAL

Homestead-Miami Race

CTSCC

Homestead-Miami Speedway 2.300 Miles

Grand-Am CTSCC Race

3/6/2010 01:05 PM

Race (2:30:00 Time) started at 13:04:56

Lap	Lap Tm	Diff	Time of Day
19	1:56.654	+20.360	13:38:07.248
20	2:27.068	+50.774	13:40:34.316
21	2:03.302	+27.008	13:42:37.618
22	1:38.119	+1.825	13:44:15.737
23	1:36.957	+0.663	13:45:52.694
24	1:38.831	+2.537	13:47:31.525
25	1:41.465	+5.171	13:49:12.990
26	1:40.028	+3.734	13:50:53.018
27	1:36.466	+0.172	13:52:29.484
28	1:36.930	+0.636	13:54:06.414
29	1:37.050	+0.756	13:55:43.464
30	1:38.470	+2.176	13:57:21.934
31	1:38.911	+2.617	13:59:00.845
32	1:42.883	+6.589	14:00:43.728
33	2:10.267	+33.973	14:02:53.995
34	1:54.505	+18.211	14:04:48.500

Best Tm: 1:36.466

Byron Payne

p35	3:18.220	+1:41.926	14:08:06.720
36	2:23.559	+47.265	14:10:30.279
37	1:37.979	+1.685	14:12:08.258
38	1:36.300	+0.006	14:13:44.558
39	1:36.294		14:15:20.852
40	1:36.803	+0.509	14:16:57.655
41	1:37.532	+1.238	14:18:35.187
42	1:38.409	+2.115	14:20:13.596
43	1:55.761	+19.467	14:22:09.357
p44	2:49.071	+1:12.777	14:24:58.428
45	1:47.752	+11.458	14:26:46.180
46	1:36.480	+0.186	14:28:22.660
47	1:36.305	+0.011	14:29:58.965
48	1:36.983	+0.689	14:31:35.948
49	1:36.838	+0.544	14:33:12.786
50	1:37.253	+0.959	14:34:50.039
51	1:37.926	+1.632	14:36:27.965
52	1:37.935	+1.641	14:38:05.900
53	1:37.616	+1.322	14:39:43.516
54	1:40.667	+4.373	14:41:24.183
55	1:39.333	+3.039	14:43:03.516
56	1:38.206	+1.912	14:44:41.722
57	1:37.855	+1.561	14:46:19.577
58	1:36.988	+0.694	14:47:56.565
59	1:36.995	+0.701	14:49:33.560
60	1:37.179	+0.885	14:51:10.739
61	1:38.520	+2.226	14:52:49.259
62	1:37.859	+1.565	14:54:27.118
63	1:37.957	+1.663	14:56:05.075
64	1:37.118	+0.824	14:57:42.193
65	1:37.340	+1.046	14:59:19.533
66	1:37.190	+0.896	15:00:56.723
67	1:37.702	+1.408	15:02:34.425
68	1:36.544	+0.250	15:04:10.969
69	1:38.076	+1.782	15:05:49.045
70	1:37.405	+1.111	15:07:26.450
71	1:37.292	+0.998	15:09:03.742
p72	3:28.453	+1:52.159	15:12:32.195

Best Tm: 1:36.294

(24) Schultz / Straus

Lap	Lap Tm	Diff	Time of Day
Ari Straus			
1	1:42.905	+9.577	13:07:29.767
2	1:36.984	+3.656	13:09:06.751
3	1:33.925	+0.597	13:10:40.676
4	1:35.403	+2.075	13:12:16.079
5	1:35.399	+2.071	13:13:51.478
6	1:35.833	+2.505	13:15:27.311
7	1:37.245	+3.917	13:17:04.556
8	1:36.499	+3.171	13:18:41.055
9	1:35.849	+2.521	13:20:16.904
10	1:36.841	+3.513	13:21:53.745
11	1:36.804	+3.476	13:23:30.549
12	1:36.263	+2.935	13:25:06.812
13	1:34.932	+1.604	13:26:41.744
14	1:36.875	+3.547	13:28:18.619
15	1:38.835	+5.507	13:29:57.454
16	1:43.574	+10.246	13:31:41.028
17	1:43.812	+10.484	13:33:24.840
18	2:32.356	+59.028	13:35:57.196
19	2:04.190	+30.862	13:38:01.386
20	2:24.465	+51.137	13:40:25.851
21	2:07.303	+33.975	13:42:33.154
22	1:36.299	+2.971	13:44:09.453
23	1:34.663	+1.335	13:45:44.116
24	1:35.816	+2.488	13:47:19.932
25	1:35.821	+2.493	13:48:55.753
26	1:38.224	+4.896	13:50:33.977
27	1:36.279	+2.951	13:52:10.256
28	1:36.333	+3.005	13:53:46.589
29	1:35.743	+2.415	13:55:22.332
30	1:35.234	+1.906	13:56:57.566
31	1:35.984	+2.656	13:58:33.550
32	1:39.185	+5.857	14:00:12.735
33	1:40.687	+7.359	14:01:53.422
34	1:38.652	+5.324	14:03:32.074
p35	2:18.248	+44.920	14:05:50.322

Best Tm: 1:33.925

Sam Schultz

36	2:29.508	+56.180	14:08:19.830
37	2:01.155	+27.827	14:10:20.985
38	1:37.197	+3.869	14:11:58.182
39	1:35.946	+2.618	14:13:34.128
40	1:34.318	+0.990	14:15:08.446
41	1:34.724	+1.396	14:16:43.170
42	1:35.045	+1.717	14:18:18.215
43	1:41.367	+8.039	14:19:59.582
44	1:58.091	+24.763	14:21:57.673
45	2:18.372	+45.044	14:24:16.045
46	2:11.256	+37.928	14:26:27.301
47	1:34.674	+1.346	14:28:01.975
48	1:33.637	+0.309	14:29:35.612
49	1:33.328		14:31:08.940
50	1:33.555	+0.227	14:32:42.495
51	1:34.551	+1.223	14:34:17.046
52	1:34.607	+1.279	14:35:51.653
53	1:34.687	+1.359	14:37:26.340
54	1:34.897	+1.569	14:39:01.237
55	1:35.660	+2.332	14:40:36.897
56	1:34.183	+0.855	14:42:11.080
57	1:34.734	+1.406	14:43:45.814

Lap	Lap Tm	Diff	Time of Day
58	1:34.967	+1.639	14:45:20.781
59	1:34.559	+1.231	14:46:55.340
60	1:33.938	+0.610	14:48:29.278
61	1:34.292	+0.964	14:50:03.570
62	1:34.220	+0.892	14:51:37.790
63	1:34.691	+1.363	14:53:12.481
64	1:34.848	+1.520	14:54:47.329
65	1:34.801	+1.473	14:56:22.130
66	1:35.088	+1.760	14:57:57.218
67	1:35.959	+2.631	14:59:33.177
68	1:48.516	+15.188	15:01:21.693
69	1:44.061	+10.733	15:03:05.754
p70	2:19.849	+46.521	15:05:25.603
p71	3:19.018	+1:45.690	15:08:44.621

Best Tm: 1:33.328

(197) Cattaneo / Mirzayan

Sarah Cattaneo

1	1:36.030	+2.181	13:07:20.580
2	1:33.849		13:08:54.429
3	1:34.133	+0.284	13:10:28.562
4	1:34.961	+1.112	13:12:03.523
5	1:34.658	+0.809	13:13:38.181
6	1:35.597	+1.748	13:15:13.778
7	1:35.717	+1.868	13:16:49.495
8	1:35.445	+1.596	13:18:24.940
9	1:34.318	+0.469	13:19:59.258
10	1:34.679	+0.830	13:21:33.937
11	1:35.138	+1.289	13:23:09.075
12	1:34.926	+1.077	13:24:44.001
13	1:34.742	+0.893	13:26:18.743
14	1:35.404	+1.555	13:27:54.147
15	1:35.506	+1.657	13:29:29.653
16	1:38.008	+4.159	13:31:07.661
17	1:59.996	+26.147	13:33:07.657
18	2:32.570	+58.721	13:35:40.227
19	2:14.076	+40.227	13:37:54.303
20	2:25.223	+51.374	13:40:19.526
21	2:09.346	+35.497	13:42:28.872
22	1:35.922	+2.073	13:44:04.794
23	1:33.897	+0.048	13:45:38.691
24	1:34.519	+0.670	13:47:13.210
25	1:34.956	+1.107	13:48:48.166
26	1:34.623	+0.774	13:50:22.789
27	1:35.206	+1.357	13:51:57.995
28	1:34.869	+1.020	13:53:32.864

Best Tm: 1:33.849

VJ Mirzayan

p29	14:49.137	+13:15.288	14:08:22.001
p30	4:49.298	+3:15.449	14:13:11.299
31	1:45.257	+11.408	14:14:56.556
32	1:34.123	+0.274	14:16:30.679
33	1:36.074	+2.225	14:18:06.753
34	1:39.993	+6.144	14:19:46.746
35	2:01.999	+28.150	14:21:48.745
36	2:21.772	+47.923	14:24:10.517
37	2:15.630	+41.781	14:26:26.147
38	1:34.703	+0.854	14:28:00.850
39	1:35.521	+1.672	14:29:36.371

Timing & Scoring

Race Director

Orbits 4

www.amb-it.com

www.mylaps.com

Licensed to: Grand American Road Racing



PROVISIONAL

Homestead-Miami Race

CTSCC

Homestead-Miami Speedway 2.300 Miles

Grand-Am CTSCC Race

3/6/2010 01:05 PM

Race (2:30:00 Time) started at 13:04:56

Lap	Lap Tm	Diff	Time of Day
40	1:34.681	+0.832	14:31:11.052
41	1:34.251	+0.402	14:32:45.303
42	1:33.935	+0.086	14:34:19.238
43	1:35.359	+1.510	14:35:54.597
44	1:35.999	+2.150	14:37:30.596
45	1:35.101	+1.252	14:39:05.697
46	1:34.241	+0.392	14:40:39.938
47	1:35.628	+1.779	14:42:15.566
48	1:36.575	+2.726	14:43:52.141
49	1:35.295	+1.446	14:45:27.436
50	1:35.270	+1.421	14:47:02.706
51	1:34.196	+0.347	14:48:36.902
52	1:34.625	+0.776	14:50:11.527
53	1:35.353	+1.504	14:51:46.880
54	1:34.964	+1.115	14:53:21.844
55	1:35.267	+1.418	14:54:57.111
56	1:35.587	+1.738	14:56:32.698
57	1:36.301	+2.452	14:58:08.999
58	1:35.861	+2.012	14:59:44.860
59	1:36.683	+2.834	15:01:21.543
60	1:35.093	+1.244	15:02:56.636
61	1:35.201	+1.352	15:04:31.837
62	1:35.549	+1.700	15:06:07.386
63	1:35.708	+1.859	15:07:43.094
64	1:38.219	+4.370	15:09:21.313
65	1:36.938	+3.089	15:10:58.251
66	1:36.905	+3.056	15:12:35.156
67	1:36.303	+2.454	15:14:11.459

Best Tm: 1:33.935

(21) Danyliw/ Holtom

Andrew Danyliw

1	1:38.872	+5.350	13:07:24.764
2	1:36.245	+2.723	13:09:01.009
3	1:37.334	+3.812	13:10:38.343
4	1:36.154	+2.632	13:12:14.497
5	1:35.453	+1.931	13:13:49.950
6	1:35.415	+1.893	13:15:25.365
7	1:35.673	+2.151	13:17:01.038
8	1:36.009	+2.487	13:18:37.047
9	1:36.277	+2.755	13:20:13.324
10	1:35.236	+1.714	13:21:48.560
11	1:37.239	+3.717	13:23:25.799
12	1:34.816	+1.294	13:25:00.615
13	1:37.482	+3.960	13:26:38.097
14	1:36.788	+3.266	13:28:14.885
15	1:38.195	+4.673	13:29:53.080
16	1:42.385	+8.863	13:31:35.465
17	1:45.405	+11.883	13:33:20.870
18	2:32.826	+59.304	13:35:53.696
19	2:06.947	+33.425	13:38:00.643
20	2:24.489	+50.967	13:40:25.132
21	2:07.363	+33.841	13:42:32.495
22	1:35.544	+2.022	13:44:08.039
23	1:36.218	+2.696	13:45:44.257
24	1:35.108	+1.586	13:47:19.365
25	1:35.319	+1.797	13:48:54.684
26	1:53.532	+20.010	13:50:48.216
27	1:36.364	+2.842	13:52:24.580
28	1:34.465	+0.943	13:53:59.045

Lap	Lap Tm	Diff	Time of Day
29	1:35.783	+2.261	13:55:34.828
30	1:35.354	+1.832	13:57:10.182
31	1:35.303	+1.781	13:58:45.485
32	1:37.536	+4.014	14:00:23.021
33	2:24.984	+51.462	14:02:48.005
34	1:35.820	+2.298	14:04:23.825
Best Tm: 1:34.465			
Jamie Holtom			
p35	2:46.836	+1:13.314	14:07:10.661
36	1:45.248	+11.726	14:08:55.909
37	1:35.602	+2.080	14:10:31.511
38	1:35.539	+2.017	14:12:07.050
39	1:33.522		14:13:40.572
40	1:33.825	+0.303	14:15:14.397
41	1:34.138	+0.616	14:16:48.535
42	1:35.477	+1.955	14:18:24.012
43	1:44.393	+10.871	14:20:08.405
44	1:56.651	+23.129	14:22:05.056
45	2:14.734	+41.212	14:24:19.790
46	2:09.253	+35.731	14:26:29.043
47	1:35.236	+1.714	14:28:04.279
48	1:34.277	+0.755	14:29:38.556
49	1:33.859	+0.337	14:31:12.415
50	1:34.931	+1.409	14:32:47.346
51	1:33.680	+0.158	14:34:21.026
52	1:33.739	+0.217	14:35:54.765
53	1:35.239	+1.717	14:37:30.004
54	1:35.426	+1.904	14:39:05.430
55	1:33.771	+0.249	14:40:39.201
56	1:34.402	+0.880	14:42:13.603
57	1:33.672	+0.150	14:43:47.275
58	1:35.631	+2.109	14:45:22.906
59	1:34.294	+0.772	14:46:57.200
60	1:34.331	+0.809	14:48:31.531
61	1:34.282	+0.760	14:50:05.813
62	1:34.463	+0.941	14:51:40.276
63	1:36.864	+3.342	14:53:17.140
64	1:34.309	+0.787	14:54:51.449
65	1:35.088	+1.566	14:56:26.537

Best Tm: 1:33.522

(30) Lamb/ Armengol

Jose Armengol

1	1:42.492	+8.934	13:07:29.115
2	1:38.424	+4.866	13:09:07.539
3	1:36.622	+3.064	13:10:44.161
4	1:38.452	+4.894	13:12:22.613

Best Tm: 1:36.622

Todd Lamb

5	41:36.719	+40:03.161	13:53:59.332
6	1:36.770	+3.212	13:55:36.102
7	1:35.983	+2.425	13:57:12.085
8	1:37.154	+3.596	13:58:49.239
9	1:37.791	+4.233	14:00:27.030
10	2:23.930	+50.372	14:02:50.960
11	1:54.779	+21.221	14:04:45.739
12	1:38.757	+5.199	14:06:24.496
13	1:44.755	+11.197	14:08:09.251

Lap	Lap Tm	Diff	Time of Day
14	2:06.157	+32.599	14:10:15.408
15	1:34.529	+0.971	14:11:49.937
16	1:35.908	+2.350	14:13:25.845
17	1:35.626	+2.068	14:15:01.471
18	1:34.803	+1.245	14:16:36.274
19	1:33.845	+0.287	14:18:10.119
20	1:37.865	+4.307	14:19:47.984
21	2:01.635	+28.077	14:21:49.619
22	2:22.147	+48.589	14:24:11.766
23	2:15.138	+41.580	14:26:26.904
24	1:35.175	+1.617	14:28:02.079
25	1:34.164	+0.606	14:29:36.243
26	1:34.268	+0.710	14:31:10.511
27	1:34.022	+0.464	14:32:44.533
28	1:34.322	+0.764	14:34:18.855
29	1:34.518	+0.960	14:35:53.373
30	1:36.748	+3.190	14:37:30.121
31	1:35.105	+1.547	14:39:05.226
32	1:33.894	+0.336	14:40:39.120
33	1:36.439	+2.881	14:42:15.559
34	1:33.558		14:43:49.117
35	1:35.047	+1.489	14:45:24.164
36	1:33.898	+0.340	14:46:58.062
37	1:34.680	+1.122	14:48:32.742
38	1:33.902	+0.344	14:50:06.644

Best Tm: 1:33.558

Jose Armengol

p39	3:15.360	+1:41.802	14:53:22.004
p40	2:20.070	+46.512	14:55:42.074
41	1:47.383	+13.825	14:57:29.457
42	1:38.009	+4.451	14:59:07.466
43	1:36.099	+2.541	15:00:43.565
44	1:36.314	+2.756	15:02:19.879
45	1:38.141	+4.583	15:03:58.020
46	1:40.263	+6.705	15:05:38.283
47	1:37.072	+3.514	15:07:15.355
48	1:36.087	+2.529	15:08:51.442
49	1:38.630	+5.072	15:10:30.072
50	1:35.263	+1.705	15:12:05.335
51	1:36.182	+2.624	15:13:41.517
52	1:38.056	+4.498	15:15:19.573
53	1:36.793	+3.235	15:16:56.366
54	1:37.050	+3.492	15:18:33.416
55	1:41.869	+8.311	15:20:15.285
56	1:45.984	+12.426	15:22:01.269
57	2:30.221	+56.663	15:24:31.490
58	2:35.770	+1:02.212	15:27:07.260
59	2:09.424	+35.866	15:29:16.684
60	1:38.351	+4.793	15:30:55.035
61	1:36.062	+2.504	15:32:31.097
62	1:36.386	+2.828	15:34:07.483
63	1:38.442	+4.884	15:35:45.925
64	1:35.323	+1.765	15:37:21.248

Best Tm: 1:35.263

(5) Nastasi/ James

Tom Nastasi

1	1:36.225	+6.621	13:06:34.740
2	1:29.651	+0.047	13:08:04.391

Timing & Scoring

Race Director

Orbits 4

www.amb-it.com

www.mylaps.com

Licensed to: Grand American Road Racing



PROVISIONAL

Homestead-Miami Race

CTSCC

Homestead-Miami Speedway 2.300 Miles

Grand-Am CTSCC Race

3/6/2010 01:05 PM

Race (2:30:00 Time) started at 13:04:56

Lap	Lap Tm	Diff	Time of Day
3	1:30.414	+0.810	13:09:34.805
4	1:29.604		13:11:04.409
5	1:30.178	+0.574	13:12:34.587
6	1:32.119	+2.515	13:14:06.706
7	1:34.068	+4.464	13:15:40.774
8	1:30.942	+1.338	13:17:11.716
9	1:32.521	+2.917	13:18:44.237
10	1:32.148	+2.544	13:20:16.385
11	1:31.459	+1.855	13:21:47.844
12	1:33.493	+3.889	13:23:21.337
13	11:36.655	+10:07.051	13:34:57.992
14	1:38.021	+8.417	13:36:36.013
p15	2:48.158	+1:18.554	13:39:24.171
16	1:42.968	+13.364	13:41:07.139
17	1:44.505	+14.901	13:42:51.644
18	1:35.086	+5.482	13:44:26.730
19	1:31.373	+1.769	13:45:58.103
20	1:33.166	+3.562	13:47:31.269
21	1:29.986	+0.382	13:49:01.255
22	1:35.893	+6.289	13:50:37.148
23	1:31.741	+2.137	13:52:08.889
24	1:31.356	+1.752	13:53:40.245
25	1:30.577	+0.973	13:55:10.822
26	1:30.349	+0.745	13:56:41.171
27	1:30.385	+0.781	13:58:11.556
28	1:31.516	+1.912	13:59:43.072
29	1:39.111	+9.507	14:01:22.183
30	1:50.568	+20.964	14:03:12.751
31	2:28.214	+58.610	14:05:40.965
32	2:11.588	+41.984	14:07:52.553
33	2:10.457	+40.853	14:10:03.010
34	1:33.758	+4.154	14:11:36.768
35	1:31.084	+1.480	14:13:07.852
36	1:30.742	+1.138	14:14:38.594
37	1:31.258	+1.654	14:16:09.852
38	1:30.549	+0.945	14:17:40.401
39	1:35.440	+5.836	14:19:15.841
40	2:24.004	+54.400	14:21:39.845
41	2:23.596	+53.992	14:24:03.441
42	2:11.236	+41.632	14:26:14.677
43	1:39.218	+9.614	14:27:53.895
44	1:31.369	+1.765	14:29:25.264
45	1:30.637	+1.033	14:30:55.901
46	1:30.695	+1.091	14:32:26.596
47	1:30.885	+1.281	14:33:57.481
48	1:30.799	+1.195	14:35:28.280
49	1:31.282	+1.678	14:36:59.562
50	1:32.877	+3.273	14:38:32.439
51	1:31.020	+1.416	14:40:03.459
52	1:31.192	+1.588	14:41:34.651
53	1:31.117	+1.513	14:43:05.768
54	1:30.804	+1.200	14:44:36.572
55	1:31.125	+1.521	14:46:07.697
56	1:33.241	+3.637	14:47:40.938
57	1:35.047	+5.443	14:49:15.985
58	1:31.766	+2.162	14:50:47.751
p59	2:47.137	+1:17.533	14:53:34.888
60	1:45.644	+16.040	14:55:20.532
61	1:30.408	+0.804	14:56:50.940
62	1:30.126	+0.522	14:58:21.066
63	1:32.687	+3.083	14:59:53.753

Lap	Lap Tm	Diff	Time of Day
Best Tm: 1:29.604			
(16) Jeannette/ Montecalvo			
Frank Montecalvo			
1	1:29.941	+1.845	13:06:26.594
2	1:28.864	+0.768	13:07:55.458
3	1:29.009	+0.913	13:09:24.467
4	1:28.096		13:10:52.563
5	1:32.221	+4.125	13:12:24.784
6	1:32.656	+4.560	13:13:57.440
7	1:30.030	+1.934	13:15:27.470
8	1:30.305	+2.209	13:16:57.775
9	1:30.976	+2.880	13:18:28.751
10	1:29.539	+1.443	13:19:58.290
11	1:28.852	+0.756	13:21:27.142
12	1:29.288	+1.192	13:22:56.430
13	1:30.337	+2.241	13:24:26.767
14	1:29.129	+1.033	13:25:55.896
15	1:29.389	+1.293	13:27:25.285
16	1:31.140	+3.044	13:28:56.425
17	1:35.742	+7.646	13:30:32.167
18	2:25.878	+57.782	13:32:58.045
19	2:31.166	+1:03.070	13:35:29.211
20	2:15.986	+47.890	13:37:45.197
21	2:16.137	+48.041	13:40:01.334
22	2:18.842	+50.746	13:42:20.176
23	1:29.528	+1.432	13:43:49.704
24	1:28.116	+0.020	13:45:17.820
25	1:28.940	+0.844	13:46:46.760
26	1:29.224	+1.128	13:48:15.984
27	1:28.572	+0.476	13:49:44.556
28	1:29.989	+1.893	13:51:14.545
29	1:29.317	+1.221	13:52:43.862
30	1:29.602	+1.506	13:54:13.464
31	1:30.016	+1.920	13:55:43.480
32	1:33.374	+5.278	13:57:16.854
33	1:29.940	+1.844	13:58:46.794
34	1:36.636	+8.540	14:00:23.430
Best Tm: 1:28.096			
Gunnar Jeannette			
p35	3:30.810	+2:02.714	14:03:54.240
36	1:56.197	+28.101	14:05:50.437
37	2:06.254	+38.158	14:07:56.691
38	2:07.914	+39.818	14:10:04.605
39	1:33.027	+4.931	14:11:37.632
40	1:31.148	+3.052	14:13:08.780
41	1:30.467	+2.371	14:14:39.247
42	1:30.060	+1.964	14:16:09.307
43	1:29.390	+1.294	14:17:38.697
44	1:35.388	+7.292	14:19:14.085
45	2:24.293	+56.197	14:21:38.378
46	2:23.314	+55.218	14:24:01.692
47	2:12.611	+44.515	14:26:14.303
48	1:30.755	+2.659	14:27:45.058
49	1:33.666	+5.570	14:29:18.724
50	1:30.754	+2.658	14:30:49.478
p51	23:13.261	+21:45.165	14:54:02.739
Best Tm: 1:29.390			

Lap	Lap Tm	Diff	Time of Day
(6) Bucknum / Bell			
Matt Bell			
1	1:35.677	+5.986	13:06:33.683
2	1:30.340	+0.649	13:08:04.023
3	1:29.746	+0.055	13:09:33.769
4	1:29.975	+0.284	13:11:03.744
5	1:30.579	+0.888	13:12:34.323
6	1:32.865	+3.174	13:14:07.188
7	1:42.215	+12.524	13:15:49.403
8	1:31.990	+2.299	13:17:21.393
9	1:32.642	+2.951	13:18:54.035
10	1:32.598	+2.907	13:20:26.633
11	1:31.644	+1.953	13:21:58.277
12	1:32.907	+3.216	13:23:31.184
13	1:32.285	+2.594	13:25:03.469
14	1:32.556	+2.865	13:26:36.025
15	1:32.746	+3.055	13:28:08.771
16	1:31.207	+1.516	13:29:39.978
17	1:41.861	+12.170	13:31:21.839
p18	2:57.396	+1:27.705	13:34:19.235
19	2:07.629	+37.938	13:36:26.864
Best Tm: 1:29.746			
Jeff Bucknum			
p20	2:43.178	+1:13.487	13:39:10.042
21	1:41.013	+11.322	13:40:51.055
22	1:58.334	+28.643	13:42:49.389
p23	1:47.210	+17.519	13:44:36.599
24	1:39.158	+9.467	13:46:15.757
25	1:29.691		13:47:45.448
26	1:32.480	+2.789	13:49:17.928
27	1:31.877	+2.186	13:50:49.805
28	1:31.096	+1.405	13:52:20.901
29	1:31.462	+1.771	13:53:52.363
p30	45:26.488	+43:56.797	14:39:18.851
31	1:46.157	+16.466	14:41:05.008
p32	3:46.951	+2:17.260	14:44:51.959
33	1:43.362	+13.671	14:46:35.321
34	1:31.171	+1.480	14:48:06.492
35	1:30.690	+0.999	14:49:37.182
p36	3:28.459	+1:58.768	14:53:05.641
37	1:46.538	+16.847	14:54:52.179
38	1:32.031	+2.340	14:56:24.210
p39	8:07.851	+6:38.160	15:04:32.061
40	1:40.951	+11.260	15:06:13.012
41	1:30.880	+1.189	15:07:43.892
42	1:31.498	+1.807	15:09:15.390
p43	4:11.986	+2:42.295	15:13:27.376
44	1:41.771	+12.080	15:15:09.147
45	1:33.530	+3.839	15:16:42.677
46	1:33.039	+3.348	15:18:15.716
Best Tm: 1:29.691			
(05) McCutchen/ Musser/ Jones			
Davy Jones			
1	21.938	-1:07.989	13:06:47.157
2	1:29.927		13:08:17.084
3	1:31.361	+1.434	13:09:48.445
4	1:30.359	+0.432	13:11:18.804

Timing & Scoring

Orbits 4

Race Director

www.amb-it.com

www.mylaps.com

Licensed to: Grand American Road Racing



PROVISIONAL

Homestead-Miami Race

CTSCC

Homestead-Miami Speedway 2.300 Miles

Grand-Am CTSCC Race

3/6/2010 01:05 PM

Race (2:30:00 Time) started at 13:04:56

Lap	Lap Tm	Diff	Time of Day
5	1:31.013	+1.086	13:12:49.817
6	1:30.514	+0.587	13:14:20.331
7	1:33.207	+3.280	13:15:53.538
8	1:31.005	+1.078	13:17:24.543
9	1:33.939	+4.012	13:18:58.482
10	1:30.883	+0.956	13:20:29.365
11	1:30.700	+0.773	13:22:00.065
12	1:31.611	+1.684	13:23:31.676
13	1:32.923	+2.996	13:25:04.599
14	1:33.276	+3.349	13:26:37.875
15	1:31.957	+2.030	13:28:09.832
16	1:33.262	+3.335	13:29:43.094
17	1:40.005	+10.078	13:31:23.099
18	1:50.642	+20.715	13:33:13.741
19	2:32.913	+1:02.986	13:35:46.654
20	2:08.948	+39.021	13:37:55.602
21	2:11.100	+41.173	13:40:06.702
22	2:15.739	+45.812	13:42:22.441
p23	1:44.072	+14.145	13:44:06.513
24	1:45.140	+15.213	13:45:51.653
25	1:30.929	+1.002	13:47:22.582
26	1:32.271	+2.344	13:48:54.853
27	1:31.106	+1.179	13:50:25.959
28	1:31.661	+1.734	13:51:57.620
29	1:30.888	+0.961	13:53:28.508
30	1:30.504	+0.577	13:54:59.012
31	1:30.657	+0.730	13:56:29.669
32	1:31.126	+1.199	13:58:00.795
33	1:32.083	+2.156	13:59:32.878
34	1:37.764	+7.837	14:01:10.642
35	1:57.271	+27.344	14:03:07.913
36	2:29.125	+59.198	14:05:37.038
37	2:13.141	+43.214	14:07:50.179
38	2:11.981	+42.054	14:10:02.160
39	1:32.879	+2.952	14:11:35.039
40	1:31.972	+2.045	14:13:07.011
41	1:30.750	+0.823	14:14:37.761
42	1:31.151	+1.224	14:16:08.912
p43	2:14.129	+44.202	14:18:23.041
Best Tm: 21.938			

(44) Potter/ Sellers

John Potter			
1	1:37.803	+9.559	13:06:38.978
2	1:30.768	+2.524	13:08:09.746
3	1:29.522	+1.278	13:09:39.268
4	1:31.894	+3.650	13:11:11.162
5	1:29.343	+1.099	13:12:40.505
6	1:32.130	+3.886	13:14:12.635
7	1:31.407	+3.163	13:15:44.042
8	1:31.001	+2.757	13:17:15.043
9	1:31.217	+2.973	13:18:46.260
10	1:30.675	+2.431	13:20:16.935
11	1:31.348	+3.104	13:21:48.283
12	1:33.144	+4.900	13:23:21.427
13	1:31.124	+2.880	13:24:52.551
14	1:31.998	+3.754	13:26:24.549
15	1:33.050	+4.806	13:27:57.599
16	1:31.254	+3.010	13:29:28.853
17	1:36.297	+8.053	13:31:05.150

Lap	Lap Tm	Diff	Time of Day
18	2:01.344	+33.100	13:33:06.494
19	2:32.701	+1:04.457	13:35:39.195
20	2:12.081	+43.837	13:37:51.276
21	2:14.404	+46.160	13:40:05.680
22	2:16.498	+48.254	13:42:22.178
23	1:31.548	+3.304	13:43:53.726
24	1:30.103	+1.859	13:45:23.829
25	1:29.567	+1.323	13:46:53.396
26	1:28.335	+0.091	13:48:21.731
27	1:29.598	+1.354	13:49:51.329
28	1:29.453	+1.209	13:51:20.782
29	1:28.758	+0.514	13:52:49.540
30	1:30.581	+2.337	13:54:20.121
31	1:30.208	+1.964	13:55:50.329
32	1:35.472	+7.228	13:57:25.801
p33	1:49.799	+21.555	13:59:15.600
Best Tm: 1:28.335			
Bryan Sellers			
34	3:40.969	+2:12.725	14:02:56.569
35	2:33.133	+1:04.889	14:05:29.702
36	2:14.274	+46.030	14:07:43.976
37	2:16.139	+47.895	14:10:00.115
38	1:31.309	+3.065	14:11:31.424
39	1:28.244		14:12:59.668
Best Tm: 1:28.244			

(75) Lutz/ Eversley

Zach Lutz			
1	1:34.693	+1.262	13:07:19.124
2	1:33.431		13:08:52.555
3	1:33.734	+0.303	13:10:26.289
4	1:33.856	+0.425	13:12:00.145
5	1:34.503	+1.072	13:13:34.648
6	1:34.553	+1.122	13:15:09.201
7	1:34.112	+0.681	13:16:43.313
8	1:34.115	+0.684	13:18:17.428
9	1:34.370	+0.939	13:19:51.798
10	1:34.436	+1.005	13:21:26.234
11	1:34.367	+0.936	13:23:00.601
12	1:34.688	+1.257	13:24:35.289
13	1:35.013	+1.582	13:26:10.302
14	1:34.775	+1.344	13:27:45.077
15	1:34.946	+1.515	13:29:20.023
16	1:42.748	+9.317	13:31:02.771
17	2:02.476	+29.045	13:33:05.247
18	2:32.203	+58.772	13:35:37.450
19	2:16.350	+42.919	13:37:53.800
20	2:24.339	+50.908	13:40:18.139
21	2:09.317	+35.886	13:42:27.456
22	1:36.060	+2.629	13:44:03.516
23	1:33.701	+0.270	13:45:37.217
24	1:34.158	+0.727	13:47:11.375
25	1:34.663	+1.232	13:48:46.038
26	1:34.146	+0.715	13:50:20.184
27	1:34.523	+1.092	13:51:54.707
28	1:34.505	+1.074	13:53:29.212
29	1:34.709	+1.278	13:55:03.921
30	1:34.552	+1.121	13:56:38.473
31	1:35.385	+1.954	13:58:13.858

Lap	Lap Tm	Diff	Time of Day
32	1:35.058	+1.627	13:59:48.916
33	1:40.727	+7.296	14:01:29.643
34	1:45.375	+11.944	14:03:15.018
p35	2:24.723	+51.292	14:05:39.741
Best Tm: 1:33.431			
Ryan Eversley			
36	2:34.225	+1:00.794	14:08:13.966
37	2:04.249	+30.818	14:10:18.215
Best Tm: 2:04.249			

(9) Plumb/ Carter

Al Carter			
1	1:36.270	+6.403	13:06:35.016
2	1:30.932	+1.065	13:08:05.948
3	1:30.017	+0.150	13:09:35.965
4	1:29.867		13:11:05.832
5	1:30.455	+0.588	13:12:36.287
6	1:32.237	+2.370	13:14:08.524
7	1:32.936	+3.069	13:15:41.460
8	1:32.356	+2.489	13:17:13.816
9	1:31.898	+2.031	13:18:45.714
10	1:31.550	+1.683	13:20:17.264
11	1:31.599	+1.732	13:21:48.863
12	1:33.666	+3.799	13:23:22.529
13	1:33.220	+3.353	13:24:55.749
14	1:32.114	+2.247	13:26:27.863
15	1:32.340	+2.473	13:28:00.203
16	1:32.469	+2.602	13:29:32.672
17	1:37.459	+7.592	13:31:10.131
p18	2:48.238	+1:18.371	13:33:58.369
19	2:23.648	+53.781	13:36:22.017
Best Tm: 1:29.867			

Hugh Plumb

p20	2:49.409	+1:19.542	13:39:11.426
21	1:40.105	+10.238	13:40:51.531
22	1:58.845	+28.978	13:42:50.376
23	1:33.338	+3.471	13:44:23.714
24	1:31.163	+1.296	13:45:54.877
25	1:33.128	+3.261	13:47:28.005
26	1:30.252	+0.385	13:48:58.257
27	1:31.641	+1.774	13:50:29.898
28	1:31.101	+1.234	13:52:00.999
29	1:30.553	+0.686	13:53:31.552
30	1:30.811	+0.944	13:55:02.363
31	1:30.438	+0.571	13:56:32.801
32	1:30.834	+0.967	13:58:03.635
33	1:30.392	+0.525	13:59:34.027
34	1:37.660	+7.793	14:01:11.687
35	1:57.418	+27.551	14:03:09.105
36	2:28.420	+58.553	14:05:37.525
Best Tm: 1:30.252			

(85) Graham/ Grahovec/ Serra

Andre Serra			
1	1:44.109	+7.177	13:07:33.175
2	1:38.678	+1.746	13:09:11.853
3	1:40.844	+3.912	13:10:52.697

Timing & Scoring


Race Director

Orbits 4

www.amb-it.com

www.mylaps.com

Licensed to: Grand American Road Racing



PROVISIONAL

Homestead-Miami Race

CTSCC

Homestead-Miami Speedway 2.300 Miles

Grand-Am CTSCC Race

3/6/2010 01:05 PM

Race (2:30:00 Time) started at 13:04:56

Lap	Lap Tm	Diff	Time of Day
4	1:42.796	+5.864	13:12:35.493
5	1:45.576	+8.644	13:14:21.069
6	1:38.954	+2.022	13:16:00.023
7	1:37.248	+0.316	13:17:37.271
8	1:37.028	+0.096	13:19:14.299
9	1:38.048	+1.116	13:20:52.347
10	1:36.932		13:22:29.279
11	1:37.534	+0.602	13:24:06.813
12	1:38.541	+1.609	13:25:45.354
13	1:38.451	+1.519	13:27:23.805
14	1:41.914	+4.982	13:29:05.719
15	1:53.086	+16.154	13:30:58.805
16	1:51.395	+14.463	13:32:50.200
17	1:42.707	+5.775	13:34:32.907
p18	1:58.406	+21.474	13:36:31.313

Best Tm: 1:36.932

Kayla Graham

19	4:11.874	+2:34.942	13:40:43.187
20	2:04.736	+27.804	13:42:47.923
21	1:41.522	+4.590	13:44:29.445
22	1:39.199	+2.267	13:46:08.644
23	1:37.814	+0.882	13:47:46.458
24	1:40.114	+3.182	13:49:26.572
25	1:38.451	+1.519	13:51:05.023
26	1:39.030	+2.098	13:52:44.053
27	1:41.426	+4.494	13:54:25.479
28	1:38.180	+1.248	13:56:03.659
29	1:48.221	+11.289	13:57:51.880

Best Tm: 1:37.814

(01) Baas/ Orr

Best Tm:

(22) Lepper/ Schmidt

Best Tm:

(84) Grahovec/ Serra/ Graham

Best Tm:

Lap	Lap Tm	Diff	Time of Day
-----	--------	------	-------------

Lap	Lap Tm	Diff	Time of Day
-----	--------	------	-------------

Timing & Scoring

Race Director

Orbits 4

www.amb-it.com

www.mylaps.com

Licensed to: Grand American Road Racing