



PROVISIONAL

New Jersey Motorsports Park

CTSCC

New Jersey Motorsports Park 2.250 Miles

Grand-Am CTSCC Race

7/17/2010 02:45 PM

Race (2:30:00 Time) started at 14:54:51

Lap	Lap Tm	Diff	Time of Day	Lap	Lap Tm	Diff	Time of Day	Lap	Lap Tm	Diff	Time of Day
(61) Johnson / Roush Jr				56	2:32.705	+1:01.125	16:33:51.169	22	2:16.424	+45.029	15:35:44.272
Jack Roush Jr				57	2:51.901	+1:20.321	16:36:43.070	23	1:58.309	+26.914	15:37:42.581
1	1:33.422	+1.842	14:56:24.887	58	2:30.553	+58.973	16:39:13.623	24	1:34.105	+2.710	15:39:16.686
2	1:32.001	+0.421	14:57:56.888	59	2:25.519	+53.939	16:41:39.142	25	1:33.947	+2.552	15:40:50.633
3	1:32.336	+0.756	14:59:29.224	60	2:24.940	+53.360	16:44:04.082	26	1:32.758	+1.363	15:42:23.391
4	2:26.307	+54.727	15:01:55.531	61	2:13.501	+41.921	16:46:17.583	27	1:33.352	+1.957	15:43:56.743
5	2:20.831	+49.251	15:04:16.362	62	1:32.060	+0.480	16:47:49.643	28	1:32.134	+0.739	15:45:28.877
6	2:03.522	+31.942	15:06:19.884	63	1:31.869	+0.289	16:49:21.512	29	1:32.772	+1.377	15:47:01.649
7	1:33.325	+1.745	15:07:53.209	64	1:32.104	+0.524	16:50:53.616	30	1:32.608	+1.213	15:48:34.257
8	1:32.061	+0.481	15:09:25.270	65	1:31.937	+0.357	16:52:25.553	31	1:33.344	+1.949	15:50:07.601
9	1:32.383	+0.803	15:10:57.653	66	1:31.861	+0.281	16:53:57.414	32	1:35.261	+3.866	15:51:42.862
10	1:32.456	+0.876	15:12:30.109	67	1:32.063	+0.483	16:55:29.477	33	1:33.390	+1.995	15:53:16.252
11	1:33.252	+1.672	15:14:03.361	68	1:32.057	+0.477	16:57:01.534	34	1:34.087	+2.692	15:54:50.339
12	1:42.665	+11.085	15:15:46.026	69	1:32.239	+0.659	16:58:33.773	35	1:33.567	+2.172	15:56:23.906
13	2:23.204	+51.624	15:18:09.230	70	1:32.114	+0.534	17:00:05.887	36	1:32.680	+1.285	15:57:56.586
14	2:27.379	+55.799	15:20:36.609	71	1:32.286	+0.706	17:01:38.173	37	1:33.164	+1.769	15:59:29.750
15	2:07.090	+35.510	15:22:43.699	72	1:32.487	+0.907	17:03:10.660	38	1:32.417	+1.022	16:01:02.167
16	1:33.421	+1.841	15:24:17.120	73	1:32.262	+0.682	17:04:42.922	39	1:32.847	+1.452	16:02:35.014
17	1:32.909	+1.329	15:25:50.029	74	1:33.338	+1.758	17:06:16.260	40	1:35.251	+3.856	16:04:10.265
18	1:32.423	+0.843	15:27:22.452	75	1:33.620	+2.040	17:07:49.880	41	1:35.222	+3.827	16:05:45.487
19	1:32.646	+1.066	15:28:55.098	76	1:32.692	+1.112	17:09:22.572	42	1:35.140	+3.745	16:07:20.627
20	1:52.173	+20.593	15:30:47.271	77	1:32.140	+0.560	17:10:54.712	43	1:39.939	+8.544	16:09:00.566
21	2:24.278	+52.698	15:33:11.549	78	1:32.500	+0.920	17:12:27.212	p44	3:03.846	+1:32.451	16:12:04.412
22	2:18.515	+46.935	15:35:30.064	79	1:33.358	+1.778	17:14:00.570	45	1:47.384	+15.989	16:13:51.796
23	2:06.488	+34.908	15:37:36.552	80	1:32.461	+0.881	17:15:33.031	46	2:12.233	+40.838	16:16:04.029
24	1:33.294	+1.714	15:39:09.846	81	1:33.021	+1.441	17:17:06.052	47	2:18.587	+47.192	16:18:22.616
25	1:32.696	+1.116	15:40:42.542	82	1:32.316	+0.736	17:18:38.368	48	2:06.232	+34.837	16:20:28.848
26	1:32.940	+1.360	15:42:15.482	83	1:32.801	+1.221	17:20:11.169	49	1:34.139	+2.744	16:22:02.987
27	1:32.487	+0.907	15:43:47.969	84	1:32.374	+0.794	17:21:43.543	50	1:31.597	+0.202	16:23:34.584
28	1:32.379	+0.799	15:45:20.348	85	1:32.429	+0.849	17:23:15.972	51	1:31.395		16:25:05.979
29	1:32.268	+0.688	15:46:52.616	86	1:32.623	+1.043	17:24:48.595	52	1:31.575	+0.180	16:26:37.554
30	1:32.802	+1.222	15:48:25.418	87	1:34.296	+2.716	17:26:22.891	53	1:31.715	+0.320	16:28:09.269
31	1:33.505	+1.925	15:49:58.923	Best Tm: 1:31.580				54	1:31.762	+0.367	16:29:41.031
32	1:33.033	+1.453	15:51:31.956	(13) Plumb/ Longhi				55	1:39.846	+8.451	16:31:20.877
33	1:32.870	+1.290	15:53:04.826	Nick Longhi				56	2:31.845	+1:00.450	16:33:52.722
34	1:33.158	+1.578	15:54:37.984	1	1:34.059	+2.664	14:56:25.772	57	2:51.857	+1:20.462	16:36:44.579
35	1:32.902	+1.322	15:56:10.886	2	1:32.642	+1.247	14:57:58.414	58	2:30.141	+58.746	16:39:14.720
36	1:33.190	+1.610	15:57:44.076	3	1:32.483	+1.088	14:59:30.897	59	2:25.525	+54.130	16:41:40.245
37	1:33.783	+2.203	15:59:17.859	4	2:26.641	+55.246	15:01:57.538	60	2:25.022	+53.627	16:44:05.267
38	1:33.025	+1.445	16:00:50.884	5	2:21.533	+50.138	15:04:19.071	61	2:12.772	+41.377	16:46:18.039
39	1:33.794	+2.214	16:02:24.678	6	2:01.471	+30.076	15:06:20.542	62	1:32.548	+1.153	16:47:50.587
40	1:33.171	+1.591	16:03:57.849	7	1:33.455	+2.060	15:07:53.997	63	1:31.823	+0.428	16:49:22.410
41	1:35.522	+3.942	16:05:33.371	8	1:32.448	+1.053	15:09:26.445	64	1:31.824	+0.429	16:50:54.234
42	1:35.456	+3.876	16:07:08.827	9	1:32.218	+0.823	15:10:58.663	65	1:31.787	+0.392	16:52:26.021
43	1:35.583	+4.003	16:08:44.410	10	1:32.432	+1.037	15:12:31.095	66	1:31.956	+0.561	16:53:57.977
p44	2:28.122	+56.542	16:11:12.532	11	1:33.611	+2.216	15:14:04.706	67	1:31.985	+0.590	16:55:29.962
Best Tm: 1:32.001				12	1:42.813	+11.418	15:15:47.519	68	1:32.043	+0.648	16:57:02.005
Billy Johnson				Best Tm: 1:32.218				69	1:32.196	+0.801	16:58:34.201
45	2:36.716	+1:05.136	16:13:49.248	Matt Plumb				70	1:32.315	+0.920	17:00:06.516
46	2:14.367	+42.787	16:16:03.615	p13	3:24.959	+1:53.564	15:19:12.478	71	1:32.067	+0.672	17:01:38.583
47	2:18.031	+46.451	16:18:21.646	14	2:01.371	+29.976	15:21:13.849	72	1:32.872	+1.477	17:03:11.455
48	2:06.977	+35.397	16:20:28.623	15	1:52.832	+21.437	15:23:06.681	73	1:32.287	+0.892	17:04:43.742
49	1:32.468	+0.888	16:22:01.091	16	1:34.604	+3.209	15:24:41.285	74	1:33.092	+1.697	17:06:16.834
50	1:31.906	+0.326	16:23:32.997	17	1:33.766	+2.371	15:26:15.051	75	1:34.481	+3.086	17:07:51.315
51	1:31.580		16:25:04.577	18	1:34.247	+2.852	15:27:49.298	76	1:33.515	+2.120	17:09:24.830
52	1:31.611	+0.031	16:26:36.188	19	1:34.950	+3.555	15:29:24.248	77	1:32.165	+0.770	17:10:56.995
53	1:31.598	+0.018	16:28:07.786	20	1:47.188	+15.793	15:31:11.436	78	1:32.307	+0.912	17:12:29.302
54	1:31.931	+0.351	16:29:39.717	21	2:16.412	+45.017	15:33:27.848	79	1:33.310	+1.915	17:14:02.612
55	1:38.747	+7.167	16:31:18.464					80	1:32.409	+1.014	17:15:35.021
								81	1:33.293	+1.898	17:17:08.314
								82	1:32.146	+0.751	17:18:40.460

Timing & Scoring

Race Director

Orbits 4

www.amb-it.com

www.mylaps.com

Licensed to: Grand American Road Racing



PROVISIONAL

New Jersey Motorsports Park

CTSCC

New Jersey Motorsports Park 2.250 Miles

Grand-Am CTSCC Race

7/17/2010 02:45 PM

Race (2:30:00 Time) started at 14:54:51

Lap	Lap Tm	Diff	Time of Day	Lap	Lap Tm	Diff	Time of Day	Lap	Lap Tm	Diff	Time of Day
83	1:32.634	+1.239	17:20:13.094	49	1:35.267	+3.941	16:22:05.168	18	1:33.044	+1.196	15:27:25.397
84	1:32.710	+1.315	17:21:45.804	50	1:32.205	+0.879	16:23:37.373	19	1:33.465	+1.617	15:28:58.862
85	1:32.548	+1.153	17:23:18.352	51	1:31.326		16:25:08.699	20	1:51.798	+19.950	15:30:50.660
86	1:32.786	+1.391	17:24:51.138	52	1:31.921	+0.595	16:26:40.620	21	2:23.258	+51.410	15:33:13.918
87	1:33.137	+1.742	17:26:24.275	53	1:31.841	+0.515	16:28:12.461	22	1:38.545	+46.697	15:35:32.463
Best Tm: 1:31.395				54	1:32.151	+0.825	16:29:44.612	23	2:05.169	+33.321	15:37:37.632
(97) Marsal/ Hand				55	1:40.014	+8.688	16:31:24.626	24	1:34.092	+2.244	15:39:11.724
Michael Marsal				56	2:30.376	+59.050	16:33:55.002	25	1:33.128	+1.280	15:40:44.852
1	1:36.520	+5.194	14:56:29.430	57	2:52.453	+1:21.127	16:36:47.455	26	1:33.617	+1.769	15:42:18.469
2	1:33.127	+1.801	14:58:02.557	58	2:30.490	+59.164	16:39:17.945	27	1:33.308	+1.460	15:43:51.777
3	1:35.070	+3.744	14:59:37.627	59	2:24.441	+53.115	16:41:42.386	28	1:32.828	+0.980	15:45:24.605
4	2:27.343	+56.017	15:02:04.970	60	2:26.335	+55.009	16:44:08.721	29	1:33.358	+1.510	15:46:57.963
5	2:21.154	+49.828	15:04:26.124	61	2:10.041	+38.715	16:46:18.762	30	1:34.361	+2.513	15:48:32.324
6	1:58.158	+26.832	15:06:24.282	62	1:33.177	+1.851	16:47:51.939	31	1:33.617	+1.769	15:50:05.941
7	1:33.480	+2.154	15:07:57.762	63	1:32.565	+1.239	16:49:24.504	32	1:34.753	+2.905	15:51:40.694
8	1:34.108	+2.782	15:09:31.870	64	1:31.632	+0.306	16:50:56.136	33	1:33.754	+1.906	15:53:14.448
9	1:32.450	+1.124	15:11:04.320	65	1:31.683	+0.357	16:52:27.819	34	1:33.885	+2.037	15:54:48.333
10	1:33.448	+2.122	15:12:37.768	66	1:31.684	+0.358	16:53:59.503	35	1:34.248	+2.400	15:56:22.581
11	1:34.052	+2.726	15:14:11.820	67	1:32.137	+0.811	16:55:31.640	36	1:33.660	+1.812	15:57:56.241
12	1:42.653	+11.327	15:15:54.473	68	1:31.840	+0.514	16:57:03.480	37	1:35.403	+3.555	15:59:31.644
13	2:22.190	+50.864	15:18:16.663	69	1:32.017	+0.691	16:58:35.497	38	1:34.014	+2.166	16:01:05.658
14	2:28.249	+56.923	15:20:44.912	70	1:31.973	+0.647	17:00:07.470	39	1:34.381	+2.533	16:02:40.039
15	2:01.971	+30.645	15:22:46.883	71	1:32.307	+0.981	17:01:39.777	40	1:35.166	+3.318	16:04:15.205
16	1:36.479	+5.153	15:24:23.362	72	1:32.373	+1.047	17:03:12.150	41	1:34.608	+2.760	16:05:49.813
17	1:34.941	+3.615	15:25:58.303	73	1:32.646	+1.320	17:04:44.796	42	1:35.037	+3.189	16:07:24.850
18	1:35.622	+4.296	15:27:33.925	74	1:33.765	+2.439	17:06:18.561	43	1:37.133	+5.285	16:09:01.983
19	1:35.685	+4.359	15:29:09.610	75	1:33.398	+2.072	17:07:51.959	Best Tm: 1:32.390			
20	1:48.544	+17.218	15:30:58.154	76	1:33.419	+2.093	17:09:25.378	p44	2:21.222	+49.374	16:11:23.205
Best Tm: 1:32.450				77	1:33.020	+1.694	17:10:58.398	Terry Borcheller			
Joey Hand				78	1:32.885	+1.559	17:12:31.283	45	2:42.814	+1:10.966	16:14:06.019
p21	3:08.839	+1:37.513	15:34:06.993	79	1:32.681	+1.355	17:14:03.964	46	2:02.213	+30.365	16:16:08.232
22	1:52.501	+21.175	15:35:59.494	80	1:32.912	+1.586	17:15:36.876	47	2:18.347	+46.499	16:18:26.579
23	1:48.742	+17.416	15:37:48.236	81	1:33.804	+2.478	17:17:10.680	48	2:03.745	+31.897	16:20:30.324
24	1:35.610	+4.284	15:39:23.846	82	1:33.175	+1.849	17:18:43.855	49	1:35.141	+3.293	16:22:05.465
25	1:33.327	+2.001	15:40:57.173	83	1:32.604	+1.278	17:20:16.459	50	1:32.627	+0.779	16:23:38.092
26	1:34.572	+3.246	15:42:31.745	84	1:33.103	+1.777	17:21:49.562	51	1:32.049	+0.201	16:25:10.141
27	1:33.218	+1.892	15:44:04.963	85	1:32.528	+1.202	17:23:22.090	52	1:32.200	+0.352	16:26:42.341
28	1:32.692	+1.366	15:45:37.655	86	1:32.820	+1.494	17:24:54.910	53	1:32.195	+0.347	16:28:14.536
29	1:32.088	+0.762	15:47:09.743	87	1:33.492	+2.166	17:26:28.402	54	1:31.960	+0.112	16:29:46.496
30	1:32.466	+1.140	15:48:42.209	Best Tm: 1:31.326				55	1:38.547	+6.699	16:31:25.043
31	1:34.436	+3.110	15:50:16.645	(45) Borcheller/ Hendricks				56	2:30.974	+59.126	16:33:56.017
32	1:35.047	+3.721	15:51:51.692	Andrew Hendricks				57	2:52.156	+1:20.308	16:36:48.173
33	1:33.600	+2.274	15:53:25.292	1	1:35.237	+3.389	14:56:26.952	58	2:30.694	+58.846	16:39:18.867
34	1:32.945	+1.619	15:54:58.237	2	1:32.862	+1.014	14:57:59.814	59	2:24.553	+52.705	16:41:43.420
35	1:34.378	+3.052	15:56:32.615	3	1:32.687	+0.839	14:59:32.501	60	2:26.481	+54.633	16:44:09.901
36	1:36.588	+5.262	15:58:09.203	4	2:27.255	+55.407	15:01:59.756	61	2:08.978	+37.130	16:46:18.879
37	1:34.888	+3.562	15:59:44.091	5	2:21.098	+49.250	15:04:20.854	62	1:33.401	+1.553	16:47:52.280
38	1:33.834	+2.508	16:01:17.925	6	2:00.840	+28.992	15:06:21.694	63	1:32.408	+0.560	16:49:24.688
39	1:33.133	+1.807	16:02:51.058	7	1:33.452	+1.604	15:07:55.146	64	1:32.156	+0.308	16:50:56.844
40	1:32.830	+1.504	16:04:23.888	8	1:33.389	+1.541	15:09:28.535	65	1:31.848		16:52:28.692
41	1:33.751	+2.425	16:05:57.639	9	1:32.390	+0.542	15:11:00.925	66	1:32.023	+0.175	16:54:00.715
42	1:34.517	+3.191	16:07:32.156	10	1:32.990	+1.142	15:12:33.915	67	1:32.624	+0.776	16:55:33.339
43	1:35.501	+4.175	16:09:07.657	11	1:33.278	+1.430	15:14:07.193	68	1:32.259	+0.411	16:57:05.598
p44	3:06.270	+1:34.944	16:12:13.927	12	1:43.897	+12.049	15:15:51.090	69	1:32.286	+0.438	16:58:37.884
45	1:44.749	+13.423	16:13:58.676	13	2:21.536	+49.688	15:18:12.626	70	1:32.087	+0.239	17:00:09.971
46	2:07.598	+36.272	16:16:06.274	14	2:27.968	+56.120	15:20:40.594	71	1:32.182	+0.334	17:01:42.153
47	2:18.719	+47.393	16:18:24.993	15	2:04.632	+32.784	15:22:45.226	72	1:32.727	+0.879	17:03:14.880
48	2:04.908	+33.582	16:20:29.901	16	1:34.011	+2.163	15:24:19.237	73	1:32.990	+1.142	17:04:47.870
				17	1:33.116	+1.268	15:25:52.353	74	1:33.255	+1.407	17:06:21.125

Timing & Scoring

Race Director

Orbits 4

www.amb-it.com

www.mylaps.com

Licensed to: Grand American Road Racing



PROVISIONAL

New Jersey Motorsports Park

CTSCC

New Jersey Motorsports Park 2.250 Miles

Grand-Am CTSCC Race

7/17/2010 02:45 PM

Race (2:30:00 Time) started at 14:54:51



Lap	Lap Tm	Diff	Time of Day	Lap	Lap Tm	Diff	Time of Day	Lap	Lap Tm	Diff	Time of Day
75	1:33.559	+1.711	17:07:54.684	p44	2:21.066	+49.013	16:11:22.250	10	1:32.752	+1.369	15:12:32.128
76	1:33.750	+1.902	17:09:28.434		Best Tm: 1:32.053			11	1:33.400	+2.017	15:14:05.528
77	1:32.831	+0.983	17:11:01.265		Barry Waddell			12	1:43.006	+11.623	15:15:48.534
78	1:32.373	+0.525	17:12:33.638	45	2:47.626	+1:15.573	16:14:09.876	13	2:22.378	+50.995	15:18:10.912
79	1:32.329	+0.481	17:14:05.967	46	2:00.250	+28.197	16:16:10.126	14	2:27.587	+56.204	15:20:38.499
80	1:32.902	+1.054	17:15:38.869	47	2:17.343	+45.290	16:18:27.469	15	2:05.713	+34.330	15:22:44.212
81	1:32.972	+1.124	17:17:11.841	48	2:04.288	+32.235	16:20:31.757	16	1:33.854	+2.471	15:24:18.066
82	1:33.600	+1.752	17:18:45.441	49	1:34.005	+1.952	16:22:05.762	17	1:32.996	+1.613	15:25:51.062
83	1:32.400	+0.552	17:20:17.841	50	1:34.784	+2.731	16:23:40.546	18	1:32.818	+1.435	15:27:23.880
84	1:32.664	+0.816	17:21:50.505	51	1:32.200	+0.147	16:25:12.746	19	1:32.670	+1.287	15:28:56.550
85	1:32.996	+1.148	17:23:23.501	52	1:32.591	+0.538	16:26:45.337	20	1:52.504	+21.121	15:30:49.054
86	1:32.999	+1.151	17:24:56.500	53	1:32.210	+0.157	16:28:17.547		Best Tm: 1:32.377		
87	1:33.170	+1.322	17:26:29.670	54	1:32.731	+0.678	16:29:50.278	p21	3:15.332	+1:43.949	15:34:04.386
	Best Tm: 1:31.848			55	1:39.311	+7.258	16:31:29.589		Matt Bell		
				56	2:29.847	+57.794	16:33:59.436	22	1:54.775	+23.392	15:35:59.161
				57	2:52.168	+1:20.115	16:36:51.604	23	1:48.900	+17.517	15:37:48.061
(99) Hillestad/ Waddell/ Russell				58	2:30.031	+57.978	16:39:21.635	24	1:35.498	+4.115	15:39:23.559
David Russell				59	2:24.911	+52.858	16:41:46.546	25	1:33.484	+2.101	15:40:57.043
1	1:33.568	+1.515	14:56:25.170	60	2:26.018	+53.965	16:44:12.564	26	1:34.294	+2.911	15:42:31.337
2	1:32.053		14:57:57.223	61	2:07.546	+35.493	16:46:20.110	27	1:32.478	+1.095	15:44:03.815
3	1:32.510	+0.457	14:59:29.733	62	1:33.563	+1.510	16:47:53.673	28	1:32.607	+1.224	15:45:36.422
4	2:26.983	+54.930	15:01:56.716	63	1:32.639	+0.586	16:49:26.312	29	1:32.377	+0.994	15:47:08.799
5	2:20.963	+48.910	15:04:17.679	64	1:32.521	+0.468	16:50:58.833	30	1:32.940	+1.557	15:48:41.739
6	2:02.726	+30.673	15:06:20.405	65	1:32.529	+0.476	16:52:31.362	31	1:34.836	+3.453	15:50:16.575
7	1:33.141	+1.088	15:07:53.546	66	1:32.289	+0.236	16:54:03.651	32	1:33.626	+2.243	15:51:50.201
8	1:32.198	+0.145	15:09:25.744	67	1:33.221	+1.168	16:55:36.872	33	1:33.988	+2.605	15:53:24.189
9	1:32.400	+0.347	15:10:58.144	68	1:32.483	+0.430	16:57:09.355	34	1:33.658	+2.275	15:54:57.847
10	1:32.599	+0.546	15:12:30.743	69	1:32.242	+0.189	16:58:41.597	35	1:34.620	+3.237	15:56:32.467
11	1:33.270	+1.217	15:14:04.013	70	1:32.344	+0.291	17:00:13.941	36	1:36.606	+5.223	15:58:09.073
12	1:42.942	+10.889	15:15:46.955	71	1:32.647	+0.594	17:01:46.588	37	1:34.733	+3.350	15:59:43.806
13	2:23.352	+51.299	15:18:10.307	72	1:33.249	+1.196	17:03:19.837	38	1:33.470	+2.087	16:01:17.276
14	2:27.556	+55.503	15:20:37.863	73	1:33.343	+1.290	17:04:53.180	39	1:32.952	+1.569	16:02:50.228
15	2:06.278	+34.225	15:22:44.141	74	1:32.832	+0.779	17:06:26.012	40	1:33.192	+1.809	16:04:23.420
16	1:33.562	+1.509	15:24:17.703	75	1:34.254	+2.201	17:08:00.266	41	1:34.489	+3.106	16:05:57.909
17	1:32.752	+0.699	15:25:50.455	76	1:34.224	+2.171	17:09:34.490	42	1:35.930	+4.547	16:07:33.839
18	1:32.693	+0.640	15:27:23.148	77	1:34.573	+2.520	17:11:09.063	43	1:36.776	+5.393	16:09:10.615
19	1:32.846	+0.793	15:28:55.994	78	1:35.132	+3.079	17:12:44.195	44	2:56.368	+1:24.985	16:12:06.983
20	1:52.355	+20.302	15:30:48.349	79	1:32.814	+0.761	17:14:17.009	45	1:45.969	+14.586	16:13:52.952
21	2:24.192	+52.139	15:33:12.541	80	1:32.887	+0.834	17:15:49.896	46	2:11.919	+40.536	16:16:04.871
22	2:18.808	+46.755	15:35:31.349	81	1:32.644	+0.591	17:17:22.540	47	2:18.420	+47.037	16:18:23.291
23	2:05.743	+33.690	15:37:37.092	82	1:33.565	+1.512	17:18:56.105	48	2:05.827	+34.444	16:20:29.118
24	1:34.290	+2.237	15:39:11.382	83	1:33.073	+1.020	17:20:29.178	49	1:34.463	+3.080	16:22:03.581
25	1:32.712	+0.659	15:40:44.094	84	1:34.556	+2.503	17:22:03.734	50	1:31.383		16:23:34.964
26	1:32.963	+0.910	15:42:17.057	85	1:33.286	+1.233	17:23:37.020	51	1:31.805	+0.422	16:25:06.769
27	1:32.826	+0.773	15:43:49.883	86	1:32.993	+0.940	17:25:10.013	52	1:31.652	+0.269	16:26:38.421
28	1:32.785	+0.732	15:45:22.668	87	1:33.339	+1.286	17:26:43.352	53	1:31.950	+0.567	16:28:10.371
29	1:33.446	+1.393	15:46:56.114		Best Tm: 1:32.200			54	1:32.271	+0.888	16:29:42.642
30	1:33.757	+1.704	15:48:29.871	(6) Bucknum/ Bell				55	1:39.440	+8.057	16:31:22.082
31	1:33.862	+1.809	15:50:03.733	Jeff Bucknum				56	2:31.431	+1:00.048	16:33:53.513
32	1:34.102	+2.049	15:51:37.835	1	1:34.260	+2.877	14:56:26.460	57	2:52.385	+1:21.002	16:36:45.898
33	1:34.090	+2.037	15:53:11.925	2	1:32.377	+0.994	14:57:58.837	58	2:29.623	+58.240	16:39:15.521
34	1:33.511	+1.458	15:54:45.436	3	1:32.549	+1.166	14:59:31.386	59	2:25.271	+53.888	16:41:40.792
35	1:33.502	+1.449	15:56:18.938	4	2:26.897	+55.514	15:01:58.283	60	2:26.078	+54.695	16:44:06.870
36	1:33.815	+1.762	15:57:52.753	5	2:21.217	+49.834	15:04:19.500	61	2:11.427	+40.044	16:46:18.297
37	1:33.595	+1.542	15:59:26.348	6	2:01.269	+29.886	15:06:20.769	62	1:33.380	+1.997	16:47:51.677
38	1:33.034	+0.981	16:00:59.382	7	1:33.703	+2.320	15:07:54.472	63	1:35.396	+4.013	16:49:27.073
39	1:34.582	+2.529	16:02:33.964	8	1:32.447	+1.064	15:09:26.919	64	1:32.465	+1.082	16:50:59.538
40	1:36.251	+4.198	16:04:10.215	9	1:32.457	+1.074	15:10:59.376	65	1:32.568	+1.185	16:52:32.106
41	1:35.731	+3.678	16:05:45.946					66	1:32.356	+0.973	16:54:04.462
42	1:35.815	+3.762	16:07:21.761								
43	1:39.423	+7.370	16:09:01.184								



PROVISIONAL

New Jersey Motorsports Park

CTSCC

New Jersey Motorsports Park 2.250 Miles

Grand-Am CTSCC Race

7/17/2010 02:45 PM

Race (2:30:00 Time) started at 14:54:51



Lap	Lap Tm	Diff	Time of Day
67	1:33.030	+1.647	16:55:37.492
68	1:33.195	+1.812	16:57:10.687
69	1:32.487	+1.104	16:58:43.174
70	1:32.461	+1.078	17:00:15.635
71	1:32.435	+1.052	17:01:48.070
72	1:32.652	+1.269	17:03:20.722
73	1:33.801	+2.418	17:04:54.523
74	1:33.025	+1.642	17:06:27.548
75	1:33.161	+1.778	17:08:00.709
76	1:34.051	+2.668	17:09:34.760
77	1:34.764	+3.381	17:11:09.524
78	1:35.603	+4.220	17:12:45.127
79	1:32.970	+1.587	17:14:18.097
80	1:32.549	+1.166	17:15:50.646
81	1:32.491	+1.108	17:17:23.137
82	1:33.262	+1.879	17:18:56.399
83	1:34.065	+2.682	17:20:30.464
84	1:34.175	+2.792	17:22:04.639
85	1:34.819	+3.436	17:23:39.458
86	1:33.532	+2.149	17:25:12.990
87	1:33.312	+1.929	17:26:46.302
Best Tm: 1:31.383			

(44) Potter/ Keen

John Potter			
Lap	Lap Tm	Diff	Time of Day
1	1:37.474	+5.144	14:56:31.800
2	1:33.270	+0.940	14:58:05.070
3	1:34.839	+2.509	14:59:39.909
4	2:28.232	+55.902	15:02:08.141
5	2:20.297	+47.967	15:04:28.438
6	1:57.067	+24.737	15:06:25.505
7	1:34.409	+2.079	15:07:59.914
8	1:33.600	+1.270	15:09:33.514
9	1:33.705	+1.375	15:11:07.219
10	1:34.029	+1.699	15:12:41.248
11	1:33.407	+1.077	15:14:14.655
12	1:45.016	+12.766	15:15:59.751
13	2:19.210	+46.880	15:18:18.961
14	2:28.222	+55.892	15:20:47.183
15	2:01.063	+28.733	15:22:48.246
16	1:34.758	+2.428	15:24:23.004
17	1:35.213	+2.883	15:25:58.217
18	1:33.943	+1.613	15:27:32.160
19	1:34.072	+1.742	15:29:06.232
20	1:48.467	+16.137	15:30:54.699
21	2:22.463	+50.133	15:33:17.162
22	2:18.499	+46.169	15:35:35.661
23	2:03.594	+31.264	15:37:39.255
24	1:35.545	+3.215	15:39:14.800
25	1:34.027	+1.697	15:40:48.827
26	1:33.055	+0.725	15:42:21.882
27	1:34.779	+2.449	15:43:56.661
28	1:34.223	+1.893	15:45:30.884
29	1:34.820	+2.490	15:47:05.704
30	1:33.531	+1.201	15:48:39.235
31	1:33.235	+0.905	15:50:12.470
32	1:36.893	+4.563	15:51:49.363
33	1:34.536	+2.206	15:53:23.899
34	1:33.631	+1.301	15:54:57.530
35	1:34.837	+2.507	15:56:32.367

Lap	Lap Tm	Diff	Time of Day
36	1:36.521	+4.191	15:58:08.888
37	1:34.168	+1.838	15:59:43.056
38	1:34.753	+2.423	16:01:17.809
39	1:34.343	+2.013	16:02:52.152
40	1:34.012	+1.682	16:04:26.164
41	1:34.096	+1.766	16:06:00.260
42	1:35.914	+3.584	16:07:36.174
43	1:37.588	+5.258	16:09:13.762
Best Tm: 1:33.055			
Leh Keen			
p44	3:07.010	+1:34.680	16:12:20.772
45	1:50.319	+17.989	16:14:11.091
46	2:01.195	+28.865	16:16:12.286
47	2:17.020	+44.690	16:18:29.306
48	2:02.969	+30.639	16:20:32.275
49	1:35.444	+3.114	16:22:07.719
50	1:34.092	+1.762	16:23:41.811
51	1:33.144	+0.814	16:25:14.955
52	1:32.430	+0.100	16:26:47.385
53	1:32.477	+0.147	16:28:19.862
54	1:32.487	+0.157	16:29:52.349
55	1:39.211	+6.881	16:31:31.560
56	2:29.332	+57.002	16:34:00.892
57	2:52.934	+1:20.604	16:36:53.826
58	2:29.075	+56.745	16:39:22.901
59	2:24.896	+52.566	16:41:47.797
60	2:26.511	+54.181	16:44:14.308
61	2:05.930	+33.600	16:46:20.238
62	1:33.882	+1.552	16:47:54.120
63	1:33.630	+1.300	16:49:27.750
64	1:32.528	+0.198	16:51:00.278
65	1:32.330		16:52:32.608
66	1:32.668	+0.338	16:54:05.276
67	1:33.092	+0.762	16:55:38.368
68	1:33.511	+1.181	16:57:11.879
69	1:32.618	+0.288	16:58:44.497
70	1:32.581	+0.251	17:00:17.078
71	1:32.616	+0.286	17:01:49.694
72	1:32.376	+0.046	17:03:22.070
73	1:33.587	+1.257	17:04:55.657
74	1:32.953	+0.623	17:06:28.610
75	1:33.759	+1.429	17:08:02.369
76	1:33.703	+1.373	17:09:36.072
77	1:33.825	+1.495	17:11:09.897
78	1:35.775	+3.445	17:12:45.672
79	1:33.095	+0.765	17:14:18.767
80	1:32.758	+0.428	17:15:51.525
81	1:32.781	+0.451	17:17:24.306
82	1:33.087	+0.757	17:18:57.393
83	1:33.572	+1.242	17:20:30.965
84	1:34.051	+1.721	17:22:05.016
85	1:34.787	+2.457	17:23:39.803
86	1:33.566	+1.236	17:25:13.369
87	1:33.858	+1.528	17:26:47.227
Best Tm: 1:32.330			

(83) Tecce/ Cosmo

John Tecce			
Lap	Lap Tm	Diff	Time of Day
1	1:38.684	+6.398	14:56:36.526

Lap	Lap Tm	Diff	Time of Day
2	1:35.443	+3.157	14:58:11.969
3	1:36.933	+4.647	14:59:48.902
4	2:24.369	+52.083	15:02:13.271
5	2:19.902	+47.616	15:04:33.173
6	1:55.764	+23.478	15:06:28.937
7	1:35.463	+3.177	15:08:04.400
8	1:38.086	+5.800	15:09:42.486
9	1:35.895	+3.609	15:11:18.381
10	1:36.030	+3.744	15:12:54.411
11	1:35.922	+3.636	15:14:30.333
12	1:46.138	+13.852	15:16:16.471
13	2:07.298	+35.012	15:18:23.769
14	2:27.963	+55.677	15:20:51.732
15	1:59.270	+26.984	15:22:51.002
16	1:36.051	+3.765	15:24:27.053
17	1:35.342	+3.056	15:26:02.395
18	1:35.964	+3.678	15:27:38.359
19	1:34.967	+2.681	15:29:13.326
20	1:46.396	+14.110	15:30:59.722
p21	2:30.024	+57.738	15:33:29.746
Best Tm: 1:34.967			

Guy Cosmo

Lap	Lap Tm	Diff	Time of Day
22	2:43.405	+1:11.119	15:36:13.151
23	1:38.853	+6.567	15:37:52.004
24	1:35.698	+3.412	15:39:27.702
25	1:34.001	+1.715	15:41:01.703
26	1:34.695	+2.409	15:42:36.398
27	1:33.478	+1.192	15:44:09.876
28	1:34.489	+2.203	15:45:44.365
29	1:35.220	+2.934	15:47:19.585
30	1:35.656	+3.370	15:48:55.241
31	1:35.488	+3.202	15:50:30.729
32	1:34.303	+2.017	15:52:05.032
33	1:34.798	+2.512	15:53:39.830
34	1:33.248	+0.962	15:55:13.078
35	1:33.396	+1.110	15:56:46.474
36	1:34.129	+1.843	15:58:20.603
37	1:33.828	+1.542	15:59:54.431
38	1:34.064	+1.778	16:01:28.495
39	1:33.572	+1.286	16:03:02.067
40	1:35.196	+2.910	16:04:37.263
41	1:34.057	+1.771	16:06:11.320
42	1:34.439	+2.153	16:07:45.759
43	1:33.792	+1.506	16:09:19.551
p44	2:13.977	+41.691	16:11:33.528
45	2:20.768	+48.482	16:13:54.296
46	2:11.084	+38.798	16:16:05.380
47	2:18.516	+46.230	16:18:23.896
48	2:05.690	+33.404	16:20:29.586
49	1:35.471	+3.185	16:22:05.057
50	1:34.508	+2.222	16:23:39.565
51	1:32.568	+0.282	16:25:12.133
52	1:32.989	+0.703	16:26:45.122
53	1:32.286		16:28:17.408
54	1:32.566	+0.280	16:29:49.974
55	1:37.968	+5.682	16:31:27.942
56	2:30.471	+58.185	16:33:58.413
57	2:52.030	+1:19.744	16:36:50.443
58	2:30.290	+58.004	16:39:20.733
59	2:24.865	+52.579	16:41:45.598

Timing & Scoring

Race Director

Orbits 4

www.amb-it.com

www.mylaps.com

Licensed to: Grand American Road Racing



PROVISIONAL

New Jersey Motorsports Park


CTSCC

New Jersey Motorsports Park 2.250 Miles

Grand-Am CTSCC Race

7/17/2010 02:45 PM

Race (2:30:00 Time) started at 14:54:51



Lap	Lap Tm	Diff	Time of Day
60	2:26.247	+53.961	16:44:11.845
61	2:07.967	+35.681	16:46:19.812
62	1:33.743	+1.457	16:47:53.555
63	1:32.497	+0.211	16:49:26.052
64	1:32.507	+0.221	16:50:58.559
65	1:32.449	+0.163	16:52:31.008
66	1:32.492	+0.206	16:54:03.500
67	1:33.991	+1.705	16:55:37.491
68	1:34.214	+1.928	16:57:11.705
69	1:33.485	+1.199	16:58:45.190
70	1:33.022	+0.736	17:00:18.212
71	1:32.670	+0.384	17:01:50.882
72	1:32.940	+0.654	17:03:23.822
73	1:33.837	+1.551	17:04:57.659
74	1:33.331	+1.045	17:06:30.990
75	1:34.038	+1.752	17:08:05.028
76	1:34.070	+1.784	17:09:39.098
77	1:33.637	+1.351	17:11:12.735
78	1:34.971	+2.685	17:12:47.706
79	1:34.402	+2.116	17:14:22.108
80	1:33.266	+0.980	17:15:55.374
81	1:33.147	+0.861	17:17:28.521
82	1:33.644	+1.358	17:19:02.165
83	1:33.679	+1.393	17:20:35.844
84	1:33.852	+1.566	17:22:09.696
85	1:34.290	+2.004	17:23:43.986
86	1:35.796	+3.510	17:25:19.782
87	1:34.516	+2.230	17:26:54.298

Best Tm: 1:32.286

(48) Putman/ Espenlaub

Charles Putman

1	1:36.691	+4.161	14:56:29.051
2	1:33.106	+0.576	14:58:02.157
3	1:34.372	+1.842	14:59:36.529
4	2:26.620	+54.090	15:02:03.149
5	2:21.406	+48.876	15:04:24.555
6	1:59.152	+26.622	15:06:23.707
7	1:33.217	+0.687	15:07:56.924
8	1:33.891	+1.361	15:09:30.815
9	1:32.722	+0.192	15:11:03.537
10	1:32.530		15:12:36.067
11	1:34.123	+1.593	15:14:10.190
12	1:42.914	+10.384	15:15:53.104
13	2:21.671	+49.141	15:18:14.775
14	2:28.108	+55.578	15:20:42.883
15	2:03.120	+30.590	15:22:46.003
16	1:34.544	+2.014	15:24:20.547
17	1:47.529	+14.999	15:26:08.076
18	1:35.093	+2.563	15:27:43.169
19	1:36.605	+4.075	15:29:19.774
20	1:46.090	+13.560	15:31:05.864
21	2:19.226	+46.696	15:33:25.090
22	2:17.084	+44.554	15:35:42.174
23	1:59.425	+26.895	15:37:41.599
24	1:34.860	+2.330	15:39:16.459
25	1:33.673	+1.143	15:40:50.132
26	1:33.087	+0.557	15:42:23.219
27	1:34.644	+2.114	15:43:57.863
28	1:34.054	+1.524	15:45:31.917

Lap	Lap Tm	Diff	Time of Day
29	1:34.673	+2.143	15:47:06.590
30	1:34.575	+2.045	15:48:41.165
31	1:35.282	+2.752	15:50:16.447
32	1:35.121	+2.591	15:51:51.568
33	1:35.680	+3.150	15:53:27.248
34	1:33.776	+1.246	15:55:01.024
35	1:33.645	+1.115	15:56:34.669
36	1:34.979	+2.449	15:58:09.648
37	1:35.251	+2.721	15:59:44.899
38	1:33.966	+1.436	16:01:18.865
39	1:34.116	+1.586	16:02:52.981
40	1:33.995	+1.465	16:04:26.976
41	1:35.642	+3.112	16:06:02.618
42	1:35.628	+3.098	16:07:38.246
43	1:37.772	+5.242	16:09:16.018

Best Tm: 1:32.530

Charles Espenlaub

45	2:42.471	+1:09.941	16:14:14.967
46	1:58.638	+26.108	16:16:13.605
47	2:16.738	+44.208	16:18:30.343
48	2:02.447	+29.917	16:20:32.790
49	1:34.600	+2.070	16:22:07.390
p50	1:46.447	+13.917	16:23:53.837
51	1:47.445	+14.915	16:25:41.282
52	1:35.290	+2.760	16:27:16.572
53	1:33.523	+0.993	16:28:50.095
54	1:37.764	+5.234	16:30:27.859
55	1:50.212	+17.682	16:32:18.071
56	1:56.712	+24.182	16:34:14.783
57	2:50.631	+1:18.101	16:37:05.414
58	2:26.400	+53.870	16:39:31.814
59	2:26.143	+53.613	16:41:57.957
60	2:27.516	+54.986	16:44:25.473
61	1:59.434	+26.904	16:46:24.907
62	1:34.225	+1.695	16:47:59.132
63	1:32.829	+0.299	16:49:31.961
64	1:32.827	+0.297	16:51:04.788
65	1:33.436	+0.906	16:52:38.224
66	1:32.648	+0.118	16:54:10.872
67	1:34.070	+1.540	16:55:44.942
68	1:33.095	+0.565	16:57:18.037
69	1:32.706	+0.176	16:58:50.743
70	1:33.170	+0.640	17:00:23.913
71	1:32.692	+0.162	17:01:56.605
72	1:33.244	+0.714	17:03:29.849
73	1:33.498	+0.968	17:05:03.347
74	1:33.685	+1.155	17:06:37.032
75	1:33.212	+0.682	17:08:10.244
76	1:33.774	+1.244	17:09:44.018
77	1:33.397	+0.867	17:11:17.415
78	1:33.673	+1.143	17:12:51.088
79	1:34.554	+2.024	17:14:25.642
80	1:34.140	+1.610	17:15:59.782
81	1:33.134	+0.604	17:17:32.916
82	1:32.940	+0.410	17:19:05.856
83	1:33.450	+0.920	17:20:39.306
84	1:34.415	+1.885	17:22:13.721
85	1:33.851	+1.321	17:23:47.572
86	1:34.241	+1.711	17:25:21.813

Lap	Lap Tm	Diff	Time of Day
87	1:34.175	+1.645	17:26:55.988

Best Tm: 1:32.648

(35) Spaude/ Aquilante

Bret Spaude

1	1:36.446	+4.071	14:56:34.403
2	1:33.866	+1.491	14:58:08.269
3	1:35.975	+3.600	14:59:44.244
4	2:25.173	+52.798	15:02:09.417
5	2:20.227	+47.852	15:04:29.644
6	1:56.600	+24.225	15:06:26.244
7	1:34.009	+1.634	15:08:00.253
8	1:33.689	+1.314	15:09:33.942
9	1:33.761	+1.386	15:11:07.703
10	1:34.732	+2.357	15:12:42.435
11	1:33.553	+1.178	15:14:15.988
12	1:46.793	+14.418	15:16:02.781
13	2:17.400	+45.025	15:18:20.181
14	2:28.472	+56.097	15:20:48.653
15	2:00.125	+27.750	15:22:48.778
16	1:35.563	+3.188	15:24:24.341
17	1:35.154	+2.779	15:25:59.495
18	1:34.008	+1.633	15:27:33.503
19	1:35.244	+2.869	15:29:08.747
20	1:48.916	+16.541	15:30:57.663
21	2:22.710	+50.335	15:33:20.373
22	2:18.450	+46.075	15:35:38.823
23	2:01.975	+29.600	15:37:40.798
24	1:35.528	+3.153	15:39:16.326
25	1:34.217	+1.842	15:40:50.543
26	1:34.144	+1.769	15:42:24.687
27	1:33.598	+1.223	15:43:58.285
28	1:34.303	+1.928	15:45:32.588
29	1:35.053	+2.678	15:47:07.641
30	1:33.992	+1.617	15:48:41.633
31	1:35.651	+3.276	15:50:17.284
32	1:35.078	+2.703	15:51:52.362
33	1:35.100	+2.725	15:53:27.462
34	1:34.152	+1.777	15:55:01.614
35	1:34.028	+1.653	15:56:35.642
36	1:35.059	+2.684	15:58:10.701
37	1:34.950	+2.575	15:59:45.651
38	1:33.934	+1.559	16:01:19.585
39	1:34.148	+1.773	16:02:53.733
40	1:35.924	+3.549	16:04:29.657
p41	1:44.519	+12.144	16:06:14.176

Best Tm: 1:33.553

Andrew Aquilante

42	2:36.273	+1:03.898	16:08:50.449
43	2:20.360	+47.985	16:11:10.809
44	2:23.650	+51.275	16:13:34.459
45	1:51.388	+19.013	16:15:25.847
46	1:38.293	+5.918	16:17:04.140
47	1:42.630	+10.255	16:18:46.770
48	1:57.631	+25.256	16:20:44.401
49	1:34.498	+2.123	16:22:18.899
50	1:35.174	+2.799	16:23:54.073
51	1:33.050	+0.675	16:25:27.123
52	1:32.681	+0.306	16:26:59.804

Timing & Scoring

Race Director

Orbits 4

www.amb-it.com

www.mylaps.com

Licensed to: Grand American Road Racing



PROVISIONAL

New Jersey Motorsports Park


CTSCC

New Jersey Motorsports Park 2.250 Miles

Grand-Am CTSCC Race

7/17/2010 02:45 PM

Race (2:30:00 Time) started at 14:54:51



Lap	Lap Tm	Diff	Time of Day	Lap	Lap Tm	Diff	Time of Day	Lap	Lap Tm	Diff	Time of Day
53	1:33.299	+0.924	16:28:33.103	22	2:18.476	+45.620	15:35:34.921	80	1:34.329	+1.473	17:16:06.276
54	1:34.517	+2.142	16:30:07.620	23	2:04.012	+31.156	15:37:38.933	81	1:34.228	+1.372	17:17:40.504
55	1:38.028	+5.653	16:31:45.648	24	1:34.983	+2.127	15:39:13.916	82	1:33.763	+0.907	17:19:14.267
p56	2:17.075	+44.700	16:34:02.723	25	1:33.529	+0.673	15:40:47.445	83	1:33.893	+1.037	17:20:48.160
57	3:17.673	+1:45.298	16:37:20.396	26	1:33.377	+0.521	15:42:20.822	84	1:33.977	+1.121	17:22:22.137
58	2:24.539	+52.164	16:39:44.935	27	1:33.039	+0.183	15:43:53.861	85	1:34.468	+1.612	17:23:56.605
59	2:29.425	+57.050	16:42:14.360	28	1:32.960	+0.104	15:45:26.821	86	1:34.143	+1.287	17:25:30.748
60	2:24.806	+52.431	16:44:39.166	29	1:33.349	+0.493	15:47:00.170	87	1:35.169	+2.313	17:27:05.917
61	1:46.511	+14.136	16:46:25.677	30	1:33.090	+0.234	15:48:33.260	Best Tm: 1:32.856			
62	1:34.687	+2.312	16:48:00.364	31	1:34.253	+1.397	15:50:07.513	(19) Adams/ Phillips			
63	1:32.375		16:49:32.739	32	1:35.227	+2.371	15:51:42.740	Steve Phillips			
64	1:34.552	+2.177	16:51:07.291	33	1:35.137	+2.281	15:53:17.877	1	1:39.448	+5.821	14:56:34.033
65	1:34.214	+1.839	16:52:41.505	34	1:35.257	+2.401	15:54:53.134	2	1:34.154	+0.527	14:58:08.187
66	1:32.678	+0.303	16:54:14.183	35	1:34.205	+1.349	15:56:27.339	3	1:36.438	+2.811	14:59:44.625
67	1:34.012	+1.637	16:55:48.195	36	1:35.323	+2.467	15:58:02.662	4	2:25.450	+51.823	15:02:10.075
68	1:33.348	+0.973	16:57:21.543	37	1:34.210	+1.354	15:59:36.872	5	2:20.123	+46.496	15:04:30.198
69	1:33.354	+0.979	16:58:54.897	38	1:34.246	+1.390	16:01:11.118	6	1:56.407	+22.780	15:06:26.605
70	1:33.251	+0.876	17:00:28.148	39	1:33.939	+1.083	16:02:45.057	7	1:35.284	+1.657	15:08:01.889
71	1:34.867	+2.492	17:02:03.015	40	1:36.028	+3.172	16:04:21.085	8	1:33.720	+0.093	15:09:35.609
72	1:32.615	+0.240	17:03:35.630	41	1:34.270	+1.414	16:05:55.355	9	1:33.627		15:11:09.236
73	1:32.507	+0.132	17:05:08.137	42	1:37.652	+4.796	16:07:33.007	10	1:34.272	+0.645	15:12:43.508
74	1:32.929	+0.554	17:06:41.066	43	1:35.696	+2.840	16:09:08.703	11	1:34.196	+0.569	15:14:17.704
75	1:34.000	+1.625	17:08:15.066	p44	2:18.704	+45.848	16:11:27.407	12	1:46.356	+12.729	15:16:04.060
76	1:32.750	+0.375	17:09:47.816	Best Tm: 1:32.960			13	2:18.895	+45.268	15:18:22.955	
77	1:35.195	+2.820	17:11:23.011	Gunnar Jeannette			14	2:48.491	+1:14.864	15:21:11.446	
78	1:34.403	+2.028	17:12:57.414	45	3:28.270	+1:55.414	16:14:55.677	15	1:55.043	+21.416	15:23:06.489
79	1:32.676	+0.301	17:14:30.090	46	1:33.546	+0.690	16:16:29.223	16	1:37.870	+4.243	15:24:44.359
80	1:34.080	+1.705	17:16:04.170	47	2:04.291	+31.435	16:18:33.514	17	1:37.003	+3.376	15:26:21.362
81	1:33.227	+0.852	17:17:37.397	48	2:01.022	+28.166	16:20:34.536	18	1:34.439	+0.812	15:27:55.801
82	1:33.031	+0.656	17:19:10.428	49	1:34.631	+1.775	16:22:09.167	19	1:35.870	+2.243	15:29:31.671
83	1:32.754	+0.379	17:20:43.182	50	1:35.016	+2.160	16:23:44.183	20	1:47.336	+13.709	15:31:19.007
84	1:33.075	+0.700	17:22:16.257	51	1:33.148	+0.292	16:25:17.331	21	2:17.075	+43.448	15:33:36.082
85	1:33.347	+0.972	17:23:49.604	52	1:34.852	+1.996	16:26:52.183	22	2:15.392	+41.765	15:35:51.474
86	1:33.780	+1.405	17:25:23.384	53	1:33.118	+0.262	16:28:25.301	23	1:51.975	+18.348	15:37:43.449
87	1:33.916	+1.541	17:26:57.300	54	1:32.856		16:29:58.157	24	1:37.417	+3.790	15:39:20.866
Best Tm: 1:32.375				55	1:37.218	+4.362	16:31:35.375	25	1:35.044	+1.417	15:40:55.910
(16) Jeannette/ Montecalvo				56	2:27.338	+54.482	16:34:02.713	26	1:34.026	+0.399	15:42:29.936
Frank Montecalvo				57	2:53.835	+1:20.979	16:36:56.548	27	1:33.722	+0.095	15:44:03.658
1	1:36.972	+4.116	14:56:30.581	58	2:28.400	+55.544	16:39:24.948	28	1:34.793	+1.166	15:45:38.451
2	1:33.532	+0.676	14:58:04.113	59	2:24.924	+52.068	16:41:49.872	29	1:34.798	+1.171	15:47:13.249
3	1:34.277	+1.421	14:59:38.390	60	2:27.447	+54.591	16:44:17.319	30	1:34.683	+1.056	15:48:47.932
4	2:27.116	+54.260	15:02:05.506	61	2:03.541	+30.685	16:46:20.860	31	1:34.011	+0.384	15:50:21.943
5	2:21.275	+48.419	15:04:26.781	62	1:34.391	+1.535	16:47:55.251	32	1:33.958	+0.331	15:51:55.901
6	1:58.044	+25.188	15:06:24.825	63	1:33.512	+0.656	16:49:28.763	33	1:34.562	+0.935	15:53:30.463
7	1:33.552	+0.696	15:07:58.377	64	1:33.921	+1.065	16:51:02.684	34	1:35.385	+1.758	15:55:05.848
8	1:33.938	+1.082	15:09:32.315	65	1:33.990	+1.134	16:52:36.674	35	1:34.261	+0.634	15:56:40.109
9	1:33.803	+0.947	15:11:06.118	66	1:33.468	+0.612	16:54:10.142	36	1:34.511	+0.884	15:58:14.620
10	1:33.334	+0.478	15:12:39.452	67	1:35.307	+2.451	16:55:45.449	37	1:37.134	+3.507	15:59:51.754
11	1:33.707	+0.851	15:14:13.159	68	1:33.646	+0.790	16:57:19.095	38	1:37.415	+3.788	16:01:29.169
12	1:43.168	+10.312	15:15:56.327	69	1:33.819	+0.963	16:58:52.914	39	1:35.201	+1.574	16:03:04.370
13	2:21.027	+48.171	15:18:17.354	70	1:33.669	+0.813	17:00:26.583	40	1:34.850	+1.223	16:04:39.220
14	2:28.499	+55.643	15:20:45.853	71	1:33.672	+0.816	17:02:00.255	41	1:34.779	+1.152	16:06:13.999
15	2:01.427	+28.571	15:22:47.280	72	1:33.446	+0.590	17:03:33.701	42	1:35.376	+1.749	16:07:49.375
16	1:34.668	+1.812	15:24:21.948	73	1:33.219	+0.363	17:05:06.920	43	1:37.178	+3.551	16:09:26.553
17	1:35.811	+2.955	15:25:57.759	74	1:33.795	+0.939	17:06:40.715	p44	2:08.158	+34.531	16:11:34.711
18	1:34.101	+1.245	15:27:31.860	75	1:34.811	+1.955	17:08:15.526	Best Tm: 1:33.627			
19	1:33.789	+0.933	15:29:05.649	76	1:33.564	+0.708	17:09:49.090	Brad Adams			
20	1:48.226	+15.370	15:30:53.875	77	1:33.990	+1.134	17:11:23.080	45	3:00.745	+1:27.118	16:14:35.456
21	2:22.570	+49.714	15:33:16.445	78	1:34.875	+2.019	17:12:57.955				
				79	1:33.992	+1.136	17:14:31.947				

Timing & Scoring

Race Director

Orbits 4

www.amb-it.com

www.mylaps.com

Licensed to: Grand American Road Racing



PROVISIONAL

New Jersey Motorsports Park

CTSCC

New Jersey Motorsports Park 2.250 Miles

Grand-Am CTSCC Race

7/17/2010 02:45 PM

Race (2:30:00 Time) started at 14:54:51

Lap	Lap Tm	Diff	Time of Day
46	1:42.684	+9.057	16:16:18.140
47	2:14.906	+41.279	16:18:33.046
48	2:01.251	+27.624	16:20:34.297
49	1:36.746	+3.119	16:22:11.043
50	1:34.994	+1.367	16:23:46.037
51	1:34.068	+0.441	16:25:20.105
52	1:34.183	+0.556	16:26:54.288
53	1:33.856	+0.229	16:28:28.144
54	1:35.042	+1.415	16:30:03.186
55	1:39.984	+6.357	16:31:43.170
56	2:22.683	+49.056	16:34:05.853
57	2:54.391	+1:20.764	16:37:00.244
58	2:27.648	+54.021	16:39:27.892
59	2:24.837	+51.210	16:41:52.729
60	2:27.606	+53.979	16:44:20.335
61	2:02.061	+28.434	16:46:22.396
62	1:34.612	+0.985	16:47:57.008
63	1:34.133	+0.506	16:49:31.141
64	1:33.646	+0.019	16:51:04.787
65	1:35.140	+1.513	16:52:39.927
66	1:34.155	+0.528	16:54:14.082
67	1:34.000	+0.373	16:55:48.082
68	1:34.881	+1.254	16:57:22.963
69	1:34.723	+1.096	16:58:57.686
70	1:34.113	+0.486	17:00:31.799
71	1:34.284	+0.657	17:02:06.083
72	1:34.291	+0.664	17:03:40.374
73	1:34.898	+1.271	17:05:15.272
74	1:34.565	+0.938	17:06:49.837
75	1:34.554	+0.927	17:08:24.391
76	1:34.470	+0.843	17:09:58.861
77	1:34.584	+0.957	17:11:33.445
78	1:34.500	+0.873	17:13:07.945
79	1:37.288	+3.661	17:14:45.233
80	1:35.467	+1.840	17:16:20.700
81	1:35.129	+1.502	17:17:55.829
82	1:35.350	+1.723	17:19:31.179
83	1:35.739	+2.112	17:21:06.918
84	1:35.346	+1.719	17:22:42.264
85	1:37.867	+4.240	17:24:20.131
86	1:35.997	+2.370	17:25:56.128
87	1:35.778	+2.151	17:27:31.906

Best Tm: 1:33.646

(11) Snyder/ Ackley/ Miller

Lap	Lap Tm	Diff	Time of Day
Todd Snyder			
1	1:37.325	+4.479	14:56:31.328
2	1:33.277	+0.431	14:58:04.605
3	1:34.697	+1.851	14:59:39.302
4	2:27.909	+55.063	15:02:07.211
5	2:20.588	+47.742	15:04:27.799
6	1:57.539	+24.693	15:06:25.338
7	1:33.842	+0.996	15:07:59.180
8	1:34.052	+1.206	15:09:33.232
9	1:33.778	+0.932	15:11:07.010
10	1:33.531	+0.685	15:12:40.541
11	1:33.152	+0.306	15:14:13.693
12	1:45.313	+12.467	15:15:59.006
13	2:19.314	+46.468	15:18:18.320
14	2:27.985	+55.139	15:20:46.305

Lap	Lap Tm	Diff	Time of Day
15	2:01.483	+28.637	15:22:47.788
16	1:34.825	+1.979	15:24:22.613
17	1:34.515	+1.669	15:25:57.128
18	1:32.846		15:27:29.974
19	1:33.282	+0.436	15:29:03.256
20	1:49.993	+17.147	15:30:53.249
21	2:22.414	+49.568	15:33:15.663
22	2:18.593	+45.747	15:35:34.256
23	2:04.056	+31.210	15:37:38.312
24	1:35.988	+3.142	15:39:14.300
25	1:33.525	+0.679	15:40:47.825
26	1:33.595	+0.749	15:42:21.420
27	1:33.083	+0.237	15:43:54.503
28	1:33.153	+0.307	15:45:27.656
29	1:33.894	+1.048	15:47:01.550
30	1:34.486	+1.640	15:48:36.036
31	1:34.570	+1.724	15:50:10.606
32	1:34.681	+1.835	15:51:45.287
33	1:33.849	+1.003	15:53:19.136
34	1:34.319	+1.473	15:54:53.455
35	1:34.303	+1.457	15:56:27.758
36	1:33.732	+0.886	15:58:01.490
37	1:33.558	+0.712	15:59:35.048
38	1:33.632	+0.786	16:01:08.680
39	1:33.564	+0.718	16:02:42.244
40	1:34.206	+1.360	16:04:16.450
41	1:33.995	+1.149	16:05:50.445
42	1:35.006	+2.160	16:07:25.451
43	1:38.411	+5.565	16:09:03.862
p44	2:20.093	+47.247	16:11:23.955

Best Tm: 1:32.846

Mikel Miller

Lap	Lap Tm	Diff	Time of Day
45	2:57.430	+1:24.584	16:14:21.385
p46	1:54.806	+21.960	16:16:16.191
47	2:29.301	+56.455	16:18:45.492
48	1:52.884	+20.038	16:20:38.376
49	1:36.630	+3.784	16:22:15.006
50	1:34.557	+1.711	16:23:49.563
51	1:34.102	+1.256	16:25:23.665
52	1:34.820	+1.974	16:26:58.485
53	1:34.347	+1.501	16:28:32.832
54	1:37.253	+4.407	16:30:10.085
55	1:39.269	+6.423	16:31:49.354
56	2:17.693	+44.847	16:34:07.047
57	2:55.123	+1:22.277	16:37:02.170
58	2:27.002	+54.156	16:39:29.172
59	2:25.118	+52.272	16:41:54.290
60	2:27.305	+54.459	16:44:21.595
61	2:01.416	+28.570	16:46:23.011
62	1:34.925	+2.079	16:47:57.936
63	1:33.943	+1.097	16:49:31.879
64	1:35.196	+2.350	16:51:07.075
65	1:34.312	+1.466	16:52:41.387
66	1:34.504	+1.658	16:54:15.891
67	1:34.016	+1.170	16:55:49.907
68	1:34.607	+1.761	16:57:24.514
69	1:34.172	+1.326	16:58:58.686
70	1:34.422	+1.576	17:00:33.108
71	1:34.429	+1.583	17:02:07.537
72	1:34.110	+1.264	17:03:41.647

Lap	Lap Tm	Diff	Time of Day
73	1:35.032	+2.186	17:05:16.679
74	1:34.477	+1.631	17:06:51.156
75	1:36.152	+3.306	17:08:27.308
76	1:35.099	+2.253	17:10:02.407
77	1:35.312	+2.466	17:11:37.719
78	1:36.174	+3.328	17:13:13.893
79	1:34.995	+2.149	17:14:48.888
80	1:36.300	+3.454	17:16:25.188
81	1:35.164	+2.318	17:18:00.352
82	1:34.514	+1.668	17:19:34.866
83	1:35.299	+2.453	17:21:10.165
84	1:34.976	+2.130	17:22:45.141
85	1:35.858	+3.012	17:24:20.999
86	1:36.037	+3.191	17:25:57.036
87	1:36.677	+3.831	17:27:33.713

Best Tm: 1:33.943

(46) Baden/ Koenig

Joe Koenig

Lap	Lap Tm	Diff	Time of Day
1	1:43.145	+9.165	14:56:38.227
2	1:34.638	+0.658	14:58:12.865
3	1:36.402	+2.422	14:59:49.267
4	2:25.096	+51.116	15:02:14.363
5	2:19.452	+45.472	15:04:33.815
6	1:56.648	+22.668	15:06:30.463
7	1:34.120	+0.140	15:08:04.583
8	1:35.740	+1.760	15:09:40.323
9	1:34.415	+0.435	15:11:14.738
10	1:36.096	+2.116	15:12:50.834
11	1:35.515	+1.535	15:14:26.349
12	1:41.130	+7.150	15:16:07.479
13	2:15.371	+41.391	15:18:22.850
14	2:27.955	+53.975	15:20:50.805
15	1:59.951	+25.971	15:22:50.756
16	1:36.660	+2.680	15:24:27.416
17	1:35.115	+1.135	15:26:02.531
18	1:34.728	+0.748	15:27:37.259
19	1:34.692	+0.712	15:29:11.951
20	1:46.988	+13.008	15:30:58.939
p21	2:27.585	+53.605	15:33:26.524
22	2:29.287	+55.307	15:35:55.811
23	1:48.855	+14.875	15:37:44.666
24	1:36.612	+2.632	15:39:21.278
25	1:35.657	+1.677	15:40:56.935
26	1:36.477	+2.497	15:42:33.412
27	1:35.343	+1.363	15:44:08.755
28	1:34.188	+0.208	15:45:42.943
29	1:35.935	+1.955	15:47:18.878
30	1:35.997	+2.017	15:48:54.875
31	1:35.573	+1.593	15:50:30.448
32	1:34.287	+0.307	15:52:04.735
33	1:34.904	+0.924	15:53:39.639
34	1:36.179	+2.199	15:55:15.818
35	1:35.753	+1.773	15:56:51.571
36	1:35.063	+1.083	15:58:26.634
37	1:37.834	+3.854	16:00:04.468
38	1:36.749	+2.769	16:01:41.217
39	1:35.609	+1.629	16:03:16.826
40	1:36.362	+2.382	16:04:53.188
41	1:36.341	+2.361	16:06:29.529

Timing & Scoring

Race Director

Orbits 4

www.amb-it.com

www.mylaps.com

Licensed to: Grand American Road Racing



PROVISIONAL

New Jersey Motorsports Park

CTSCC

New Jersey Motorsports Park 2.250 Miles

Grand-Am CTSCC Race

7/17/2010 02:45 PM

Race (2:30:00 Time) started at 14:54:51

Lap	Lap Tm	Diff	Time of Day
42	1:35.560	+1.580	16:08:05.089
43	1:38.903	+4.923	16:09:43.992
44	1:49.765	+15.785	16:11:33.757
45	2:09.577	+35.597	16:13:43.334
46	2:19.014	+45.034	16:16:02.348
47	2:18.548	+44.568	16:18:20.896
48	2:07.577	+33.597	16:20:28.473
49	1:36.250	+2.270	16:22:04.723
50	1:36.752	+2.772	16:23:41.475
51	1:35.049	+1.069	16:25:16.524
52	1:42.087	+8.107	16:26:58.611
53	1:36.940	+2.960	16:28:35.551
54	1:37.454	+3.474	16:30:13.005
55	1:47.712	+13.732	16:32:00.717
p56	2:04.241	+30.261	16:34:04.958

Best Tm: 1:34.120

Mark Boden

57	3:17.832	+1:43.852	16:37:22.790
58	2:23.521	+49.541	16:39:46.311
59	2:29.854	+55.874	16:42:16.165
60	2:23.536	+49.556	16:44:39.701
61	1:46.613	+12.633	16:46:26.314
62	1:35.098	+1.118	16:48:01.412
63	1:36.082	+2.102	16:49:37.494
64	1:34.269	+0.289	16:51:11.763
65	1:33.980		16:52:45.743
66	1:34.414	+0.434	16:54:20.157
67	1:34.182	+0.202	16:55:54.339
68	1:35.393	+1.413	16:57:29.732
69	1:34.605	+0.625	16:59:04.337
70	1:34.494	+0.514	17:00:38.831
71	1:35.121	+1.141	17:02:13.952
72	1:37.484	+3.504	17:03:51.436
73	1:34.889	+0.909	17:05:26.325
74	1:35.729	+1.749	17:07:02.054
75	1:35.443	+1.463	17:08:37.497
76	1:35.260	+1.280	17:10:12.757
77	1:34.860	+0.880	17:11:47.617
78	1:35.010	+1.030	17:13:22.627
79	1:34.134	+0.154	17:14:56.761
80	1:34.680	+0.700	17:16:31.441
81	1:34.917	+0.937	17:18:06.358
82	1:36.115	+2.135	17:19:42.473
83	1:35.391	+1.411	17:21:17.864
84	1:35.295	+1.315	17:22:53.159
85	1:36.701	+2.721	17:24:29.860
86	1:35.084	+1.104	17:26:04.944
87	1:35.795	+1.815	17:27:40.739

Best Tm: 1:33.980

(198) Smalley/ Trinkler

Randall Smalley

1	1:43.670	+8.872	14:57:11.956
2	1:38.784	+3.986	14:58:50.740
3	1:49.927	+15.129	15:00:40.667
4	1:50.409	+15.611	15:02:31.076
5	2:16.919	+42.121	15:04:47.995
6	1:59.335	+24.537	15:06:47.330
7	1:38.408	+3.610	15:08:25.738

Lap	Lap Tm	Diff	Time of Day
8	1:38.703	+3.905	15:10:04.441
9	1:39.295	+4.497	15:11:43.736
10	1:40.693	+5.895	15:13:24.429
11	1:41.568	+6.770	15:15:05.997
12	1:42.600	+7.802	15:16:48.597
13	1:50.648	+15.850	15:18:39.245
14	2:26.808	+52.010	15:21:06.053
15	1:57.691	+22.893	15:23:03.744
16	1:38.767	+3.969	15:24:42.511
17	1:43.073	+8.275	15:26:25.584
18	1:39.452	+4.654	15:28:05.036
19	1:40.372	+5.574	15:29:45.408
20	1:41.696	+6.898	15:31:27.104
21	2:10.555	+35.757	15:33:37.659

Best Tm: 1:38.408

Owen Trinkler

p22	3:31.535	+1:56.737	15:37:09.194
23	1:47.237	+12.439	15:38:56.431
24	1:34.973	+0.175	15:40:31.404
25	1:35.148	+0.350	15:42:06.552
26	1:35.530	+0.732	15:43:42.082
27	1:35.026	+0.228	15:45:17.108
28	1:35.339	+0.541	15:46:52.447
29	1:35.554	+0.756	15:48:28.001
30	1:37.019	+2.221	15:50:05.020
31	1:37.799	+3.001	15:51:42.819
32	1:36.491	+1.693	15:53:19.310
33	1:35.584	+0.786	15:54:54.894
34	1:37.551	+2.753	15:56:32.445
35	1:39.626	+4.828	15:58:12.071
36	1:36.347	+1.549	15:59:48.418
37	1:37.002	+2.204	16:01:25.420
38	1:35.943	+1.145	16:03:01.363
39	1:36.009	+1.211	16:04:37.372
40	1:35.696	+0.898	16:06:13.068
41	1:36.186	+1.388	16:07:49.254
42	1:40.783	+5.985	16:09:30.037
43	1:55.998	+21.200	16:11:26.035
44	2:13.452	+38.654	16:13:39.487
45	1:50.647	+15.849	16:15:30.134
46	1:40.240	+5.442	16:17:10.374
47	1:42.022	+7.224	16:18:52.396
48	1:54.533	+19.735	16:20:46.929
49	1:38.699	+3.901	16:22:25.628
50	1:36.468	+1.670	16:24:02.096
51	1:37.336	+2.538	16:25:39.432
52	1:36.495	+1.697	16:27:15.927
53	1:36.096	+1.298	16:28:52.023
54	1:41.053	+6.255	16:30:33.076
55	1:51.012	+16.214	16:32:24.088
56	1:55.771	+20.973	16:34:19.859
p57	3:07.744	+1:32.946	16:37:27.603
58	2:23.605	+48.807	16:39:51.208
59	2:29.710	+54.912	16:42:20.918
60	2:22.724	+47.926	16:44:43.642
61	1:51.246	+16.448	16:46:34.888
62	1:36.940	+2.142	16:48:11.828
63	1:35.929	+1.131	16:49:47.757
64	1:35.450	+0.652	16:51:23.207
65	1:35.209	+0.411	16:52:58.416

Lap	Lap Tm	Diff	Time of Day
66	1:34.798		16:54:33.214
67	1:36.341	+1.543	16:56:09.555
68	1:35.886	+1.088	16:57:45.441
69	1:35.809	+1.011	16:59:21.250
70	1:36.200	+1.402	17:00:57.450
71	1:35.830	+1.032	17:02:33.280
72	1:35.903	+1.105	17:04:09.183
73	1:35.433	+0.635	17:05:44.616
74	1:36.224	+1.426	17:07:20.840
75	1:36.792	+1.994	17:08:57.632
76	1:36.538	+1.740	17:10:34.170
77	1:36.299	+1.501	17:12:10.469
78	1:36.480	+1.682	17:13:46.949
79	1:36.312	+1.514	17:15:23.261
80	1:36.238	+1.440	17:16:59.499
81	1:36.541	+1.743	17:18:36.040
82	1:37.367	+2.569	17:20:13.407
83	1:36.433	+1.635	17:21:49.840
84	1:37.045	+2.247	17:23:26.885
85	1:37.198	+2.400	17:25:04.083
86	1:37.260	+2.462	17:26:41.343

Best Tm: 1:34.798

(80) Clay/ White

David White

1	1:38.412	+2.638	14:57:04.065
2	1:36.010	+0.236	14:58:40.075
3	1:39.632	+3.858	15:00:19.707
4	1:59.309	+23.535	15:02:19.016
5	2:19.791	+44.017	15:04:38.807
6	1:58.546	+22.772	15:06:37.353
7	1:35.884	+0.110	15:08:13.237
8	1:35.834	+0.060	15:09:49.071
9	1:36.124	+0.350	15:11:25.195
10	1:36.730	+0.956	15:13:01.925
11	1:37.375	+1.601	15:14:39.300
12	1:47.293	+11.519	15:16:26.593
13	2:01.177	+25.403	15:18:27.770
14	2:28.331	+52.557	15:20:56.101
15	1:58.744	+22.970	15:22:54.845
16	1:36.818	+1.044	15:24:31.663
17	1:36.763	+0.989	15:26:08.426
18	1:36.558	+0.784	15:27:44.984
19	1:38.098	+2.324	15:29:23.082
20	1:44.874	+9.100	15:31:07.956
21	2:18.924	+43.150	15:33:26.880
22	2:16.643	+40.869	15:35:43.523
23	2:02.042	+26.268	15:37:45.565
24	1:38.451	+2.677	15:39:24.016
25	1:37.308	+1.534	15:41:01.324
26	1:37.272	+1.498	15:42:38.596
27	1:36.713	+0.939	15:44:15.309
28	1:36.567	+0.793	15:45:51.876
29	1:36.789	+1.015	15:47:28.665
30	1:36.977	+1.203	15:49:05.642
31	1:37.304	+1.530	15:50:42.946
32	1:37.053	+1.279	15:52:19.999
33	1:36.999	+1.225	15:53:56.998
34	1:36.619	+0.845	15:55:33.617
35	1:37.788	+2.014	15:57:11.405

Timing & Scoring

Race Director

Orbits 4

www.amb-it.com

www.mylaps.com

Licensed to: Grand American Road Racing



PROVISIONAL

New Jersey Motorsports Park

CTSCC

New Jersey Motorsports Park 2.250 Miles

Grand-Am CTSCC Race

7/17/2010 02:45 PM

Race (2:30:00 Time) started at 14:54:51

Lap	Lap Tm	Diff	Time of Day
36	1:37.162	+1.388	15:58:48.567
37	1:36.950	+1.176	16:00:25.517
38	1:37.089	+1.315	16:02:02.606
39	1:37.652	+1.878	16:03:40.258
p40	1:48.645	+12.871	16:05:28.903
Best Tm: 1:35.834			
James Clay			
41	2:29.017	+53.243	16:07:57.920
42	1:39.807	+4.033	16:09:37.727
43	1:54.738	+18.964	16:11:32.465
44	2:10.246	+34.472	16:13:42.711
45	1:50.249	+14.475	16:15:32.960
46	1:39.468	+3.694	16:17:12.428
47	1:40.780	+5.006	16:18:53.208
48	1:54.696	+18.922	16:20:47.904
49	1:38.031	+2.257	16:22:25.935
50	1:38.231	+2.457	16:24:04.166
51	1:36.926	+1.152	16:25:41.092
52	1:37.935	+2.161	16:27:19.027
53	1:35.945	+0.171	16:28:54.972
54	1:41.032	+5.258	16:30:36.004
55	1:53.371	+17.597	16:32:29.375
56	1:56.362	+20.588	16:34:25.737
57	2:44.845	+1:09.071	16:37:10.582
58	2:25.672	+49.898	16:39:36.254
59	2:27.736	+51.962	16:42:03.990
60	2:26.762	+50.988	16:44:30.752
61	1:57.358	+21.584	16:46:28.110
62	1:38.769	+2.995	16:48:06.879
63	1:35.939	+0.165	16:49:42.818
64	1:37.457	+1.683	16:51:20.275
65	1:35.774		16:52:56.049
66	1:36.005	+0.231	16:54:32.054
67	1:37.946	+2.172	16:56:10.000
68	1:36.366	+0.592	16:57:46.366
69	1:37.193	+1.419	16:59:23.559
70	1:36.029	+0.255	17:00:59.588
71	1:36.693	+0.919	17:02:36.281
72	1:36.639	+0.865	17:04:12.920
73	1:36.458	+0.684	17:05:49.378
74	1:37.660	+1.886	17:07:27.038
75	1:36.688	+0.914	17:09:03.726
76	1:36.666	+0.892	17:10:40.392
77	1:36.834	+1.060	17:12:17.226
78	1:36.636	+0.862	17:13:53.862
79	1:37.489	+1.715	17:15:31.351
80	1:38.356	+2.582	17:17:09.707
81	1:37.724	+1.950	17:18:47.431
82	1:37.006	+1.232	17:20:24.437
83	1:37.348	+1.574	17:22:01.785
84	1:39.022	+3.248	17:23:40.807
85	1:37.562	+1.788	17:25:18.369
86	1:39.045	+3.271	17:26:57.414
Best Tm: 1:35.774			

(18) Jensen/ Gerrard

Martin Jensen			
1	1:36.885	+1.450	14:57:02.018
2	1:35.702	+0.267	14:58:37.720

Lap	Lap Tm	Diff	Time of Day
3	1:37.554	+2.119	15:00:15.274
4	2:01.035	+25.600	15:02:16.309
5	2:19.598	+44.163	15:04:35.907
6	1:59.361	+23.926	15:06:35.268
7	1:35.435		15:08:10.703
8	1:36.139	+0.704	15:09:46.842
9	1:36.264	+0.829	15:11:23.106
10	1:36.545	+1.110	15:12:59.651
11	1:36.415	+0.980	15:14:36.066
12	1:43.343	+7.908	15:16:19.409
13	2:05.242	+29.807	15:18:24.651
14	2:27.984	+52.549	15:20:52.635
15	1:59.229	+23.794	15:22:51.864
16	1:36.366	+0.931	15:24:28.230
17	1:35.811	+0.376	15:26:04.041
18	1:36.046	+0.611	15:27:40.087
19	1:36.009	+0.574	15:29:16.096
20	1:47.439	+12.004	15:31:03.535
21	2:19.285	+43.850	15:33:22.820
22	2:17.892	+42.457	15:35:40.712
23	2:03.242	+27.807	15:37:43.954
24	1:38.496	+3.061	15:39:22.450
25	1:37.191	+1.756	15:40:59.641
26	1:36.120	+0.685	15:42:35.761
27	1:36.471	+1.036	15:44:12.232
28	1:36.256	+0.821	15:45:48.488
29	1:36.671	+1.236	15:47:25.159
30	1:36.688	+1.253	15:49:01.847
31	1:36.672	+1.237	15:50:38.519
32	1:37.315	+1.880	15:52:15.834
33	1:36.641	+1.206	15:53:52.475
34	1:36.903	+1.468	15:55:29.378
35	1:37.018	+1.583	15:57:06.396
36	1:36.874	+1.439	15:58:43.270
37	1:37.413	+1.978	16:00:20.683
38	1:36.578	+1.143	16:01:57.261
39	1:36.723	+1.288	16:03:33.984
40	1:38.664	+3.229	16:05:12.648
p41	1:47.974	+12.539	16:07:00.622
Best Tm: 1:35.435			
Paul Gerrard			
42	2:28.282	+52.847	16:09:28.904
43	1:55.311	+19.876	16:11:24.215
44	2:13.866	+38.431	16:13:38.081
45	1:50.983	+15.548	16:15:29.064
46	1:41.090	+5.655	16:17:10.154
47	1:41.867	+6.432	16:18:52.021
48	1:53.711	+18.276	16:20:45.732
49	1:39.264	+3.829	16:22:24.996
50	1:38.006	+2.571	16:24:03.002
51	1:37.600	+2.165	16:25:40.602
52	1:36.496	+1.061	16:27:17.098
53	1:37.018	+1.583	16:28:54.116
54	1:39.963	+4.528	16:30:34.079
55	1:50.834	+15.399	16:32:24.913
56	1:56.338	+20.903	16:34:21.251
57	2:45.335	+1:09.900	16:37:06.586
58	2:26.081	+50.646	16:39:32.667
59	2:26.618	+51.183	16:41:59.285
60	2:27.197	+51.762	16:44:26.482

Lap	Lap Tm	Diff	Time of Day
61	1:59.724	+24.289	16:46:26.206
62	1:39.417	+3.982	16:48:05.623
63	1:36.039	+0.604	16:49:41.662
64	1:36.585	+1.150	16:51:18.247
65	1:37.134	+1.699	16:52:55.381
66	1:36.524	+1.089	16:54:31.905
67	1:37.071	+1.636	16:56:08.976
68	1:37.257	+1.822	16:57:46.233
69	1:36.856	+1.421	16:59:23.089
70	1:36.131	+0.696	17:00:59.220
71	1:36.779	+1.344	17:02:35.999
72	1:36.620	+1.185	17:04:12.619
73	1:36.624	+1.189	17:05:49.243
74	1:37.766	+2.331	17:07:27.009
75	1:37.554	+2.119	17:09:04.563
76	1:37.069	+1.634	17:10:41.632
77	1:37.156	+1.721	17:12:18.788
78	1:37.091	+1.656	17:13:55.879
79	1:37.308	+1.873	17:15:33.187
80	1:38.286	+2.851	17:17:11.473
81	1:37.254	+1.819	17:18:48.727
82	1:37.305	+1.870	17:20:26.032
83	1:37.786	+2.351	17:22:03.818
84	1:38.150	+2.715	17:23:41.968
85	1:38.632	+3.197	17:25:20.600
86	1:39.295	+3.860	17:26:59.895
Best Tm: 1:36.039			
(75) Lutz/ Eversley			
Zach Lutz			
1	1:38.313	+2.784	14:57:03.742
2	1:35.967	+0.438	14:58:39.709
3	1:39.115	+3.586	15:00:18.824
4	1:59.316	+23.787	15:02:18.140
5	2:19.546	+44.017	15:04:37.686
6	1:58.809	+23.280	15:06:36.495
7	1:35.979	+0.450	15:08:12.474
8	1:35.856	+0.327	15:09:48.330
9	1:36.343	+0.814	15:11:24.673
10	1:36.798	+1.269	15:13:01.471
11	1:36.946	+1.417	15:14:38.417
12	1:43.579	+8.050	15:16:21.996
13	2:04.107	+28.578	15:18:26.103
14	2:28.189	+52.660	15:20:54.292
15	1:58.419	+22.890	15:22:52.711
16	1:36.897	+1.368	15:24:29.608
17	1:35.780	+0.251	15:26:05.388
18	1:36.113	+0.584	15:27:41.501
19	1:36.930	+1.401	15:29:18.431
20	1:46.758	+11.229	15:31:05.189
21	2:19.156	+43.627	15:33:24.345
p22	2:20.868	+45.339	15:35:45.213
Best Tm: 1:35.780			
Ryan Eversley			
23	2:28.973	+53.444	15:38:14.186
24	1:35.978	+0.449	15:39:50.164
25	1:35.529		15:41:25.693
26	1:35.899	+0.370	15:43:01.592
27	1:35.570	+0.041	15:44:37.162

Timing & Scoring

Race Director

Orbits 4

www.amb-it.com

www.mylaps.com

Licensed to: Grand American Road Racing



PROVISIONAL

New Jersey Motorsports Park

CTSCC

New Jersey Motorsports Park 2.250 Miles

Grand-Am CTSCC Race

7/17/2010 02:45 PM

Race (2:30:00 Time) started at 14:54:51

Lap	Lap Tm	Diff	Time of Day
28	1:35.987	+0.458	15:46:13.149
29	1:36.025	+0.496	15:47:49.174
30	1:37.747	+2.218	15:49:26.921
31	1:37.624	+2.095	15:51:04.545
32	1:36.009	+0.480	15:52:40.554
33	1:35.940	+0.411	15:54:16.494
34	1:36.769	+1.240	15:55:53.263
p35	1:46.116	+10.587	15:57:39.379
36	2:08.643	+33.114	15:59:48.022
37	1:37.485	+1.956	16:01:25.507
38	1:36.128	+0.599	16:03:01.635
39	1:37.219	+1.690	16:04:38.854
40	1:37.822	+2.293	16:06:16.676
41	1:36.814	+1.285	16:07:53.490
42	1:41.392	+5.863	16:09:34.882
43	1:53.536	+18.007	16:11:28.418
44	2:13.219	+37.690	16:13:41.637
45	1:50.689	+15.160	16:15:32.326
46	1:39.788	+4.259	16:17:12.114
47	1:40.605	+5.076	16:18:52.719
48	1:54.795	+19.266	16:20:47.514
49	1:38.227	+2.698	16:22:25.741
50	1:38.053	+2.524	16:24:03.794
51	1:37.101	+1.572	16:25:40.895
52	1:37.624	+2.095	16:27:18.519
53	1:35.901	+0.372	16:28:54.420
54	1:39.393	+3.864	16:30:33.813
55	1:54.341	+18.812	16:32:28.154
56	1:55.837	+20.308	16:34:23.991
57	2:44.801	+1:09.272	16:37:08.792
58	2:26.509	+50.980	16:39:35.301
59	2:27.705	+52.176	16:42:03.006
60	2:27.013	+51.484	16:44:30.019
61	1:57.694	+22.165	16:46:27.713
62	1:38.471	+2.942	16:48:06.184
63	1:35.889	+0.360	16:49:42.073
64	1:36.357	+0.828	16:51:18.430
65	1:36.533	+1.004	16:52:54.963
66	1:36.493	+0.964	16:54:31.456
67	1:36.254	+0.725	16:56:07.710
68	1:36.221	+0.692	16:57:43.931
69	1:36.683	+1.154	16:59:20.614
70	1:37.393	+1.864	17:00:58.007
71	1:36.519	+0.990	17:02:34.526
72	1:36.993	+1.464	17:04:11.519
73	1:37.343	+1.814	17:05:48.862
74	1:37.379	+1.850	17:07:26.241
75	1:36.592	+1.063	17:09:02.833
76	1:36.569	+1.040	17:10:39.402
77	1:37.124	+1.595	17:12:16.526
78	1:37.225	+1.696	17:13:53.751
79	1:38.497	+2.968	17:15:32.248
80	1:38.465	+2.936	17:17:10.713
81	1:37.708	+2.179	17:18:48.421
82	1:39.034	+3.505	17:20:27.455
83	1:38.156	+2.627	17:22:05.611
84	1:37.781	+2.252	17:23:43.392
85	1:39.028	+3.499	17:25:22.420
86	1:38.648	+3.119	17:27:01.068

Best Tm: 1:35.529

Lap	Lap Tm	Diff	Time of Day
(81) Thomas/ Heumann			
Bill Heumann			
1	1:42.072	+6.174	14:57:10.786
2	1:38.890	+2.992	14:58:49.676
3	1:49.762	+13.864	15:00:39.438
4	1:49.642	+13.744	15:02:29.080
5	2:17.489	+41.591	15:04:46.569
6	1:59.387	+23.489	15:06:45.956
7	1:38.467	+2.569	15:08:24.423
8	1:39.001	+3.103	15:10:03.424
9	1:39.431	+3.533	15:11:42.855
10	1:40.479	+4.581	15:13:23.334
11	1:41.115	+5.217	15:15:04.449
12	1:41.776	+5.878	15:16:46.225
13	1:51.266	+15.368	15:18:37.491
14	2:27.493	+51.595	15:21:04.984
15	1:57.412	+21.514	15:23:02.396
16	1:38.495	+2.597	15:24:40.891
17	1:43.454	+7.556	15:26:24.345
18	1:40.293	+4.395	15:28:04.638
19	1:39.880	+3.982	15:29:44.518
20	1:41.461	+5.563	15:31:25.979
p21	2:18.176	+42.278	15:33:44.155
Best Tm: 1:38.467			
Seth Thomas			
22	2:26.934	+51.036	15:36:11.089
23	1:44.537	+8.639	15:37:55.626
24	1:39.250	+3.352	15:39:34.876
25	1:37.238	+1.340	15:41:12.114
p26	1:46.323	+10.425	15:42:58.437
27	2:09.182	+33.284	15:45:07.619
28	1:37.245	+1.347	15:46:44.864
29	1:36.990	+1.092	15:48:21.854
30	1:36.453	+0.555	15:49:58.307
31	1:37.721	+1.823	15:51:36.028
32	1:37.903	+2.005	15:53:13.931
33	1:39.736	+3.838	15:54:53.667
34	1:37.631	+1.733	15:56:31.298
35	1:38.497	+2.599	15:58:09.795
36	1:37.970	+2.072	15:59:47.765
37	1:38.680	+2.782	16:01:26.445
38	1:37.642	+1.744	16:03:04.087
39	1:38.159	+2.261	16:04:42.246
40	1:37.255	+1.357	16:06:19.501
41	1:37.564	+1.666	16:07:57.065
42	1:39.186	+3.288	16:09:36.251
43	1:55.432	+19.534	16:11:31.683
p44	2:18.636	+42.738	16:13:50.319
45	2:33.908	+58.010	16:16:24.227
46	2:11.427	+35.529	16:18:35.654
47	2:02.458	+26.560	16:20:38.112
48	1:36.780	+0.882	16:22:14.892
49	1:36.896	+0.998	16:23:51.788
50	1:37.031	+1.133	16:25:28.819
51	1:36.066	+0.168	16:27:04.885
52	1:35.928	+0.030	16:28:40.813
53	1:37.226	+1.328	16:30:18.039
54	1:47.248	+11.350	16:32:05.287
55	1:58.088	+22.190	16:34:03.375

Lap	Lap Tm	Diff	Time of Day
56	1:47.819	+11.921	16:35:51.194
57	1:39.784	+3.886	16:37:30.978
58	2:18.325	+42.427	16:39:49.303
59	2:29.712	+53.814	16:42:19.015
60	2:23.125	+47.227	16:44:42.140
61	1:52.160	+16.262	16:46:34.300
62	1:37.545	+1.647	16:48:11.845
63	1:37.820	+1.922	16:49:49.665
64	1:37.068	+1.170	16:51:26.733
65	1:36.720	+0.822	16:53:03.453
66	1:36.056	+0.158	16:54:39.509
67	1:36.020	+0.122	16:56:15.529
68	1:35.898		16:57:51.427
69	1:37.414	+1.516	16:59:28.841
70	1:37.320	+1.422	17:01:06.161
71	1:36.505	+0.607	17:02:42.666
72	1:36.556	+0.658	17:04:19.222
73	1:36.976	+1.078	17:05:56.198
74	1:37.051	+1.153	17:07:33.249
75	1:37.866	+1.968	17:09:11.115
76	1:36.739	+0.841	17:10:47.854
77	1:37.033	+1.135	17:12:24.887
78	1:37.921	+2.023	17:14:02.808
79	1:36.936	+1.038	17:15:39.744
80	1:36.743	+0.845	17:17:16.487
81	1:36.860	+0.962	17:18:53.347
82	1:37.820	+1.922	17:20:31.167
83	1:37.137	+1.239	17:22:08.304
84	1:37.460	+1.562	17:23:45.764
85	1:37.657	+1.759	17:25:23.421
86	1:37.864	+1.966	17:27:01.285
Best Tm: 1:35.898			
(171) Piovannetti/ Massari			
Francesco Piovannetti			
1	1:41.005	+4.121	14:57:15.520
2	1:39.696	+2.812	14:58:55.216
3	1:51.541	+14.657	15:00:46.757
4	1:51.864	+14.980	15:02:38.621
5	2:13.610	+36.726	15:04:52.231
6	1:58.621	+21.737	15:06:50.852
7	1:38.852	+1.968	15:08:29.704
8	1:37.480	+0.596	15:10:07.184
9	1:37.999	+1.115	15:11:45.183
10	1:40.554	+3.670	15:13:25.737
11	1:41.046	+4.162	15:15:06.783
12	1:43.154	+6.270	15:16:49.937
13	1:50.804	+13.920	15:18:40.741
14	2:27.279	+50.395	15:21:08.020
15	1:56.670	+19.786	15:23:04.690
16	1:38.458	+1.574	15:24:43.148
17	1:42.770	+5.886	15:26:25.918
18	1:39.331	+2.447	15:28:05.249
19	1:40.932	+4.048	15:29:46.181
20	1:41.224	+4.340	15:31:27.405
21	2:10.674	+33.790	15:33:38.079
p22	2:21.255	+44.371	15:35:59.334
Best Tm: 1:37.480			
Anthony Massari			

Timing & Scoring

Race Director

Orbits 4

www.amb-it.com

www.mylaps.com

Licensed to: Grand American Road Racing



PROVISIONAL

New Jersey Motorsports Park

CTSCC

New Jersey Motorsports Park 2.250 Miles

Grand-Am CTSCC Race

7/17/2010 02:45 PM

Race (2:30:00 Time) started at 14:54:51

Lap	Lap Tm	Diff	Time of Day
23	2:43.957	+1:07.073	15:38:43.291
24	1:37.875	+0.991	15:40:21.166
25	1:37.581	+0.697	15:41:58.747
26	1:38.119	+1.235	15:43:36.866
27	1:38.096	+1.212	15:45:14.962
28	1:37.759	+0.875	15:46:52.721
29	1:40.211	+3.327	15:48:32.932
30	1:37.804	+0.920	15:50:10.736
31	1:38.191	+1.307	15:51:48.927
32	1:41.134	+4.250	15:53:30.061
33	1:38.743	+1.859	15:55:08.804
34	1:39.123	+2.239	15:56:47.927
35	1:38.100	+1.216	15:58:26.027
36	1:39.557	+2.673	16:00:05.584
37	1:38.612	+1.728	16:01:44.196
38	1:37.492	+0.608	16:03:21.688
39	1:38.503	+1.619	16:05:00.191
40	1:38.518	+1.634	16:06:38.709
41	1:38.539	+1.655	16:08:17.248
42	1:40.664	+3.780	16:09:57.912
43	1:42.949	+6.065	16:11:40.861
p44	2:13.717	+36.833	16:13:54.578
45	2:20.966	+44.082	16:16:15.544
46	2:18.521	+41.637	16:18:34.065
47	2:02.863	+25.979	16:20:36.928
48	1:37.698	+0.814	16:22:14.626
49	1:38.419	+1.535	16:23:53.045
50	1:37.317	+0.433	16:25:30.362
51	1:38.001	+1.117	16:27:08.363
52	1:37.333	+0.449	16:28:45.696
53	1:39.744	+2.860	16:30:25.440
54	1:49.172	+12.288	16:32:14.612
55	1:53.734	+16.850	16:34:08.346
56	1:54.030	+17.146	16:36:02.376
57	1:38.633	+1.749	16:37:41.009
58	2:15.091	+38.207	16:39:56.100
59	2:28.693	+51.809	16:42:24.793
60	2:22.404	+45.520	16:44:47.197
61	1:48.648	+11.764	16:46:35.845
62	1:38.766	+1.882	16:48:14.611
63	1:38.879	+1.995	16:49:53.490
64	1:37.806	+0.922	16:51:31.296
65	1:36.884		16:53:08.180
66	1:38.802	+1.918	16:54:46.982
67	1:37.625	+0.741	16:56:24.607
68	1:37.697	+0.813	16:58:02.304
69	1:37.594	+0.710	16:59:39.898
70	1:37.784	+0.900	17:01:17.682
71	1:38.016	+1.132	17:02:55.698
72	1:38.357	+1.473	17:04:34.055
73	1:37.591	+0.707	17:06:11.646
74	1:37.619	+0.735	17:07:49.265
75	1:38.715	+1.831	17:09:27.980
76	1:38.278	+1.394	17:11:06.258
77	1:40.555	+3.671	17:12:46.813
78	1:38.131	+1.247	17:14:24.944
79	1:38.522	+1.638	17:16:03.466
80	1:39.631	+2.747	17:17:43.097
81	1:38.157	+1.273	17:19:21.254
82	1:38.346	+1.462	17:20:59.600
83	1:37.631	+0.747	17:22:37.231

Lap	Lap Tm	Diff	Time of Day
84	1:37.768	+0.884	17:24:14.999
85	1:37.983	+1.099	17:25:52.982
86	1:38.602	+1.718	17:27:31.584
Best Tm: 1:36.884			
(197) Cattaneo/ Mirzayan/ Owen Trink			
Sarah Cattaneo			
1	1:40.757	+4.143	14:57:07.253
2	1:37.399	+0.785	14:58:44.652
3	1:40.404	+3.790	15:00:25.056
4	1:58.353	+21.739	15:02:23.409
5	2:18.778	+42.164	15:04:42.187
6	1:59.934	+23.320	15:06:42.121
7	1:37.656	+1.042	15:08:19.777
8	1:36.677	+0.063	15:09:56.454
9	1:36.691	+0.077	15:11:33.145
10	1:37.245	+0.631	15:13:10.390
11	1:37.618	+1.004	15:14:48.008
12	1:42.971	+6.357	15:16:30.979
13	1:59.456	+22.842	15:18:30.435
14	2:28.709	+52.095	15:20:59.144
15	1:59.626	+23.012	15:22:58.770
16	1:36.937	+0.323	15:24:35.707
17	1:36.989	+0.375	15:26:12.696
18	1:37.467	+0.853	15:27:50.163
19	1:37.291	+0.677	15:29:27.454
20	1:47.240	+10.626	15:31:14.694
21	2:15.981	+39.367	15:33:30.675
22	2:16.199	+39.585	15:35:46.874
23	2:01.093	+24.479	15:37:47.967
24	1:38.453	+1.839	15:39:26.420
25	1:38.223	+1.609	15:41:04.643
26	1:37.344	+0.730	15:42:41.987
27	1:37.731	+1.117	15:44:19.718
28	1:37.319	+0.705	15:45:57.037
29	1:37.488	+0.874	15:47:34.525
30	1:38.985	+2.371	15:49:13.510
31	1:37.726	+1.112	15:50:51.236
32	1:37.855	+1.241	15:52:29.091
33	1:37.557	+0.943	15:54:06.648
34	1:38.020	+1.406	15:55:44.668
35	1:37.763	+1.149	15:57:22.431
36	1:38.012	+1.398	15:59:00.443
37	1:37.808	+1.194	16:00:38.251
38	1:37.644	+1.030	16:02:15.895
39	1:38.287	+1.673	16:03:54.182
40	1:38.865	+2.251	16:05:33.047
41	1:40.498	+3.884	16:07:13.545
42	1:41.071	+4.457	16:08:54.616
43	2:18.220	+41.606	16:11:12.836
Best Tm: 1:36.677			
VJ Mirzayan			
p44	3:29.144	+1:52.530	16:14:41.980
45	1:56.947	+20.333	16:16:38.927
46	1:58.473	+21.859	16:18:37.400
47	2:02.599	+25.985	16:20:39.999
48	1:37.551	+0.937	16:22:17.550
49	1:37.366	+0.752	16:23:54.916
50	1:36.887	+0.273	16:25:31.803

Lap	Lap Tm	Diff	Time of Day
51	1:37.321	+0.707	16:27:09.124
52	1:37.880	+1.266	16:28:47.004
53	1:40.872	+4.258	16:30:27.876
54	1:49.453	+12.839	16:32:17.329
55	1:55.931	+19.317	16:34:13.260
56	2:08.805	+32.191	16:36:22.065
57	1:40.795	+4.181	16:38:02.860
58	2:00.310	+23.696	16:40:03.170
59	2:28.139	+51.525	16:42:31.309
60	2:20.253	+43.639	16:44:51.562
61	1:47.137	+10.523	16:46:38.699
62	1:37.967	+1.353	16:48:16.666
63	1:37.909	+1.295	16:49:54.575
64	1:38.093	+1.479	16:51:32.668
65	1:38.214	+1.600	16:53:10.882
66	1:38.902	+2.288	16:54:49.784
67	1:37.244	+0.630	16:56:27.028
68	1:38.432	+1.818	16:58:05.460
69	1:37.343	+0.729	16:59:42.803
70	1:36.614		17:01:19.417
71	1:37.527	+0.913	17:02:56.944
72	1:38.249	+1.635	17:04:35.193
73	1:38.013	+1.399	17:06:13.206
74	1:38.833	+2.219	17:07:52.039
75	1:38.734	+2.120	17:09:30.773
76	1:37.870	+1.256	17:11:08.643
77	1:39.809	+3.195	17:12:48.452
78	1:38.033	+1.419	17:14:26.485
79	1:38.678	+2.064	17:16:05.163
80	1:39.332	+2.718	17:17:44.495
81	1:38.760	+2.146	17:19:23.255
82	1:38.398	+1.784	17:21:01.653
83	1:38.192	+1.578	17:22:39.845
84	1:37.917	+1.303	17:24:17.762
85	1:38.253	+1.639	17:25:56.015
86	1:39.474	+2.860	17:27:35.489
Best Tm: 1:36.614			
(10) Lally / Jonsson			
Andy Lally			
1	1:40.396	+3.770	14:57:08.135
2	1:37.751	+1.125	14:58:45.886
3	1:40.391	+3.765	15:00:26.277
4	1:58.123	+21.497	15:02:24.400
5	2:18.701	+42.075	15:04:43.101
6	1:59.904	+23.278	15:06:43.005
7	1:37.784	+1.158	15:08:20.789
8	1:37.185	+0.559	15:09:57.974
9	1:36.626		15:11:34.600
10	1:36.833	+0.207	15:13:11.433
11	1:37.365	+0.739	15:14:48.798
12	1:43.473	+6.847	15:16:32.271
13	1:59.227	+22.601	15:18:31.498
14	2:28.528	+51.902	15:21:00.026
15	1:59.078	+22.452	15:22:59.104
16	1:37.331	+0.705	15:24:36.435
17	1:36.646	+0.020	15:26:13.081
18	1:37.730	+1.104	15:27:50.811
19	1:37.868	+1.242	15:29:28.679
20	1:46.724	+10.098	15:31:15.403

Timing & Scoring

Race Director

Orbits 4

www.amb-it.com

www.mylaps.com

Licensed to: Grand American Road Racing



PROVISIONAL

New Jersey Motorsports Park

CTSCC

New Jersey Motorsports Park 2.250 Miles

Grand-Am CTSCC Race

7/17/2010 02:45 PM

Race (2:30:00 Time) started at 14:54:51

Lap	Lap Tm	Diff	Time of Day
21	2:16.645	+40.019	15:33:32.048
22	2:15.820	+39.194	15:35:47.868
23	2:01.703	+25.077	15:37:49.571
24	1:37.901	+1.275	15:39:27.472
25	1:38.449	+1.823	15:41:05.921
26	1:36.815	+0.189	15:42:42.736
27	1:37.633	+1.007	15:44:20.369
28	1:37.276	+0.650	15:45:57.645
29	1:37.520	+0.894	15:47:35.165
30	1:38.301	+1.675	15:49:13.466
31	1:37.723	+1.097	15:50:51.189
32	1:37.232	+0.606	15:52:28.421
33	1:38.077	+1.451	15:54:06.498
34	1:37.859	+1.233	15:55:44.357
35	1:37.905	+1.279	15:57:22.262
36	1:37.618	+0.992	15:58:59.880
37	1:37.271	+0.645	16:00:37.151
38	1:37.748	+1.122	16:02:14.899
39	1:37.637	+1.011	16:03:52.536
40	1:37.934	+1.308	16:05:30.470
41	1:38.316	+1.690	16:07:08.786
42	1:38.829	+2.203	16:08:47.615
43	2:22.650	+46.024	16:11:10.265
44	2:23.623	+46.997	16:13:33.888
45	1:51.723	+15.097	16:15:25.611
Best Tm: 1:36.626			
p46	2:27.036	+50.410	16:17:52.647
Nic Jonsson			
47	1:53.234	+16.608	16:19:45.881
48	1:39.787	+3.161	16:21:25.668
49	1:38.215	+1.589	16:23:03.883
50	1:38.179	+1.553	16:24:42.062
51	1:37.454	+0.828	16:26:19.516
52	1:37.413	+0.787	16:27:56.929
53	1:37.792	+1.166	16:29:34.721
54	1:39.871	+3.245	16:31:14.592
55	1:42.569	+5.943	16:32:57.161
56	1:43.749	+7.123	16:34:40.910
57	2:38.395	+1:01.769	16:37:19.305
58	2:24.329	+47.703	16:39:43.634
59	2:29.343	+52.717	16:42:12.977
60	2:25.625	+48.999	16:44:38.602
61	1:55.443	+18.817	16:46:34.045
62	1:40.245	+3.619	16:48:14.290
63	1:37.480	+0.854	16:49:51.770
64	1:37.218	+0.592	16:51:28.988
65	1:37.794	+1.168	16:53:06.782
66	1:38.529	+1.903	16:54:45.311
67	1:37.985	+1.359	16:56:23.296
68	1:37.872	+1.246	16:58:01.168
69	1:38.344	+1.718	16:59:39.512
70	1:37.360	+0.734	17:01:16.872
71	1:38.772	+2.146	17:02:55.644
72	1:38.904	+2.278	17:04:34.548
73	1:38.297	+1.671	17:06:12.845
74	1:38.648	+2.022	17:07:51.493
75	1:39.107	+2.481	17:09:30.600
76	1:37.863	+1.237	17:11:08.463
77	1:38.975	+2.349	17:12:47.438

Lap	Lap Tm	Diff	Time of Day
78	1:38.234	+1.608	17:14:25.672
79	1:38.561	+1.935	17:16:04.233
80	1:39.534	+2.908	17:17:43.767
81	1:38.236	+1.610	17:19:22.003
82	1:38.861	+2.235	17:21:00.864
83	1:38.009	+1.383	17:22:38.873
84	1:38.785	+2.159	17:24:17.658
85	1:37.943	+1.317	17:25:55.601
86	1:40.747	+4.121	17:27:36.348
Best Tm: 1:37.218			
(71) Ferguson/ DeMan			
Dan Ferguson			
1	1:40.645	+4.571	14:57:08.427
2	1:37.858	+1.784	14:58:46.285
3	1:40.393	+4.319	15:00:26.678
4	1:58.475	+22.401	15:02:25.153
5	2:18.385	+42.311	15:04:43.538
6	1:59.763	+23.689	15:06:43.301
7	1:37.499	+1.425	15:08:20.800
8	1:36.074		15:09:56.874
9	1:36.351	+0.277	15:11:33.225
10	1:36.246	+0.172	15:13:09.471
11	1:37.437	+1.363	15:14:46.908
12	1:43.084	+7.010	15:16:29.992
13	1:59.594	+23.520	15:18:29.586
14	2:28.605	+52.531	15:20:58.191
15	1:59.837	+23.763	15:22:58.028
16	1:36.960	+0.886	15:24:34.988
17	1:36.631	+0.557	15:26:11.619
18	1:36.315	+0.241	15:27:47.934
19	1:38.434	+2.360	15:29:26.368
20	1:47.019	+10.945	15:31:13.387
21	2:16.333	+40.259	15:33:29.720
22	2:16.254	+40.180	15:35:45.974
23	2:00.971	+24.897	15:37:46.945
24	1:38.762	+2.688	15:39:25.707
25	1:37.834	+1.760	15:41:03.541
26	1:37.018	+0.944	15:42:40.559
27	1:36.245	+0.171	15:44:16.804
28	1:36.724	+0.650	15:45:53.528
29	1:37.079	+1.005	15:47:30.607
30	1:38.814	+2.740	15:49:09.421
31	1:38.463	+2.389	15:50:47.884
32	1:37.966	+1.892	15:52:25.850
33	1:38.362	+2.288	15:54:04.212
34	1:37.970	+1.896	15:55:42.182
35	1:37.644	+1.570	15:57:19.826
36	1:37.916	+1.842	15:58:57.742
37	1:38.380	+2.306	16:00:36.122
38	1:39.144	+3.070	16:02:15.266
39	1:38.616	+2.542	16:03:53.882
40	1:38.682	+2.608	16:05:32.564
41	1:40.715	+4.641	16:07:13.279
42	1:40.529	+4.455	16:08:53.808
43	2:18.301	+42.227	16:11:12.109
Best Tm: 1:36.074			
p44	3:44.979	+2:08.905	16:14:57.088

Lap	Lap Tm	Diff	Time of Day
45	1:52.307	+16.233	16:16:49.395
Rick DeMan			
46	1:49.892	+13.818	16:18:39.287
47	2:01.799	+25.725	16:20:41.086
48	1:37.512	+1.438	16:22:18.598
49	1:37.121	+1.047	16:23:55.719
50	1:36.880	+0.806	16:25:32.599
51	1:36.880	+0.806	16:27:09.479
52	1:36.907	+0.833	16:28:46.386
53	1:40.476	+4.402	16:30:26.862
54	1:49.104	+13.030	16:32:15.966
55	1:55.520	+19.446	16:34:11.486
56	2:07.153	+31.079	16:36:18.639
57	1:40.856	+4.782	16:37:59.495
58	2:01.358	+25.284	16:40:00.853
59	2:28.770	+52.696	16:42:29.623
60	2:20.702	+44.628	16:44:50.325
61	1:47.932	+11.858	16:46:38.257
62	1:38.086	+2.012	16:48:16.343
63	1:37.642	+1.568	16:49:53.985
64	1:38.317	+2.243	16:51:32.302
65	1:37.123	+1.049	16:53:09.425
66	1:38.349	+2.275	16:54:47.774
67	1:37.358	+1.284	16:56:25.132
68	1:38.091	+2.017	16:58:03.223
69	1:36.909	+0.835	16:59:40.132
70	1:37.865	+1.791	17:01:17.997
71	1:38.646	+2.572	17:02:56.643
72	1:38.447	+2.373	17:04:35.090
73	1:37.884	+1.810	17:06:12.974
74	1:37.436	+1.362	17:07:50.410
75	1:38.229	+2.155	17:09:28.639
76	1:38.028	+1.954	17:11:06.667
77	1:39.460	+3.386	17:12:46.127
78	1:38.334	+2.260	17:14:24.461
79	1:42.177	+6.103	17:16:06.638
80	1:38.376	+2.302	17:17:45.014
81	1:39.214	+3.140	17:19:24.228
82	1:37.594	+1.520	17:21:01.822
83	1:39.613	+3.539	17:22:41.435
84	1:38.347	+2.273	17:24:19.782
85	1:40.059	+3.985	17:25:59.841
86	1:39.482	+3.408	17:27:39.323
Best Tm: 1:36.880			
(05) Altenburg/ Gleason			
Chris Gleason			
1	1:39.115	+5.761	14:56:35.492
2	1:34.847	+1.493	14:58:10.339
3	1:37.083	+3.729	14:59:47.422
4	2:24.599	+51.245	15:02:12.021
5	2:20.416	+47.062	15:04:32.437
6	1:55.828	+22.474	15:06:28.265
7	1:35.377	+2.023	15:08:03.642
8	1:35.303	+1.949	15:09:38.945
9	1:35.205	+1.851	15:11:14.150
10	1:38.262	+4.908	15:12:52.412
11	1:35.549	+2.195	15:14:27.961
12	1:40.636	+7.282	15:16:08.597
p13	2:19.572	+46.218	15:18:28.169

Timing & Scoring

Orbits 4

Race Director

www.amb-it.com

www.mylaps.com

Licensed to: Grand American Road Racing



PROVISIONAL

New Jersey Motorsports Park

CTSCC

New Jersey Motorsports Park 2.250 Miles

Grand-Am CTSCC Race

7/17/2010 02:45 PM

Race (2:30:00 Time) started at 14:54:51

Lap	Lap Tm	Diff	Time of Day
14	3:22.857	+1:49.503	15:21:51.026
Best Tm: 1:34.847			
Jeff Altenburg			
15	1:35.234	+1.880	15:23:26.260
16	1:33.354		15:24:59.614
17	1:33.528	+0.174	15:26:33.142
18	1:34.436	+1.082	15:28:07.578
19	1:43.561	+10.207	15:29:51.139
20	1:37.990	+4.636	15:31:29.129
p21	2:16.511	+43.157	15:33:45.640
22	4:04.311	+2:30.957	15:37:49.951
23	1:36.342	+2.988	15:39:26.293
24	1:34.982	+1.628	15:41:01.275
25	1:34.406	+1.052	15:42:35.681
26	1:33.715	+0.361	15:44:09.396
27	1:34.248	+0.894	15:45:43.644
28	1:35.414	+2.060	15:47:19.058
29	1:35.010	+1.656	15:48:54.068
30	1:33.948	+0.594	15:50:28.016
31	1:34.319	+0.965	15:52:02.335
32	1:34.753	+1.399	15:53:37.088
33	1:34.080	+0.726	15:55:11.168
34	1:34.873	+1.519	15:56:46.041
35	1:35.656	+2.302	15:58:21.697
36	1:34.774	+1.420	15:59:56.471
37	1:34.452	+1.098	16:01:30.923
38	1:33.919	+0.565	16:03:04.842
39	1:34.828	+1.474	16:04:39.670
40	1:34.593	+1.239	16:06:14.263
41	1:37.086	+3.732	16:07:51.349
42	1:41.572	+8.218	16:09:32.921
43	1:53.862	+20.508	16:11:26.783
44	2:13.913	+40.559	16:13:40.696
45	1:49.851	+16.497	16:15:30.547
46	1:39.702	+6.348	16:17:10.249
47	1:36.138	+2.784	16:18:46.387
48	1:48.912	+15.558	16:20:35.299
p49	1:46.668	+13.314	16:22:21.967
50	1:48.847	+15.493	16:24:10.814
51	1:34.578	+1.224	16:25:45.392
52	1:35.300	+1.946	16:27:20.692
53	1:34.856	+1.502	16:28:55.548
54	1:43.405	+10.051	16:30:38.953
55	1:51.495	+18.141	16:32:30.448
p56	1:54.350	+20.996	16:34:24.798
57	3:00.602	+1:27.248	16:37:25.400
58	2:22.970	+49.616	16:39:48.370
59	2:29.432	+56.078	16:42:17.802
60	2:23.230	+49.876	16:44:41.032
61	1:45.846	+12.492	16:46:26.878
62	1:35.927	+2.573	16:48:02.805
63	1:34.913	+1.559	16:49:37.718
64	1:35.134	+1.780	16:51:12.852
65	1:33.522	+0.168	16:52:46.374
66	1:34.207	+0.853	16:54:20.581
67	1:35.849	+2.495	16:55:56.430
68	1:36.070	+2.716	16:57:32.500
69	1:36.971	+3.617	16:59:09.471
70	1:36.129	+2.775	17:00:45.600
71	1:36.022	+2.668	17:02:21.622

Lap	Lap Tm	Diff	Time of Day
72	1:38.230	+4.876	17:03:59.852
73	1:38.807	+5.453	17:05:38.659
74	1:37.837	+4.483	17:07:16.496
p75	1:52.482	+19.128	17:09:08.978
76	2:44.878	+1:11.524	17:11:53.856
77	1:34.197	+0.843	17:13:28.053
78	1:33.763	+0.409	17:15:01.816
79	1:33.716	+0.362	17:16:35.532
80	1:33.724	+0.370	17:18:09.256
81	1:35.685	+2.331	17:19:44.941
82	1:34.067	+0.713	17:21:19.008
83	1:35.244	+1.890	17:22:54.252
84	1:35.793	+2.439	17:24:30.045
85	1:35.120	+1.766	17:26:05.165
86	1:35.955	+2.601	17:27:41.120
Best Tm: 1:33.354			

(77) Liefhooghe/ Kirby

Alex Kirby			
Lap	Lap Tm	Diff	Time of Day
1	1:40.012	+3.970	14:57:05.867
2	1:36.042		14:58:41.909
3	1:40.577	+4.535	15:00:22.486
4	1:58.372	+22.330	15:02:20.858
5	2:20.108	+44.066	15:04:40.966
6	2:00.342	+24.300	15:06:41.308
7	1:37.162	+1.120	15:08:18.470
8	1:36.272	+0.230	15:09:54.742
9	1:36.718	+0.676	15:11:31.460
10	1:36.506	+0.464	15:13:07.966
11	1:37.446	+1.404	15:14:45.412
12	1:44.186	+8.144	15:16:29.598
13	1:59.204	+23.162	15:18:28.802
14	2:28.385	+52.343	15:20:57.187
15	1:59.305	+23.263	15:22:56.492
16	1:36.644	+0.602	15:24:33.136
17	1:37.163	+1.121	15:26:10.299
18	1:36.739	+0.697	15:27:47.038
19	1:38.916	+2.874	15:29:25.954
20	1:46.457	+10.415	15:31:12.411
21	2:16.466	+40.424	15:33:28.877
22	2:16.144	+40.102	15:35:45.021
23	2:01.608	+25.566	15:37:46.629
24	1:39.054	+3.012	15:39:25.683
25	1:40.374	+4.332	15:41:06.057
26	1:37.551	+1.509	15:42:43.608
27	1:36.898	+0.856	15:44:20.506
28	1:38.114	+2.072	15:45:58.620
29	1:38.333	+2.291	15:47:36.953
30	1:37.698	+1.656	15:49:14.651
31	1:37.127	+1.085	15:50:51.778
32	1:37.777	+1.735	15:52:29.555
33	1:37.404	+1.362	15:54:06.959
34	1:37.987	+1.945	15:55:44.946
35	1:37.910	+1.868	15:57:22.856
36	1:38.096	+2.054	15:59:00.952
37	1:37.563	+1.521	16:00:38.515
38	1:38.111	+2.069	16:02:16.626
39	1:38.085	+2.043	16:03:54.711
40	1:39.758	+3.716	16:05:34.469
41	1:39.620	+3.578	16:07:14.089

Lap	Lap Tm	Diff	Time of Day
42	1:42.764	+6.722	16:08:56.853
43	2:16.785	+40.743	16:11:13.638
p44	2:31.902	+55.860	16:13:45.540
Best Tm: 1:36.042			
Gregory Liefhooghe			
45	2:36.082	+1:00.040	16:16:21.622
46	2:13.476	+37.434	16:18:35.098
47	2:02.575	+26.533	16:20:37.673
48	1:39.074	+3.032	16:22:16.747
49	1:37.416	+1.374	16:23:54.163
50	1:36.741	+0.699	16:25:30.904
51	1:37.761	+1.719	16:27:08.665
52	1:37.350	+1.308	16:28:46.015
53	1:38.743	+2.701	16:30:24.758
54	1:49.150	+13.108	16:32:13.908
55	1:54.955	+18.913	16:34:08.863
56	1:54.290	+18.248	16:36:03.153
57	1:40.100	+4.058	16:37:43.253
58	2:10.738	+34.696	16:39:53.991
59	2:29.755	+53.713	16:42:23.746
60	2:22.429	+46.387	16:44:46.175
61	1:49.584	+13.542	16:46:35.759
62	1:38.720	+2.678	16:48:14.479
63	1:37.781	+1.739	16:49:52.260
64	1:37.351	+1.309	16:51:29.611
65	1:38.134	+2.092	16:53:07.745
66	1:38.380	+2.338	16:54:46.125
67	1:37.377	+1.335	16:56:23.502
68	1:37.898	+1.856	16:58:01.400
69	1:37.883	+1.841	16:59:39.283
70	1:37.787	+1.745	17:01:17.070
71	1:39.214	+3.172	17:02:56.284
72	1:38.715	+2.673	17:04:34.999
73	1:38.929	+2.887	17:06:13.928
74	1:39.130	+3.088	17:07:53.058
75	1:38.475	+2.433	17:09:31.533
76	1:37.908	+1.866	17:11:09.441
77	1:39.622	+3.580	17:12:49.063
78	1:38.419	+2.377	17:14:27.482
79	1:38.672	+2.630	17:16:06.154
80	1:38.209	+2.167	17:17:44.363
81	1:38.583	+2.541	17:19:22.946
82	1:38.640	+2.598	17:21:01.586
83	1:40.807	+4.765	17:22:42.393
84	1:41.344	+5.302	17:24:23.737
85	1:40.109	+4.067	17:26:03.846
86	1:43.091	+7.049	17:27:46.937
Best Tm: 1:36.741			

(55) Grahovec/ Beede

Bob Beede			
Lap	Lap Tm	Diff	Time of Day
1	1:43.865	+6.640	14:57:12.953
2	1:39.022	+1.797	14:58:51.975
3	1:50.765	+13.540	15:00:42.740
4	1:49.661	+12.436	15:02:32.401
5	2:16.522	+39.297	15:04:48.923
6	1:59.249	+22.024	15:06:48.172
7	1:37.937	+0.712	15:08:26.109

Timing & Scoring

Race Director

Orbits 4

www.amb-it.com

www.mylaps.com

Licensed to: Grand American Road Racing



PROVISIONAL

New Jersey Motorsports Park

CTSCC

New Jersey Motorsports Park 2.250 Miles

Grand-Am CTSCC Race

7/17/2010 02:45 PM

Race (2:30:00 Time) started at 14:54:51

Lap	Lap Tm	Diff	Time of Day
8	1:38.483	+1.258	15:10:04.592
9	1:39.346	+2.121	15:11:43.938
10	1:40.716	+3.491	15:13:24.654
11	1:41.892	+4.667	15:15:06.546
12	1:42.979	+5.754	15:16:49.525
13	1:50.489	+13.264	15:18:40.014
14	2:27.012	+49.787	15:21:07.026
15	1:57.544	+20.319	15:23:04.570
16	1:39.558	+2.333	15:24:44.128
17	1:42.872	+5.647	15:26:27.000
18	1:40.250	+3.025	15:28:07.250
19	1:44.083	+6.858	15:29:51.333
20	1:40.649	+3.424	15:31:31.982
21	2:07.556	+30.331	15:33:39.538
22	2:15.072	+37.847	15:35:54.610
23	1:59.077	+21.852	15:37:53.687
24	1:38.458	+1.233	15:39:32.145
25	1:37.415	+0.190	15:41:09.560
26	1:38.570	+1.345	15:42:48.130
27	1:37.474	+0.249	15:44:25.604
28	1:37.308	+0.083	15:46:02.912
29	1:38.734	+1.509	15:47:41.646
30	1:38.533	+1.308	15:49:20.179
31	1:40.249	+3.024	15:51:00.428
32	1:37.753	+0.528	15:52:38.181
33	1:37.645	+0.420	15:54:15.826
34	1:39.206	+1.981	15:55:55.032
35	1:37.904	+0.679	15:57:32.936
36	1:38.401	+1.176	15:59:11.337
37	1:38.184	+0.959	16:00:49.521
38	1:39.381	+2.156	16:02:28.902
39	1:38.058	+0.833	16:04:06.960
40	1:38.854	+1.629	16:05:45.814
41	1:39.819	+2.594	16:07:25.633
42	1:41.120	+3.895	16:09:06.753
43	2:10.460	+33.235	16:11:17.213
Best Tm: 1:37.308			
Toby Grahovec			
p44	3:33.512	+1:56.287	16:14:50.725
45	1:53.552	+16.327	16:16:44.277
46	1:54.090	+16.865	16:18:38.367
47	2:02.112	+24.887	16:20:40.479
48	1:37.739	+0.514	16:22:18.218
49	1:38.329	+1.104	16:23:56.547
50	1:37.225		16:25:33.772
51	1:37.643	+0.418	16:27:11.415
52	1:37.889	+0.664	16:28:49.304
53	1:40.164	+2.939	16:30:29.468
54	1:49.797	+12.572	16:32:19.265
55	1:56.696	+19.471	16:34:15.961
56	2:05.613	+28.388	16:36:21.574
57	1:42.782	+5.557	16:38:04.356
58	2:00.049	+22.824	16:40:04.405
59	2:28.114	+50.889	16:42:32.519
60	2:19.921	+42.696	16:44:52.440
61	1:46.683	+9.458	16:46:39.123
62	1:38.655	+1.430	16:48:17.778
63	1:39.086	+1.861	16:49:56.864
64	1:37.595	+0.370	16:51:34.459
65	1:37.902	+0.677	16:53:12.361

Lap	Lap Tm	Diff	Time of Day
66	1:39.676	+2.451	16:54:52.037
67	1:38.022	+0.797	16:56:30.059
68	1:38.195	+0.970	16:58:08.254
69	1:37.706	+0.481	16:59:45.960
70	1:38.561	+1.336	17:01:24.521
71	1:38.051	+0.826	17:03:02.572
72	1:37.924	+0.699	17:04:40.496
73	1:39.610	+2.385	17:06:20.106
74	1:38.920	+1.695	17:07:59.026
75	1:39.812	+2.587	17:09:38.838
76	1:38.410	+1.185	17:11:17.248
77	1:40.306	+3.081	17:12:57.554
78	1:38.596	+1.371	17:14:36.150
79	1:39.632	+2.407	17:16:15.782
80	1:39.005	+1.780	17:17:54.787
81	1:39.146	+1.921	17:19:33.933
82	1:39.031	+1.806	17:21:12.964
83	1:38.700	+1.475	17:22:51.664
84	1:38.284	+1.059	17:24:29.948
85	1:40.110	+2.885	17:26:10.058
86	1:38.740	+1.515	17:27:48.798
Best Tm: 1:37.225			
(17) Di Pippo / Snyder/ Ackley			
Philip Di Pippo			
1	1:42.100	+7.590	14:56:39.674
2	1:37.411	+2.901	14:58:17.085
3	1:38.476	+3.966	14:59:55.561
4	2:19.782	+45.272	15:02:15.343
5	2:19.620	+45.110	15:04:34.963
6	1:57.237	+22.727	15:06:32.200
7	1:37.033	+2.523	15:08:09.233
8	1:37.053	+2.543	15:09:46.286
9	1:37.793	+3.283	15:11:24.079
10	1:36.832	+2.322	15:13:00.911
11	1:37.942	+3.432	15:14:38.853
12	1:46.708	+12.198	15:16:25.561
13	2:01.587	+27.077	15:18:27.148
14	2:28.215	+53.705	15:20:55.363
15	1:58.291	+23.781	15:22:53.654
16	1:36.584	+2.074	15:24:30.238
17	1:36.692	+2.182	15:26:06.930
18	1:36.098	+1.588	15:27:43.028
19	1:37.501	+2.991	15:29:20.529
20	1:45.718	+11.208	15:31:06.247
21	2:19.621	+45.111	15:33:25.868
22	2:16.974	+42.464	15:35:42.842
23	1:59.491	+24.981	15:37:42.333
24	1:38.241	+3.731	15:39:20.574
25	1:36.101	+1.591	15:40:56.675
26	1:36.257	+1.747	15:42:32.932
27	1:35.541	+1.031	15:44:08.473
28	1:37.196	+2.686	15:45:45.669
29	1:37.138	+2.628	15:47:22.807
30	1:36.300	+1.790	15:48:59.107
31	1:36.848	+2.338	15:50:35.955
32	1:36.370	+1.860	15:52:12.325
33	1:37.804	+3.294	15:53:50.129
34	1:38.265	+3.755	15:55:28.394
p35	1:54.384	+19.874	15:57:22.778

Lap	Lap Tm	Diff	Time of Day
Best Tm: 1:35.541			
Mark Ackley			
36	3:19.753	+1:45.243	16:00:42.531
37	1:35.139	+0.629	16:02:17.670
38	1:37.429	+2.919	16:03:55.099
39	1:37.963	+3.453	16:05:33.062
40	1:35.753	+1.243	16:07:08.815
41	1:35.983	+1.473	16:08:44.798
42	2:24.734	+50.224	16:11:09.532
43	2:23.947	+49.437	16:13:33.479
44	1:50.764	+16.254	16:15:24.243
45	1:39.642	+5.132	16:17:03.885
46	1:42.343	+7.833	16:18:46.228
47	1:52.576	+18.066	16:20:38.804
48	1:37.877	+3.367	16:22:16.681
49	1:35.194	+0.684	16:23:51.875
50	1:35.030	+0.520	16:25:26.905
51	1:36.027	+1.517	16:27:02.932
52	1:34.663	+0.153	16:28:37.595
53	1:37.264	+2.754	16:30:14.859
54	1:48.640	+14.130	16:32:03.499
55	2:04.584	+30.074	16:34:08.083
56	2:55.130	+1:20.620	16:37:03.213
57	2:26.901	+52.391	16:39:30.114
58	2:25.887	+51.377	16:41:56.001
59	2:27.114	+52.604	16:44:23.115
60	2:01.023	+26.513	16:46:24.138
61	1:36.177	+1.667	16:48:00.315
62	1:36.967	+2.457	16:49:37.282
63	1:35.369	+0.859	16:51:12.651
64	1:36.313	+1.803	16:52:48.964
65	1:35.933	+1.423	16:54:24.897
66	1:35.240	+0.730	16:56:00.137
67	1:35.621	+1.111	16:57:35.758
68	1:34.510		16:59:10.268
69	1:35.951	+1.441	17:00:46.219
70	1:36.737	+2.227	17:02:22.956
71	1:35.820	+1.310	17:03:58.776
72	1:36.181	+1.671	17:05:34.957
73	1:35.953	+1.443	17:07:10.910
74	1:35.102	+0.592	17:08:46.012
75	1:35.620	+1.110	17:10:21.632
76	1:36.197	+1.687	17:11:57.829
77	1:36.000	+1.490	17:13:33.829
78	1:36.266	+1.756	17:15:10.095
79	1:36.275	+1.765	17:16:46.370
80	1:36.245	+1.735	17:18:22.615
81	1:36.021	+1.511	17:19:58.636
82	1:36.599	+2.089	17:21:35.235
83	1:35.913	+1.403	17:23:11.148
84	1:41.783	+7.273	17:24:52.931
85	1:38.379	+3.869	17:26:31.310
Best Tm: 1:34.510			
(42) Leroux/ Leroux			
Juan Leroux			
1	1:40.682	+3.708	14:57:09.019
2	1:38.111	+1.137	14:58:47.130
3	1:51.906	+14.932	15:00:39.036

Timing & Scoring

Orbits 4

Race Director

www.amb-it.com

www.mylaps.com

Licensed to: Grand American Road Racing



PROVISIONAL

New Jersey Motorsports Park

CTSCC

New Jersey Motorsports Park 2.250 Miles

Grand-Am CTSCC Race

7/17/2010 02:45 PM

Race (2:30:00 Time) started at 14:54:51

Lap	Lap Tm	Diff	Time of Day
4	1:48.368	+11.394	15:02:27.404
5	2:17.451	+40.477	15:04:44.855
6	1:59.565	+22.591	15:06:44.420
7	1:36.974		15:08:21.394
8	1:37.123	+0.149	15:09:58.517
9	1:37.094	+0.120	15:11:35.611
10	1:36.979	+0.005	15:13:12.590
11	1:38.648	+1.674	15:14:51.238
12	1:46.370	+9.396	15:16:37.608
13	1:56.584	+19.610	15:18:34.192
14	2:27.233	+50.259	15:21:01.425
15	1:58.264	+21.290	15:22:59.689
16	1:38.418	+1.444	15:24:38.107
17	1:37.007	+0.033	15:26:15.114
18	1:37.330	+0.356	15:27:52.444
19	1:38.648	+1.674	15:29:31.092
20	1:47.416	+10.442	15:31:18.508
21	2:16.799	+39.825	15:33:35.307
22	2:15.741	+38.767	15:35:51.048
23	2:00.489	+23.515	15:37:51.537
24	1:38.769	+1.795	15:39:30.306
25	1:36.994	+0.020	15:41:07.300
26	1:37.445	+0.471	15:42:44.745
27	1:37.912	+0.938	15:44:22.657
28	1:38.352	+1.378	15:46:01.009
29	1:41.221	+4.247	15:47:42.230
30	1:38.136	+1.162	15:49:20.366
31	1:38.230	+1.256	15:50:58.596
p32	1:49.078	+12.104	15:52:47.674
33	2:05.419	+28.445	15:54:53.093
34	1:41.566	+4.592	15:56:34.659
35	1:38.718	+1.744	15:58:13.377
36	1:37.920	+0.946	15:59:51.297
37	1:39.327	+2.353	16:01:30.624
38	1:38.640	+1.666	16:03:09.264
39	1:38.988	+2.014	16:04:48.252
40	1:38.671	+1.697	16:06:26.923
41	1:40.534	+3.560	16:08:07.457
42	1:42.375	+5.401	16:09:49.832
43	1:45.642	+8.668	16:11:35.474
p44	2:18.047	+41.073	16:13:53.521
Best Tm: 1:36.974			
Jorge Leroux			
45	2:56.937	+1:19.963	16:16:50.458
46	1:50.776	+13.802	16:18:41.234
47	2:00.196	+23.222	16:20:41.430
48	1:37.456	+0.482	16:22:18.886
49	1:37.834	+0.860	16:23:56.720
50	1:37.324	+0.350	16:25:34.044
51	1:37.974	+1.000	16:27:12.018
52	1:37.833	+0.859	16:28:49.851
53	1:41.037	+4.063	16:30:30.888
54	1:49.552	+12.578	16:32:20.440
55	1:56.732	+19.758	16:34:17.172
56	2:05.409	+28.435	16:36:22.581
57	1:42.565	+5.591	16:38:05.146
58	2:00.911	+23.937	16:40:06.057
59	2:27.587	+50.613	16:42:33.644
60	2:19.401	+42.427	16:44:53.045
61	1:46.376	+9.402	16:46:39.421

Lap	Lap Tm	Diff	Time of Day
62	1:38.578	+1.604	16:48:17.999
63	1:39.974	+3.000	16:49:57.973
64	1:38.710	+1.736	16:51:36.683
65	1:40.233	+3.259	16:53:16.916
66	1:40.114	+3.140	16:54:57.030
67	1:39.391	+2.417	16:56:36.421
68	1:39.627	+2.653	16:58:16.048
69	1:39.845	+2.871	16:59:55.893
70	1:40.621	+3.647	17:01:36.514
71	1:42.371	+5.397	17:03:18.885
72	1:45.032	+8.058	17:05:03.917
73	1:45.982	+9.008	17:06:49.899
74	1:44.739	+7.765	17:08:34.638
75	1:37.903	+0.929	17:10:12.541
76	1:37.950	+0.976	17:11:50.491
77	1:37.758	+0.784	17:13:28.249
78	1:37.633	+0.659	17:15:05.882
79	1:43.432	+6.458	17:16:49.314
80	1:38.075	+1.101	17:18:27.389
81	1:38.104	+1.130	17:20:05.493
82	1:38.147	+1.173	17:21:43.640
83	1:38.535	+1.561	17:23:22.175
84	1:38.324	+1.350	17:25:00.499
85	1:38.820	+1.846	17:26:39.319
Best Tm: 1:37.324			
(26) O'Doski/ Carbonell			
Rhett O'Doski			
1	1:43.217	+7.858	14:57:11.187
2	1:38.948	+3.589	14:58:50.135
3	1:50.105	+14.746	15:00:40.240
4	1:49.981	+14.622	15:02:30.221
5	2:16.983	+41.624	15:04:47.204
6	1:59.292	+23.933	15:06:46.496
7	1:38.502	+3.143	15:08:24.998
8	1:38.966	+3.607	15:10:03.964
9	1:39.121	+3.762	15:11:43.085
10	1:37.913	+2.554	15:13:20.998
11	1:39.273	+3.914	15:15:00.271
12	1:43.068	+7.709	15:16:43.339
13	1:52.929	+17.570	15:18:36.268
14	2:27.273	+51.914	15:21:03.541
15	1:56.949	+21.590	15:23:00.490
16	1:38.798	+3.439	15:24:39.288
17	1:38.054	+2.695	15:26:17.342
18	1:37.378	+2.019	15:27:54.720
19	1:38.101	+2.742	15:29:32.821
20	1:47.751	+12.392	15:31:20.572
21	2:16.436	+41.077	15:33:37.008
22	2:15.705	+40.346	15:35:52.713
23	1:59.103	+23.744	15:37:51.816
24	1:39.235	+3.876	15:39:31.051
25	1:37.626	+2.267	15:41:08.677
26	1:37.062	+1.703	15:42:45.739
27	1:38.931	+3.572	15:44:24.670
28	1:37.459	+2.100	15:46:02.129
29	1:38.418	+3.059	15:47:40.547
30	1:38.564	+3.205	15:49:19.111
31	1:37.782	+2.423	15:50:56.893
32	1:37.598	+2.239	15:52:34.491

Lap	Lap Tm	Diff	Time of Day
33	1:37.402	+2.043	15:54:11.893
34	1:37.559	+2.200	15:55:49.452
35	1:37.089	+1.730	15:57:26.541
36	1:37.405	+2.046	15:59:03.946
37	1:37.684	+2.325	16:00:41.630
38	1:38.188	+2.829	16:02:19.818
p39	1:50.882	+15.523	16:04:10.700
Best Tm: 1:37.062			
Andrew Carbonell			
40	2:46.903	+1:11.544	16:06:57.603
41	1:36.723	+1.364	16:08:34.326
42	1:45.177	+9.818	16:10:19.503
43	1:41.827	+6.468	16:12:01.330
44	1:46.559	+11.200	16:13:47.889
45	2:14.733	+39.374	16:16:02.622
46	1:42.968	+7.609	16:17:45.590
47	1:37.411	+2.052	16:19:23.001
48	1:37.681	+2.322	16:21:00.682
49	1:36.174	+0.815	16:22:36.856
50	1:35.938	+0.579	16:24:12.794
p51	1:44.635	+9.276	16:25:57.429
52	3:35.945	+2:00.586	16:29:33.374
53	1:38.151	+2.792	16:31:11.525
54	1:38.277	+2.918	16:32:49.802
55	1:44.204	+8.845	16:34:34.006
56	2:42.852	+1:07.493	16:37:16.858
57	2:25.543	+50.184	16:39:42.401
58	2:29.859	+54.500	16:42:12.260
59	2:25.547	+50.188	16:44:37.807
60	1:54.944	+19.585	16:46:32.751
61	1:36.687	+1.328	16:48:09.438
62	1:36.153	+0.794	16:49:45.591
63	1:36.610	+1.251	16:51:22.201
64	1:35.359		16:52:57.560
65	1:35.484	+0.125	16:54:33.044
66	1:36.337	+0.978	16:56:09.381
67	1:36.757	+1.398	16:57:46.138
68	1:35.972	+0.613	16:59:22.110
69	1:36.720	+1.361	17:00:58.830
70	1:36.408	+1.049	17:02:35.238
71	1:36.157	+0.798	17:04:11.395
72	1:35.966	+0.607	17:05:47.361
73	1:36.267	+0.908	17:07:23.628
74	1:36.648	+1.289	17:09:00.276
75	1:36.658	+1.299	17:10:36.934
76	1:36.414	+1.055	17:12:13.348
77	1:36.350	+0.991	17:13:49.698
78	1:36.669	+1.310	17:15:26.367
79	1:37.130	+1.771	17:17:03.497
80	1:37.260	+1.901	17:18:40.757
81	1:36.859	+1.500	17:20:17.616
82	1:37.555	+2.196	17:21:55.171
83	1:37.652	+2.293	17:23:32.823
84	1:37.274	+1.915	17:25:10.097
85	1:37.483	+2.124	17:26:47.580
Best Tm: 1:35.359			
(76) Theetge/ Kuitwaard			
John Kuitwaard			



PROVISIONAL

New Jersey Motorsports Park

CTSCC

New Jersey Motorsports Park 2.250 Miles

Grand-Am CTSCC Race

7/17/2010 02:45 PM

Race (2:30:00 Time) started at 14:54:51

Lap	Lap Tm	Diff	Time of Day
1	1:41.108	+4.565	14:57:08.432
2	1:38.513	+1.970	14:58:46.945
3	1:50.085	+13.542	15:00:37.030
4	1:49.389	+12.846	15:02:26.419
5	2:17.978	+41.435	15:04:44.397
6	1:59.734	+23.191	15:06:44.131
7	1:37.126	+0.583	15:08:21.257
8	1:36.861	+0.318	15:09:58.118
9	1:36.543		15:11:34.661
10	1:37.194	+0.651	15:13:11.855
11	1:37.823	+1.280	15:14:49.678
12	1:47.239	+10.696	15:16:36.917
13	1:56.662	+20.119	15:18:33.579
14	2:27.038	+50.495	15:21:00.617
15	1:58.938	+22.395	15:22:59.555
16	1:36.961	+0.418	15:24:36.516
17	1:36.788	+0.245	15:26:13.304
18	1:37.649	+1.106	15:27:50.953
19	1:39.615	+3.072	15:29:30.568
20	1:47.304	+10.761	15:31:17.872
21	2:17.059	+40.516	15:33:34.931
22	2:15.749	+39.206	15:35:50.680
23	2:00.680	+24.137	15:37:51.360
24	1:38.218	+1.675	15:39:29.578
25	1:36.602	+0.059	15:41:06.180
26	1:37.773	+1.230	15:42:43.953
27	1:36.687	+0.144	15:44:20.640
28	1:37.754	+1.211	15:45:58.394
29	1:38.776	+2.233	15:47:37.170
30	1:38.189	+1.646	15:49:15.359
31	1:37.008	+0.465	15:50:52.367
32	1:37.568	+1.025	15:52:29.935
33	1:37.458	+0.915	15:54:07.393
34	1:38.102	+1.559	15:55:45.495
35	1:37.828	+1.285	15:57:23.323
36	1:37.815	+1.272	15:59:01.138
37	1:38.036	+1.493	16:00:39.174
38	1:37.880	+1.337	16:02:17.054
39	1:38.116	+1.573	16:03:55.170
40	1:39.846	+3.303	16:05:35.016
41	1:39.442	+2.899	16:07:14.458
42	1:43.033	+6.490	16:08:57.491
43	2:17.918	+41.375	16:11:15.409
p44	2:31.623	+55.080	16:13:47.032
Best Tm: 1:36.543			
Benoit Theetge			
45	3:22.196	+1:45.653	16:17:09.228
46	1:42.510	+5.967	16:18:51.738
47	1:53.722	+17.179	16:20:45.460
48	1:38.623	+2.080	16:22:24.083
49	1:37.629	+1.086	16:24:01.712
50	1:37.176	+0.633	16:25:38.888
51	1:37.502	+0.959	16:27:16.390
52	1:37.617	+1.074	16:28:54.007
53	1:40.610	+4.067	16:30:34.617
54	1:52.582	+16.039	16:32:27.199
55	1:56.135	+19.592	16:34:23.334
56	2:44.345	+1:07.802	16:37:07.679
57	2:26.371	+49.828	16:39:34.050
58	2:27.330	+50.787	16:42:01.380

Lap	Lap Tm	Diff	Time of Day
59	2:26.578	+50.035	16:44:27.958
60	1:59.512	+22.969	16:46:27.470
61	1:40.330	+3.787	16:48:07.800
62	1:37.307	+0.764	16:49:45.107
63	1:37.440	+0.897	16:51:22.547
64	1:37.351	+0.808	16:52:59.898
65	1:37.293	+0.750	16:54:37.191
66	1:36.826	+0.283	16:56:14.017
67	1:37.066	+0.523	16:57:51.083
68	1:37.497	+0.954	16:59:28.580
69	1:37.910	+1.367	17:01:06.490
70	1:37.141	+0.598	17:02:43.631
71	1:36.923	+0.380	17:04:20.554
72	1:37.466	+0.923	17:05:58.020
73	1:37.189	+0.646	17:07:35.209
74	1:37.100	+0.557	17:09:12.309
75	1:36.948	+0.405	17:10:49.257
76	1:36.994	+0.451	17:12:26.251
77	1:37.850	+1.307	17:14:04.101
78	1:37.731	+1.188	17:15:41.832
79	1:37.287	+0.744	17:17:19.119
80	1:37.068	+0.525	17:18:56.187
81	1:37.872	+1.329	17:20:34.059
82	1:37.933	+1.390	17:22:11.992
83	1:37.773	+1.230	17:23:49.765
84	1:37.813	+1.270	17:25:27.578
85	1:38.347	+1.804	17:27:05.925
Best Tm: 1:36.826			
(52) Michaelian/ Wilden			
Bob Michaelian			
1	1:35.884	+3.137	14:56:27.974
2	1:33.444	+0.697	14:58:01.418
3	1:34.221	+1.474	14:59:35.639
4	2:25.451	+52.704	15:02:01.090
5	2:21.392	+48.645	15:04:22.482
6	2:00.299	+27.552	15:06:22.781
7	1:33.532	+0.785	15:07:56.313
8	1:33.046	+0.299	15:09:29.359
9	1:32.747		15:11:02.106
10	1:33.059	+0.312	15:12:35.165
11	1:34.108	+1.361	15:14:09.273
12	1:42.408	+9.661	15:15:51.681
13	2:21.540	+48.793	15:18:13.221
14	2:28.231	+55.484	15:20:41.452
15	2:04.145	+31.398	15:22:45.597
16	1:34.731	+1.984	15:24:20.328
17	1:33.168	+0.421	15:25:53.496
18	1:33.034	+0.287	15:27:26.530
19	1:33.486	+0.739	15:29:00.016
20	1:51.176	+18.429	15:30:51.192
21	2:23.443	+50.696	15:33:14.635
22	2:18.835	+46.088	15:35:33.470
23	2:04.589	+31.842	15:37:38.059
24	1:34.740	+1.993	15:39:12.799
25	1:33.683	+0.936	15:40:46.482
26	1:33.577	+0.830	15:42:20.059
27	1:33.314	+0.567	15:43:53.373
28	1:33.003	+0.256	15:45:26.376
29	1:33.280	+0.533	15:46:59.656

Lap	Lap Tm	Diff	Time of Day
30	1:33.203	+0.456	15:48:32.859
31	1:33.718	+0.971	15:50:06.577
32	1:34.477	+1.730	15:51:41.054
33	1:34.239	+1.492	15:53:15.293
34	1:34.638	+1.891	15:54:49.931
35	1:34.577	+1.830	15:56:24.508
36	1:34.502	+1.755	15:57:59.010
37	1:33.888	+1.141	15:59:32.898
38	1:34.377	+1.630	16:01:07.275
39	1:33.877	+1.130	16:02:41.152
40	1:35.082	+2.335	16:04:16.234
41	1:35.562	+2.815	16:05:51.796
42	1:34.103	+1.356	16:07:25.899
43	1:39.752	+7.005	16:09:05.651
Best Tm: 1:32.747			
Ken Wilden			
p44	3:22.624	+1:49.877	16:12:28.275
45	1:55.962	+23.215	16:14:24.237
46	1:50.378	+17.631	16:16:14.615
47	2:16.437	+43.690	16:18:31.052
48	2:02.015	+29.268	16:20:33.067
49	1:35.069	+2.322	16:22:08.136
50	1:34.473	+1.726	16:23:42.609
51	1:34.214	+1.467	16:25:16.823
52	1:35.274	+2.527	16:26:52.097
53	1:34.179	+1.432	16:28:26.276
54	1:32.910	+0.163	16:29:59.186
55	1:40.644	+7.897	16:31:39.830
56	2:23.737	+50.990	16:34:03.567
57	2:54.023	+1:21.276	16:36:57.590
58	2:27.886	+55.139	16:39:25.476
59	2:25.114	+52.367	16:41:50.590
60	2:27.732	+54.985	16:44:18.322
61	2:02.844	+30.097	16:46:21.166
p62	4:31.193	+2:58.446	16:50:52.359
63	1:46.475	+13.728	16:52:38.834
64	1:33.874	+1.127	16:54:12.708
65	1:34.912	+2.165	16:55:47.620
66	1:33.668	+0.921	16:57:21.288
67	1:33.448	+0.701	16:58:54.736
68	1:35.306	+2.559	17:00:30.042
69	1:34.559	+1.812	17:02:04.601
70	1:34.197	+1.450	17:03:38.798
71	1:33.843	+1.096	17:05:12.641
72	1:34.059	+1.312	17:06:46.700
73	1:34.108	+1.361	17:08:20.808
74	1:34.194	+1.447	17:09:55.002
75	1:33.642	+0.895	17:11:28.644
76	1:35.139	+2.392	17:13:03.783
77	1:34.299	+1.552	17:14:38.082
78	1:34.342	+1.595	17:16:12.424
79	1:34.670	+1.923	17:17:47.094
80	1:35.745	+2.998	17:19:22.839
81	1:36.775	+4.028	17:20:59.614
82	1:34.554	+1.807	17:22:34.168
83	1:34.568	+1.821	17:24:08.736
84	1:34.474	+1.727	17:25:43.210
85	1:34.974	+2.227	17:27:18.184
Best Tm: 1:32.910			

Timing & Scoring

Orbits 4

Race Director

www.amb-it.com

www.mylaps.com

Licensed to: Grand American Road Racing



PROVISIONAL

New Jersey Motorsports Park

CTSCC

New Jersey Motorsports Park 2.250 Miles

Grand-Am CTSCC Race

7/17/2010 02:45 PM

Race (2:30:00 Time) started at 14:54:51

Lap	Lap Tm	Diff	Time of Day
(34) London/ Said			
Peter London			
1	1:43.741	+7.672	14:57:13.999
2	1:39.196	+3.127	14:58:53.195
3	1:51.081	+15.012	15:00:44.276
4	1:50.466	+14.397	15:02:34.742
5	2:15.541	+39.472	15:04:50.283
6	1:59.941	+23.872	15:06:50.224
7	1:37.003	+0.934	15:08:27.227
8	1:37.855	+1.786	15:10:05.082
9	1:39.038	+2.969	15:11:44.120
10	1:41.454	+5.385	15:13:25.574
11	1:41.697	+5.628	15:15:07.271
12	1:43.108	+7.039	15:16:50.379
13	1:51.288	+15.219	15:18:41.667
14	2:27.035	+50.966	15:21:08.702
15	1:56.547	+20.478	15:23:05.249
16	1:39.433	+3.364	15:24:44.682
17	1:41.881	+5.812	15:26:26.563
18	1:38.995	+2.926	15:28:05.558
19	1:41.041	+4.972	15:29:46.599
20	1:41.126	+5.057	15:31:27.725
21	2:10.986	+34.917	15:33:38.711
22	2:14.988	+38.919	15:35:53.699
23	1:58.263	+22.194	15:37:51.962
24	1:38.640	+2.571	15:39:30.602
25	1:36.929	+0.860	15:41:07.531
26	1:37.498	+1.429	15:42:45.029
27	1:36.908	+0.839	15:44:21.937
28	1:36.939	+0.870	15:45:58.876
29	3:27.239	+1:51.170	15:49:26.115
30	1:40.116	+4.047	15:51:06.231
31	1:37.337	+1.268	15:52:43.568
32	1:38.191	+2.122	15:54:21.759
33	1:37.675	+1.606	15:55:59.434
34	1:37.423	+1.354	15:57:36.857
35	1:36.927	+0.858	15:59:13.784
36	1:37.147	+1.078	16:00:50.931
37	1:39.113	+3.044	16:02:30.044
38	1:40.369	+4.300	16:04:10.413
Best Tm: 1:36.908			
Boris Said			
p39	3:42.850	+2:06.781	16:07:53.263
40	1:54.117	+18.048	16:09:47.380
41	1:47.425	+11.356	16:11:34.805
42	2:10.140	+34.071	16:13:44.945
43	1:49.422	+13.353	16:15:34.367
44	1:38.895	+2.826	16:17:13.262
45	1:40.424	+4.355	16:18:53.686
46	1:55.612	+19.543	16:20:49.298
47	1:37.983	+1.914	16:22:27.281
48	1:38.221	+2.152	16:24:05.502
49	1:36.426	+0.357	16:25:41.928
50	1:37.836	+1.767	16:27:19.764
51	1:37.689	+1.620	16:28:57.453
52	1:42.819	+6.750	16:30:40.272
53	1:51.335	+15.266	16:32:31.607
54	1:55.208	+19.139	16:34:26.815
55	2:44.936	+1:08.867	16:37:11.751

Lap	Lap Tm	Diff	Time of Day
56	2:25.790	+49.721	16:39:37.541
57	2:27.906	+51.837	16:42:05.447
58	2:26.165	+50.096	16:44:31.612
59	1:56.657	+20.588	16:46:28.269
60	1:40.511	+4.442	16:48:08.780
61	1:37.110	+1.041	16:49:45.890
62	1:37.134	+1.065	16:51:23.024
63	1:37.100	+1.031	16:53:00.124
64	1:36.240	+0.171	16:54:36.364
65	1:36.661	+0.592	16:56:13.025
66	1:36.475	+0.406	16:57:49.500
67	1:36.766	+0.697	16:59:26.266
68	1:36.504	+0.435	17:01:02.770
69	1:36.069		17:02:38.839
70	1:36.250	+0.181	17:04:15.089
71	1:36.176	+0.107	17:05:51.265
72	1:36.350	+0.281	17:07:27.615
73	1:37.478	+1.409	17:09:05.093
74	1:37.141	+1.072	17:10:42.234
75	1:36.998	+0.929	17:12:19.232
76	1:37.303	+1.234	17:13:56.535
77	1:38.110	+2.041	17:15:34.645
78	1:39.195	+3.126	17:17:13.840
79	1:37.138	+1.069	17:18:50.978
80	1:37.185	+1.116	17:20:28.163
81	1:38.675	+2.606	17:22:06.838
82	1:37.016	+0.947	17:23:43.854
83	1:37.697	+1.628	17:25:21.551
84	1:38.731	+2.662	17:27:00.282
Best Tm: 1:36.069			
(63) Ludwig/ Lally/ Pumpelly			
Peter Ludwig			
1	1:38.291	+6.152	14:56:32.184
2	1:33.392	+1.253	14:58:05.576
3	1:34.713	+2.574	14:59:40.289
4	2:28.420	+56.281	15:02:08.709
5	2:20.231	+48.092	15:04:28.940
6	1:56.846	+24.707	15:06:25.786
7	1:34.788	+2.649	15:08:00.574
8	1:34.000	+1.861	15:09:34.574
9	1:33.450	+1.311	15:11:08.024
10	1:34.577	+2.438	15:12:42.601
11	1:33.544	+1.405	15:14:16.145
12	1:47.556	+15.417	15:16:03.701
13	2:17.207	+45.068	15:18:20.908
14	2:28.438	+56.299	15:20:49.346
15	1:59.909	+27.770	15:22:49.255
16	1:34.849	+2.710	15:24:24.104
17	1:34.604	+2.465	15:25:58.708
18	1:33.838	+1.699	15:27:32.546
19	1:34.462	+2.323	15:29:07.008
20	1:48.457	+16.318	15:30:55.465
21	2:22.769	+50.630	15:33:18.234
22	2:18.190	+46.051	15:35:36.424
23	2:03.616	+31.477	15:37:40.040
24	1:35.937	+3.798	15:39:15.977
25	1:33.230	+1.091	15:40:49.207
26	1:33.172	+1.033	15:42:22.379
27	1:35.012	+2.873	15:43:57.391

Lap	Lap Tm	Diff	Time of Day
28	1:34.314	+2.175	15:45:31.705
29	1:34.452	+2.313	15:47:06.157
30	1:33.617	+1.478	15:48:39.774
31	1:35.270	+3.131	15:50:15.044
32	1:33.672	+1.533	15:51:48.716
33	1:34.364	+2.225	15:53:23.080
34	1:33.421	+1.282	15:54:56.501
35	1:34.761	+2.622	15:56:31.262
36	1:33.516	+1.377	15:58:04.778
37	1:34.424	+2.285	15:59:39.202
38	1:33.582	+1.443	16:01:12.784
39	1:33.774	+1.635	16:02:46.558
40	1:33.892	+1.753	16:04:20.450
41	1:34.646	+2.507	16:05:55.096
42	1:40.891	+8.752	16:07:35.987
43	1:36.999	+4.860	16:09:12.986
Best Tm: 1:33.172			
Spencer Pumpelly			
p44	3:08.779	+1:36.640	16:12:21.765
45	1:49.659	+17.520	16:14:11.424
46	2:01.654	+29.515	16:16:13.078
47	2:16.907	+44.768	16:18:29.985
48	2:02.765	+30.626	16:20:32.750
49	1:36.031	+3.892	16:22:08.781
50	1:34.751	+2.612	16:23:43.532
51	1:33.602	+1.463	16:25:17.134
52	1:34.251	+2.112	16:26:51.385
53	1:32.144	+0.005	16:28:23.529
54	1:32.139		16:29:55.668
55	1:36.352	+4.213	16:31:32.020
56	2:29.954	+57.815	16:34:01.974
57	2:53.307	+1:21.168	16:36:55.281
58	2:28.745	+56.606	16:39:24.026
59	2:24.462	+52.323	16:41:48.488
60	2:26.953	+54.814	16:44:15.441
61	2:05.034	+32.895	16:46:20.475
62	1:34.354	+2.215	16:47:54.829
63	1:33.751	+1.612	16:49:28.580
64	1:33.825	+1.686	16:51:02.405
65	1:33.511	+1.372	16:52:35.916
66	1:33.974	+1.835	16:54:09.890
67	1:36.296	+4.157	16:55:46.186
68	1:34.048	+1.909	16:57:20.234
69	1:34.115	+1.976	16:58:54.349
70	1:33.709	+1.570	17:00:28.058
71	1:35.891	+3.752	17:02:03.949
72	1:36.057	+3.918	17:03:40.006
73	1:36.441	+4.302	17:05:16.447
74	1:36.033	+3.894	17:06:52.480
75	1:36.101	+3.962	17:08:28.581
76	1:34.871	+2.732	17:10:03.452
77	1:35.210	+3.071	17:11:38.662
78	1:35.784	+3.645	17:13:14.446
79	1:34.992	+2.853	17:14:49.438
80	1:37.215	+5.076	17:16:26.653
p81	6:14.105	+4:41.966	17:22:40.758
82	1:49.256	+17.117	17:24:30.014
83	1:36.383	+4.244	17:26:06.397
84	1:35.944	+3.805	17:27:42.341
Best Tm: 1:32.139			

Timing & Scoring

Race Director

Orbits 4

www.amb-it.com

www.mylaps.com

Licensed to: Grand American Road Racing



PROVISIONAL

New Jersey Motorsports Park

CTSCC

New Jersey Motorsports Park 2.250 Miles

Grand-Am CTSCC Race

7/17/2010 02:45 PM

Race (2:30:00 Time) started at 14:54:51

Lap	Lap Tm	Diff	Time of Day
(12) Burrows/ Hopwood			
Adam Burrows			
1	1:41.824	+4.834	14:57:10.506
2	1:37.373	+0.383	14:58:47.879
3	1:51.377	+14.387	15:00:39.256
4	1:49.112	+12.122	15:02:28.368
5	2:17.619	+40.629	15:04:45.987
6	1:59.100	+22.110	15:06:45.087
7	1:37.055	+0.065	15:08:22.142
8	1:36.990		15:09:59.132
9	1:37.163	+0.173	15:11:36.295
10	1:37.030	+0.040	15:13:13.325
11	1:38.531	+1.541	15:14:51.856
12	1:46.589	+9.599	15:16:38.445
13	1:56.620	+19.630	15:18:35.065
14	2:27.179	+50.189	15:21:02.244
15	1:57.765	+20.775	15:23:00.009
16	1:38.967	+1.977	15:24:38.976
Best Tm: 1:36.990			
Trevor Hopwood			
p17	9:23.274	+7:46.284	15:34:02.250
18	1:56.285	+19.295	15:35:58.535
19	1:56.622	+19.632	15:37:55.157
20	1:39.812	+2.822	15:39:34.969
21	1:37.931	+0.941	15:41:12.900
22	1:37.671	+0.681	15:42:50.571
23	1:37.020	+0.030	15:44:27.591
24	1:37.234	+0.244	15:46:04.825
25	1:37.854	+0.864	15:47:42.679
26	1:38.489	+1.499	15:49:21.168
27	1:39.578	+2.588	15:51:00.746
28	1:37.815	+0.825	15:52:38.561
29	1:37.828	+0.838	15:54:16.389
30	1:38.846	+1.856	15:55:55.235
31	1:38.075	+1.085	15:57:33.310
32	1:38.503	+1.513	15:59:11.813
33	1:38.089	+1.099	16:00:49.902
34	1:38.606	+1.616	16:02:28.508
35	1:37.993	+1.003	16:04:06.501
36	1:38.032	+1.042	16:05:44.533
37	1:40.566	+3.576	16:07:25.099
38	1:42.168	+5.178	16:09:07.267
39	2:11.007	+34.017	16:11:18.274
40	2:18.096	+41.106	16:13:36.370
41	1:50.194	+13.204	16:15:26.564
42	1:38.730	+1.740	16:17:05.294
43	1:42.615	+5.625	16:18:47.909
44	1:57.281	+20.291	16:20:45.190
45	1:38.744	+1.754	16:22:23.934
46	1:37.670	+0.680	16:24:01.604
47	1:38.887	+1.897	16:25:40.491
48	1:40.390	+3.400	16:27:20.881
49	1:37.583	+0.593	16:28:58.464
50	1:43.108	+6.118	16:30:41.572
51	1:51.173	+14.183	16:32:32.745
52	1:55.898	+18.908	16:34:28.643
p53	3:07.763	+1:30.773	16:37:36.406
54	2:21.846	+44.856	16:39:58.252

Lap	Lap Tm	Diff	Time of Day
55	2:28.645	+51.655	16:42:26.897
56	2:21.630	+44.640	16:44:48.527
57	1:48.481	+11.491	16:46:37.008
58	1:38.821	+1.831	16:48:15.829
59	1:37.675	+0.685	16:49:53.504
60	1:38.730	+1.740	16:51:32.234
61	1:38.482	+1.492	16:53:10.716
62	1:38.912	+1.922	16:54:49.628
63	1:39.008	+2.018	16:56:28.636
64	1:38.420	+1.430	16:58:07.056
65	1:38.655	+1.665	16:59:45.711
66	1:39.461	+2.471	17:01:25.172
67	1:38.876	+1.886	17:03:04.048
68	1:39.058	+2.068	17:04:43.106
69	1:41.251	+4.261	17:06:24.357
70	1:40.452	+3.462	17:08:04.809
71	1:38.673	+1.683	17:09:43.482
72	1:39.387	+2.397	17:11:22.869
73	1:40.047	+3.057	17:13:02.916
74	1:42.017	+5.027	17:14:44.933
75	1:39.899	+2.909	17:16:24.832
76	1:40.020	+3.030	17:18:04.852
77	1:40.874	+3.884	17:19:45.726
78	1:39.489	+2.499	17:21:25.215
79	1:39.091	+2.101	17:23:04.306
80	1:39.265	+2.275	17:24:43.571
81	1:40.999	+4.009	17:26:24.570
Best Tm: 1:37.020			
(74) Thilenius/ Aschenbach			
David Thilenius			
1	1:37.763	+2.272	14:57:02.944
2	1:35.491		14:58:38.435
3	1:39.303	+3.812	15:00:17.738
4	1:59.452	+23.961	15:02:17.190
5	2:19.708	+44.217	15:04:36.898
6	1:59.137	+23.646	15:06:36.035
7	1:35.685	+0.194	15:08:11.720
8	1:35.852	+0.361	15:09:47.572
9	1:37.008	+1.517	15:11:24.580
10	1:36.679	+1.188	15:13:01.259
11	1:37.071	+1.580	15:14:38.330
12	1:41.979	+6.488	15:16:20.309
13	2:05.196	+29.705	15:18:25.505
14	2:28.143	+52.652	15:20:53.648
15	1:58.761	+23.270	15:22:52.409
16	1:36.671	+1.180	15:24:29.080
17	1:35.677	+0.186	15:26:04.757
18	1:35.795	+0.304	15:27:40.552
19	1:36.970	+1.479	15:29:17.522
20	1:46.868	+11.377	15:31:04.390
21	2:19.211	+43.720	15:33:23.601
22	2:17.890	+42.399	15:35:41.491
23	2:03.663	+28.172	15:37:45.154
24	1:37.930	+2.439	15:39:23.084
25	1:37.464	+1.973	15:41:00.548
26	1:37.593	+2.102	15:42:38.141
27	1:36.134	+0.643	15:44:14.275
28	1:36.365	+0.874	15:45:50.640
29	1:37.402	+1.911	15:47:28.042

Lap	Lap Tm	Diff	Time of Day
30	1:37.047	+1.556	15:49:05.089
31	1:37.507	+2.016	15:50:42.596
32	1:37.088	+1.597	15:52:19.684
33	1:36.639	+1.148	15:53:56.323
34	1:37.099	+1.608	15:55:33.422
35	1:38.560	+3.069	15:57:11.982
36	1:37.076	+1.585	15:58:49.058
37	1:36.745	+1.254	16:00:25.803
p38	1:51.247	+15.756	16:02:17.050
Best Tm: 1:35.491			
Lawson Aschenbach			
39	2:57.197	+1:21.706	16:05:14.247
p40	2:13.588	+38.097	16:07:27.835
41	11:54.853	+10:19.362	16:19:22.688
42	1:39.803	+4.312	16:21:02.491
43	1:37.320	+1.829	16:22:39.811
44	1:37.331	+1.840	16:24:17.142
45	1:37.284	+1.793	16:25:54.426
46	1:36.999	+1.508	16:27:31.425
47	1:36.878	+1.387	16:29:08.303
48	1:40.062	+4.571	16:30:48.365
49	1:49.212	+13.721	16:32:37.577
50	1:54.611	+19.120	16:34:32.188
51	2:43.494	+1:08.003	16:37:15.682
52	2:25.621	+50.130	16:39:41.303
53	2:29.188	+53.697	16:42:10.491
54	2:26.025	+50.534	16:44:36.516
55	1:55.865	+20.374	16:46:32.381
56	1:38.413	+2.922	16:48:10.794
57	1:37.107	+1.616	16:49:47.901
58	1:39.393	+3.902	16:51:27.294
59	1:37.562	+2.071	16:53:04.856
60	1:36.137	+0.646	16:54:40.993
61	1:36.666	+1.175	16:56:17.659
62	1:36.903	+1.412	16:57:54.562
63	1:36.833	+1.342	16:59:31.395
64	1:36.599	+1.108	17:01:07.994
65	1:37.148	+1.657	17:02:45.142
66	1:36.603	+1.112	17:04:21.745
67	1:36.932	+1.441	17:05:58.677
68	1:37.161	+1.670	17:07:35.838
69	1:37.073	+1.582	17:09:12.911
70	1:37.027	+1.536	17:10:49.938
71	1:36.968	+1.477	17:12:26.906
72	1:39.352	+3.861	17:14:06.258
73	1:37.514	+2.023	17:15:43.772
74	1:36.905	+1.414	17:17:20.677
75	1:38.906	+3.415	17:18:59.583
76	1:38.318	+2.827	17:20:37.901
77	1:39.666	+4.175	17:22:17.567
78	1:39.814	+4.323	17:23:57.381
79	1:37.735	+2.244	17:25:35.116
80	1:37.645	+2.154	17:27:12.761
Best Tm: 1:36.137			
(29) Buford/ Gutierrez			
Manuel Gutierrez			
1	1:37.474	+2.479	14:56:32.976
2	1:35.988	+0.993	14:58:08.964

Timing & Scoring

Race Director

Orbits 4

www.amb-it.com

www.mylaps.com

Licensed to: Grand American Road Racing



PROVISIONAL

New Jersey Motorsports Park

CTSCC

New Jersey Motorsports Park 2.250 Miles

Grand-Am CTSCC Race

7/17/2010 02:45 PM

Race (2:30:00 Time) started at 14:54:51

Lap	Lap Tm	Diff	Time of Day
3	1:36.540	+1.545	14:59:45.504
4	2:25.542	+50.547	15:02:11.046
5	2:20.024	+45.029	15:04:31.070
6	1:56.156	+21.161	15:06:27.226
7	1:35.941	+0.946	15:08:03.167
8	1:35.000	+0.005	15:09:38.167
9	1:35.226	+0.231	15:11:13.393
10	1:36.461	+1.466	15:12:49.854
11	1:35.667	+0.672	15:14:25.521
12	1:40.522	+5.527	15:16:06.043
13	2:15.831	+40.836	15:18:21.874
14	2:28.094	+53.099	15:20:49.968
15	2:00.299	+25.304	15:22:50.267
16	1:36.092	+1.097	15:24:26.359
17	1:35.006	+0.011	15:26:01.365
18	1:37.263	+2.268	15:27:38.628
19	1:36.072	+1.077	15:29:14.700
20	1:46.142	+11.147	15:31:00.842
21	2:20.766	+45.771	15:33:21.608
22	2:18.085	+43.090	15:35:39.693
23	2:01.588	+26.593	15:37:41.281
24	1:37.898	+2.903	15:39:19.179
25	1:35.521	+0.526	15:40:54.700
26	1:36.258	+1.263	15:42:30.958
27	1:36.071	+1.076	15:44:07.029
28	1:34.995		15:45:42.024
29	1:36.146	+1.151	15:47:18.170
30	1:35.777	+0.782	15:48:53.947
31	1:36.298	+1.303	15:50:30.245
32	1:36.219	+1.224	15:52:06.464
33	1:36.675	+1.680	15:53:43.139
34	1:36.819	+1.824	15:55:19.958
35	1:36.668	+1.673	15:56:56.626
36	1:36.758	+1.763	15:58:33.384
37	1:36.470	+1.475	16:00:09.854
38	1:36.448	+1.453	16:01:46.302
39	1:36.746	+1.751	16:03:23.048
40	1:37.356	+2.361	16:05:00.404
41	1:36.433	+1.438	16:06:36.837
42	1:37.270	+2.275	16:08:14.107
43	1:40.720	+5.725	16:09:54.827
p44	1:56.589	+21.594	16:11:51.416
Best Tm: 1:34.995			
Jade Buford			
45	2:39.568	+1:04.573	16:14:30.984
46	1:45.524	+10.529	16:16:16.508
47	2:15.537	+40.542	16:18:32.045
48	2:01.439	+26.444	16:20:33.484
49	1:36.905	+1.910	16:22:10.389
50	1:35.780	+0.785	16:23:46.169
51	1:35.418	+0.423	16:25:21.587
52	1:35.178	+0.183	16:26:56.765
53	1:35.263	+0.268	16:28:32.028
p54	1:49.938	+14.943	16:30:21.966
55	7:15.738	+5:40.743	16:37:37.704
56	2:14.711	+39.716	16:39:52.415
57	2:30.395	+55.400	16:42:22.810
58	2:22.313	+47.318	16:44:45.123
59	1:44.255	+9.260	16:46:29.378
60	1:38.360	+3.365	16:48:07.738

Lap	Lap Tm	Diff	Time of Day
61	1:35.009	+0.014	16:49:42.747
p62	1:47.979	+12.984	16:51:30.726
63	8:56.461	+7:21.466	17:00:27.187
64	1:35.620	+0.625	17:02:02.807
65	1:36.554	+1.559	17:03:39.361
66	1:36.279	+1.284	17:05:15.640
67	1:35.062	+0.067	17:06:50.702
68	1:35.858	+0.863	17:08:26.560
69	1:35.234	+0.239	17:10:01.794
70	1:35.589	+0.594	17:11:37.383
71	1:36.367	+1.372	17:13:13.750
72	1:37.457	+2.462	17:14:51.207
73	1:35.801	+0.806	17:16:27.008
74	1:37.791	+2.796	17:18:04.799
75	1:36.977	+1.982	17:19:41.776
76	1:35.732	+0.737	17:21:17.508
77	1:36.413	+1.418	17:22:53.921
78	1:37.315	+2.320	17:24:31.236
79	1:36.098	+1.103	17:26:07.334
80	1:36.429	+1.434	17:27:43.763
Best Tm: 1:35.009			
(20) Talbot / Gimple			
Alex Talbot			
1	1:42.330	+4.617	14:57:11.384
p2	7:11.443	+5:33.730	15:04:22.827
3	7:21.850	+5:44.137	15:11:44.677
4	1:40.474	+2.761	15:13:25.151
5	1:43.332	+5.619	15:15:08.483
6	1:42.451	+4.738	15:16:50.934
7	1:51.223	+13.510	15:18:42.157
8	2:27.169	+49.456	15:21:09.326
9	1:57.031	+19.318	15:23:06.357
10	1:40.103	+2.390	15:24:46.460
11	1:39.774	+2.061	15:26:26.234
12	1:41.558	+3.845	15:28:07.792
13	1:45.880	+8.167	15:29:53.672
14	1:40.385	+2.672	15:31:34.057
p15	2:16.759	+39.046	15:33:50.816
16	2:04.460	+26.747	15:35:55.276
17	1:59.350	+21.637	15:37:54.626
18	1:39.786	+2.073	15:39:34.412
19	1:40.382	+2.669	15:41:14.794
20	1:38.815	+1.102	15:42:53.609
21	1:39.002	+1.289	15:44:32.611
22	1:38.342	+0.629	15:46:10.953
23	1:38.137	+0.424	15:47:49.090
24	1:50.714	+13.001	15:49:39.804
25	1:40.949	+3.236	15:51:20.753
26	1:39.144	+1.431	15:52:59.897
p27	2:08.647	+30.934	15:55:08.544
28	1:50.207	+12.494	15:56:58.751
29	1:38.474	+0.761	15:58:37.225
30	1:39.036	+1.323	16:00:16.261
31	1:39.475	+1.762	16:01:55.736
32	1:40.054	+2.341	16:03:35.790
33	1:40.011	+2.298	16:05:15.801
34	1:39.053	+1.340	16:06:54.854
35	1:39.011	+1.298	16:08:33.865
36	1:43.625	+5.912	16:10:17.490

Lap	Lap Tm	Diff	Time of Day
37	1:41.455	+3.742	16:11:58.945
Best Tm: 1:38.137			
Kyle Gimple			
p38	3:07.636	+1:29.923	16:15:06.581
39	1:52.953	+15.240	16:16:59.534
40	1:44.109	+6.396	16:18:43.643
41	2:00.410	+22.697	16:20:44.053
42	1:44.651	+6.938	16:22:28.704
43	1:38.075	+0.362	16:24:06.779
44	1:38.507	+0.794	16:25:45.286
45	1:38.306	+0.593	16:27:23.592
46	1:37.713		16:29:01.305
47	1:42.376	+4.663	16:30:43.681
48	1:51.664	+13.951	16:32:35.345
49	1:56.031	+18.318	16:34:31.376
50	2:42.965	+1:05.252	16:37:14.341
51	2:25.374	+47.661	16:39:39.715
52	2:28.421	+50.708	16:42:08.136
53	2:25.905	+48.192	16:44:34.041
54	1:57.709	+19.996	16:46:31.750
55	1:39.772	+2.059	16:48:11.522
56	1:39.245	+1.532	16:49:50.767
57	1:37.977	+0.264	16:51:28.744
58	1:38.672	+0.959	16:53:07.416
59	1:40.129	+2.416	16:54:47.545
60	1:38.432	+0.719	16:56:25.977
61	1:39.953	+2.240	16:58:05.930
62	1:38.541	+0.828	16:59:44.471
63	1:38.536	+0.823	17:01:23.007
64	1:38.320	+0.607	17:03:01.327
65	1:38.165	+0.452	17:04:39.492
66	1:39.945	+2.232	17:06:19.437
67	1:43.849	+6.136	17:08:03.286
68	1:39.332	+1.619	17:09:42.618
69	1:39.249	+1.536	17:11:21.867
70	1:43.102	+5.389	17:13:04.969
71	1:40.574	+2.861	17:14:45.543
72	1:39.778	+2.065	17:16:25.321
73	1:40.122	+2.409	17:18:05.443
74	1:40.808	+3.095	17:19:46.251
75	1:39.117	+1.404	17:21:25.368
76	1:39.226	+1.513	17:23:04.594
77	1:39.523	+1.810	17:24:44.117
78	1:39.351	+1.638	17:26:23.468
Best Tm: 1:37.713			
(82) Maynard / Sheehan			
Tom Sheehan			
1	1:43.247	+6.080	14:57:12.637
2	1:40.138	+2.971	14:58:52.775
3	1:50.465	+13.298	15:00:43.240
4	1:50.030	+12.863	15:02:33.270
5	2:16.148	+38.981	15:04:49.418
6	1:59.291	+22.124	15:06:48.709
7	1:38.374	+1.207	15:08:27.083
8	1:37.833	+0.666	15:10:04.916
9	1:39.180	+2.013	15:11:44.096
10	1:39.730	+2.563	15:13:23.826
11	1:40.239	+3.072	15:15:04.065

Timing & Scoring

Race Director

Orbits 4

www.amb-it.com

www.mylaps.com

Licensed to: Grand American Road Racing



PROVISIONAL

New Jersey Motorsports Park

CTSCC

New Jersey Motorsports Park 2.250 Miles

Grand-Am CTSCC Race

7/17/2010 02:45 PM

Race (2:30:00 Time) started at 14:54:51

Lap	Lap Tm	Diff	Time of Day	Lap	Lap Tm	Diff	Time of Day	Lap	Lap Tm	Diff	Time of Day
12	1:41.295	+4.128	15:16:45.360	70	1:39.730	+2.563	17:16:22.501	46	2:00.522	+28.392	16:16:10.661
13	1:51.273	+14.106	15:18:36.633	71	1:39.864	+2.697	17:18:02.365	47	2:17.766	+45.636	16:18:28.427
14	2:27.500	+50.333	15:21:04.133	72	1:40.287	+3.120	17:19:42.652	48	2:03.646	+31.516	16:20:32.073
15	1:57.776	+20.609	15:23:01.909	73	1:39.104	+1.937	17:21:21.756	49	1:33.887	+1.757	16:22:05.960
16	1:38.078	+0.911	15:24:39.987	74	1:39.074	+1.907	17:23:00.830	50	1:33.734	+1.604	16:23:39.694
p17	1:56.151	+18.984	15:26:36.138	75	1:39.962	+2.795	17:24:40.792	51	1:32.443	+0.313	16:25:12.137
18	17:57.914	+16:20.747	15:44:34.052	76	1:40.269	+3.102	17:26:21.061	52	1:32.353	+0.223	16:26:44.490
19	1:38.092	+0.925	15:46:12.144	77	1:41.055	+3.888	17:28:02.116	53	1:32.130		16:28:16.620
20	1:38.982	+1.815	15:47:51.126	Best Tm: 1:37.167				54	1:32.156	+0.026	16:29:48.776
21	1:37.877	+0.710	15:49:29.003	(96) Auberlen/ Salama				55	1:37.253	+5.123	16:31:26.029
22	1:38.328	+1.161	15:51:07.331	Don Salama				56	2:31.464	+59.334	16:33:57.493
23	1:37.658	+0.491	15:52:44.989	1	1:37.878	+5.748	14:56:31.114	57	2:51.977	+1:19.847	16:36:49.470
24	1:38.202	+1.035	15:54:23.191	Bill Auberlen				58	2:30.461	+58.331	16:39:19.931
25	1:38.359	+1.192	15:56:01.550	1	1:37.878	+5.748	14:56:31.114	59	2:25.030	+52.900	16:41:44.961
26	1:38.747	+1.580	15:57:40.297	2	1:33.298	+1.168	14:58:04.412	60	2:26.199	+54.069	16:44:11.160
27	1:38.307	+1.140	15:59:18.604	3	1:34.510	+2.380	14:59:38.922	61	2:08.334	+36.204	16:46:19.494
28	1:38.468	+1.301	16:00:57.072	4	2:27.610	+55.480	15:02:06.532	62	1:32.938	+0.808	16:47:52.432
29	1:40.099	+2.932	16:02:37.171	5	2:20.691	+48.561	15:04:27.223	63	1:32.709	+0.579	16:49:25.141
30	1:39.353	+2.186	16:04:16.524	6	1:57.986	+25.856	15:06:25.209	64	1:32.376	+0.246	16:50:57.517
31	1:38.924	+1.757	16:05:55.448	7	1:33.734	+1.604	15:07:58.943	65	1:32.369	+0.239	16:52:29.886
32	1:43.048	+5.881	16:07:38.496	8	1:34.156	+2.026	15:09:33.099	66	1:32.182	+0.052	16:54:02.068
33	1:39.900	+2.733	16:09:18.396	9	1:33.742	+1.612	15:11:06.841	67	1:32.543	+0.413	16:55:34.611
34	2:04.928	+27.761	16:11:23.324	10	1:35.174	+3.044	15:12:42.015	68	1:32.525	+0.395	16:57:07.136
35	2:13.774	+36.607	16:13:37.098	11	1:33.440	+1.310	15:14:15.455	69	1:32.641	+0.511	16:58:39.777
p36	2:02.191	+25.024	16:15:39.289	12	1:44.719	+12.589	15:16:00.174	70	1:33.038	+0.908	17:00:12.815
Best Tm: 1:37.658				Best Tm: 1:33.298				71	1:33.568	+1.438	17:01:46.383
David Maynard				Bill Auberlen				72	1:33.224	+1.094	17:03:19.607
37	3:02.958	+1:25.791	16:18:42.247	p13	3:26.481	+1:54.351	15:19:26.655	73	1:33.104	+0.974	17:04:52.711
38	2:00.202	+23.035	16:20:42.449	14	1:48.418	+16.288	15:21:15.073	74	1:32.927	+0.797	17:06:25.638
39	1:37.882	+0.715	16:22:20.331	15	1:51.995	+19.865	15:23:07.068	75	1:34.217	+2.087	17:07:59.855
40	1:37.167		16:23:57.498	16	1:37.178	+5.048	15:24:44.246	Best Tm: 1:32.130			
41	1:37.224	+0.057	16:25:34.722	17	1:37.185	+5.055	15:26:21.431	(36) Bosch/ Olson			
42	1:37.514	+0.347	16:27:12.236	18	1:32.426	+0.296	15:27:53.857	Laura Olson			
43	1:38.105	+0.938	16:28:50.341	19	1:35.302	+3.172	15:29:29.159	1	1:43.570	+5.659	14:57:13.478
44	1:41.204	+4.037	16:30:31.545	20	1:47.013	+14.883	15:31:16.172	2	1:39.543	+1.632	14:58:53.021
45	1:49.326	+12.159	16:32:20.871	21	2:16.522	+44.392	15:33:32.694	p3	8:49.363	+7:11.452	15:07:42.384
46	1:56.998	+19.831	16:34:17.869	22	2:15.866	+43.736	15:35:48.560	4	1:55.679	+17.768	15:09:38.063
47	1:56.595	+19.428	16:36:14.464	23	1:54.297	+22.167	15:37:42.857	5	1:39.197	+1.286	15:11:17.260
48	1:39.833	+2.666	16:37:54.297	24	1:34.401	+2.271	15:39:17.258	Best Tm: 1:39.197			
49	2:04.775	+27.608	16:39:59.072	25	1:33.988	+1.858	15:40:51.246	Laura Olson			
50	2:28.575	+51.408	16:42:27.647	26	1:32.628	+0.498	15:42:23.874	7	1:53.673	+15.762	15:38:29.078
51	2:21.520	+44.353	16:44:49.167	27	1:33.612	+1.482	15:43:57.486	8	1:39.092	+1.181	15:40:08.170
52	1:48.430	+11.263	16:46:37.597	28	1:33.680	+1.550	15:45:31.166	p9	4:46.639	+3:08.728	15:44:54.809
53	1:38.438	+1.271	16:48:16.035	29	1:34.208	+2.078	15:47:05.374	10	1:51.425	+13.514	15:46:46.234
54	1:39.414	+2.247	16:49:55.449	30	1:32.727	+0.597	15:48:38.101	11	1:38.199	+0.288	15:48:24.433
55	1:37.661	+0.494	16:51:33.110	31	1:32.682	+0.552	15:50:10.783	12	1:38.980	+1.069	15:50:03.413
56	1:38.095	+0.928	16:53:11.205	32	1:33.850	+1.720	15:51:44.633	13	1:42.048	+4.137	15:51:45.461
57	1:45.186	+8.019	16:54:56.391	33	1:33.344	+1.214	15:53:17.977	14	1:42.017	+4.106	15:53:27.478
58	1:38.256	+1.089	16:56:34.647	34	1:33.809	+1.679	15:54:51.786	15	1:40.110	+2.199	15:55:07.588
59	1:38.136	+0.969	16:58:12.783	35	1:33.125	+0.995	15:56:24.911	16	1:38.735	+0.824	15:56:46.323
60	1:38.328	+1.161	16:59:51.111	36	1:33.222	+1.092	15:57:58.133	17	1:39.001	+1.090	15:58:25.324
61	1:38.854	+1.687	17:01:29.965	37	1:32.963	+0.833	15:59:31.096	18	1:39.327	+1.416	16:00:04.651
62	1:37.953	+0.786	17:03:07.918	38	1:32.630	+0.500	16:01:03.726	19	1:40.231	+2.320	16:01:44.882
63	1:39.042	+1.875	17:04:46.960	39	1:33.118	+0.988	16:02:36.844	20	1:40.276	+2.365	16:03:25.158
64	1:37.604	+0.437	17:06:24.564	40	1:33.545	+1.415	16:04:10.389	21	1:39.333	+1.422	16:05:04.491
65	1:40.556	+3.389	17:08:05.120	41	1:35.118	+2.988	16:05:45.507	22	1:39.269	+1.358	16:06:43.760
66	1:39.150	+1.983	17:09:44.270	42	1:35.024	+2.894	16:07:20.531				
67	1:38.938	+1.771	17:11:23.208	43	1:39.424	+7.294	16:08:59.955				
68	1:39.999	+2.832	17:13:03.207	p44	3:18.387	+1:46.257	16:12:18.342				
69	1:39.564	+2.397	17:14:42.711	45	1:51.797	+19.667	16:14:10.139				

Timing & Scoring

Race Director

Orbits 4

www.amb-it.com

www.mylaps.com

Licensed to: Grand American Road Racing



PROVISIONAL

New Jersey Motorsports Park

CTSCC

New Jersey Motorsports Park 2.250 Miles

Grand-Am CTSCC Race

7/17/2010 02:45 PM

Race (2:30:00 Time) started at 14:54:51

Lap	Lap Tm	Diff	Time of Day
23	1:40.391	+2.480	16:08:24.151
24	1:52.478	+14.567	16:10:16.629
25	1:41.432	+3.521	16:11:58.061
Best Tm: 1:38.199			
John Bosch			
p26	3:13.031	+1:35.120	16:15:11.092
27	1:52.186	+14.275	16:17:03.278
28	1:41.419	+3.508	16:18:44.697
29	1:59.591	+21.680	16:20:44.288
30	1:39.419	+1.508	16:22:23.707
31	1:42.183	+4.272	16:24:05.890
32	1:38.296	+0.385	16:25:44.186
33	1:38.441	+0.530	16:27:22.627
34	1:38.334	+0.423	16:29:00.961
35	1:41.241	+3.330	16:30:42.202
36	1:51.261	+13.350	16:32:33.463
37	1:56.355	+18.444	16:34:29.818
38	2:42.884	+1:04.973	16:37:12.702
39	2:25.763	+47.852	16:39:38.465
40	2:28.129	+50.218	16:42:06.594
41	2:25.993	+48.082	16:44:32.587
42	1:56.542	+18.631	16:46:29.129
43	1:40.235	+2.324	16:48:09.364
44	1:38.137	+0.226	16:49:47.501
45	1:38.959	+1.048	16:51:26.460
46	1:39.900	+1.989	16:53:06.360
47	1:39.114	+1.203	16:54:45.474
48	1:39.085	+1.174	16:56:24.559
49	1:40.772	+2.861	16:58:05.331
50	1:38.871	+0.960	16:59:44.202
51	1:38.266	+0.355	17:01:22.468
52	1:38.540	+0.629	17:03:01.008
53	1:38.132	+0.221	17:04:39.140
54	1:37.975	+0.064	17:06:17.115
55	1:38.880	+0.969	17:07:55.995
56	1:38.577	+0.666	17:09:34.572
57	1:39.978	+2.067	17:11:14.550
58	1:39.004	+1.093	17:12:53.554
59	1:39.489	+1.578	17:14:33.043
60	1:38.124	+0.213	17:16:11.167
61	1:38.763	+0.852	17:17:49.930
62	1:38.443	+0.532	17:19:28.373
63	1:38.587	+0.676	17:21:06.960
64	1:38.356	+0.445	17:22:45.316
65	1:38.470	+0.559	17:24:23.786
66	1:38.399	+0.488	17:26:02.185
67	1:37.911		17:27:40.096
Best Tm: 1:37.911			

(15) Maxwell/ Foster

Scott Maxwell			
1	1:36.853	+4.257	14:56:30.017
2	1:33.149	+0.553	14:58:03.166
3	1:34.103	+1.507	14:59:37.269
4	2:26.954	+54.358	15:02:04.223
5	2:21.264	+48.668	15:04:25.487
6	1:58.467	+25.871	15:06:23.954
7	1:33.410	+0.814	15:07:57.364
8	1:33.854	+1.258	15:09:31.218

Lap	Lap Tm	Diff	Time of Day
9	1:32.596		15:11:03.814
10	1:32.757	+0.161	15:12:36.571
11	1:34.246	+1.650	15:14:10.817
12	1:43.133	+10.537	15:15:53.950
13	2:21.817	+49.221	15:18:15.767
14	2:28.413	+55.817	15:20:44.180
15	2:02.016	+29.420	15:22:46.196
16	1:38.301	+5.705	15:24:24.497
17	1:34.492	+1.896	15:25:58.989
18	1:33.865	+1.269	15:27:32.854
19	1:34.336	+1.740	15:29:07.190
20	1:49.136	+16.540	15:30:56.326
21	2:23.109	+50.513	15:33:19.435
22	2:18.276	+45.680	15:35:37.711
23	2:02.277	+29.681	15:37:39.988
p24	1:45.907	+13.311	15:39:25.895
25	1:48.589	+15.993	15:41:14.484
26	1:33.666	+1.070	15:42:48.150
27	1:34.436	+1.840	15:44:22.586
28	1:35.094	+2.498	15:45:57.680
29	1:33.653	+1.057	15:47:31.333
30	1:34.244	+1.648	15:49:05.577
31	1:33.526	+0.930	15:50:39.103
32	1:33.692	+1.096	15:52:12.795
33	1:34.920	+2.324	15:53:47.715
34	1:33.328	+0.732	15:55:21.043
35	1:33.502	+0.906	15:56:54.545
36	1:33.453	+0.857	15:58:27.998
37	1:36.697	+4.101	16:00:04.695
38	1:34.258	+1.662	16:01:38.953
39	1:33.396	+0.800	16:03:12.349
40	1:33.578	+0.982	16:04:45.927
41	1:33.737	+1.141	16:06:19.664
42	1:33.866	+1.270	16:07:53.530
43	1:39.971	+7.375	16:09:33.501
p44	2:03.407	+30.811	16:11:36.908
Best Tm: 1:32.596			
Joe Foster			
45	4:30.339	+2:57.743	16:16:07.247
46	2:18.494	+45.898	16:18:25.741
47	2:04.290	+31.694	16:20:30.031
48	1:36.774	+4.178	16:22:06.805
49	1:37.163	+4.567	16:23:43.968
50	1:34.499	+1.903	16:25:18.467
51	1:34.532	+1.936	16:26:52.999
52	1:34.158	+1.562	16:28:27.157
53	1:33.350	+0.754	16:30:00.507
54	1:40.436	+7.840	16:31:40.943
55	2:23.834	+51.238	16:34:04.777
56	2:54.109	+1:21.513	16:36:58.886
57	2:27.589	+54.993	16:39:26.475
58	2:24.917	+52.321	16:41:51.392
59	2:27.981	+55.385	16:44:19.373
60	2:01.893	+29.297	16:46:21.266
p61	3:04.671	+1:32.075	16:49:25.937
Best Tm: 1:33.350			
(06) Musser/ Lewis			
Jordan Musser			

Lap	Lap Tm	Diff	Time of Day
1	1:35.353	+3.348	14:56:27.940
2	1:32.587	+0.582	14:58:00.527
Best Tm: 1:32.587			
Ryan Lewis			
3	1:32.721	+0.716	14:59:33.248
4	2:27.089	+55.084	15:02:00.337
5	2:21.432	+49.527	15:04:21.769
6	2:00.532	+28.427	15:06:22.301
7	1:33.091	+1.086	15:07:55.392
8	1:32.702	+0.697	15:09:28.094
9	1:32.005		15:11:00.099
10	1:32.815	+0.810	15:12:32.914
11	1:33.208	+1.203	15:14:06.122
12	1:44.439	+12.434	15:15:50.561
13	2:21.598	+49.593	15:18:12.159
14	2:27.973	+55.968	15:20:40.132
15	2:04.533	+32.528	15:22:44.665
16	1:34.097	+2.092	15:24:18.762
17	1:32.883	+0.878	15:25:51.645
18	1:32.872	+0.867	15:27:24.517
19	1:33.473	+1.468	15:28:57.990
20	1:52.268	+20.263	15:30:50.258
21	2:23.237	+51.232	15:33:13.495
22	2:18.422	+46.417	15:35:31.917
23	2:05.283	+33.278	15:37:37.200
24	1:33.445	+1.440	15:39:10.645
25	1:32.716	+0.711	15:40:43.361
26	1:33.031	+1.026	15:42:16.392
27	1:32.802	+0.797	15:43:49.194
28	1:32.932	+0.927	15:45:22.126
29	1:33.480	+1.475	15:46:55.606
30	1:33.427	+1.422	15:48:29.033
31	1:34.051	+2.046	15:50:03.084
32	1:33.929	+1.924	15:51:37.013
33	1:33.892	+1.887	15:53:10.905
34	1:33.867	+1.862	15:54:44.772
35	1:33.364	+1.359	15:56:18.136
36	1:33.924	+1.919	15:57:52.060
37	1:33.183	+1.178	15:59:25.243
38	1:33.333	+1.328	16:00:58.576
39	1:34.646	+2.641	16:02:33.222
40	1:36.135	+4.130	16:04:09.357
41	1:35.600	+3.595	16:05:44.957
42	1:35.324	+3.319	16:07:20.281
43	1:39.164	+7.159	16:08:59.445
p44	2:21.710	+49.705	16:11:21.155
Best Tm: 1:32.005			
Jordan Musser			
45	3:10.334	+1:38.329	16:14:31.489
46	1:45.700	+13.695	16:16:17.189
47	2:15.305	+43.300	16:18:32.494
48	2:01.284	+29.279	16:20:33.778
49	1:35.166	+3.161	16:22:08.944
50	1:35.159	+3.154	16:23:44.103
51	1:33.716	+1.711	16:25:17.819
52	1:34.744	+2.739	16:26:52.563
53	1:33.845	+1.840	16:28:26.408
54	1:33.919	+1.914	16:30:00.327
Best Tm: 1:33.716			

Timing & Scoring

Race Director

Orbits 4

www.amb-it.com

www.mylaps.com

Licensed to: Grand American Road Racing



PROVISIONAL

New Jersey Motorsports Park

CTSCC

New Jersey Motorsports Park 2.250 Miles

Grand-Am CTSCC Race

7/17/2010 02:45 PM

Race (2:30:00 Time) started at 14:54:51

Lap	Lap Tm	Diff	Time of Day	Lap	Lap Tm	Diff	Time of Day	Lap	Lap Tm	Diff	Time of Day				
(23) Carroll/ Ende															
Keith Carroll															
p1	2:58.912	+1:25.260	14:57:53.807									9	1:56.686	+23.837	15:35:57.421
2	36:13.138	+34:39.486	15:34:06.945									10	1:57.439	+24.590	15:37:54.860
3	1:49.625	+15.973	15:35:56.570									11	1:38.027	+5.178	15:39:32.887
4	1:53.249	+19.597	15:37:49.819									12	1:37.058	+4.209	15:41:09.945
5	1:38.439	+4.787	15:39:28.258									13	1:38.412	+5.563	15:42:48.357
6	1:36.279	+2.627	15:41:04.537									14	1:37.554	+4.705	15:44:25.911
7	1:41.479	+7.827	15:42:46.016									15	1:37.211	+4.362	15:46:03.122
8	1:37.054	+3.402	15:44:23.070									16	1:37.622	+4.773	15:47:40.744
9	1:36.191	+2.539	15:45:59.261									17	1:37.839	+4.990	15:49:18.583
10	1:37.887	+4.235	15:47:37.148									18	1:37.580	+4.731	15:50:56.163
11	1:36.294	+2.642	15:49:13.442									19	1:37.259	+4.410	15:52:33.422
12	1:34.940	+1.288	15:50:48.382									20	1:37.059	+4.210	15:54:10.481
13	1:35.254	+1.602	15:52:23.636									21	1:37.836	+4.987	15:55:48.317
14	1:34.603	+0.951	15:53:58.239									22	1:37.076	+4.227	15:57:25.393
15	1:35.596	+1.944	15:55:33.835									23	1:37.048	+4.199	15:59:02.441
16	1:35.015	+1.363	15:57:08.850									24	1:37.298	+4.449	16:00:39.739
17	1:34.692	+1.040	15:58:43.542									25	1:37.454	+4.605	16:02:17.193
18	1:34.727	+1.075	16:00:18.269									26	1:39.482	+6.633	16:03:56.675
19	1:34.980	+1.328	16:01:53.249									27	1:38.879	+6.030	16:05:35.554
20	1:35.072	+1.420	16:03:28.321									Best Tm: 1:32.848			
21	1:36.057	+2.405	16:05:04.378									(62) Atterbury/ Anthony Jr			
22	1:35.013	+1.361	16:06:39.391									Joey Atterbury			
23	1:36.138	+2.486	16:08:15.529									1	1:34.733	+2.309	14:56:26.725
24	1:40.821	+7.169	16:09:56.350									2	1:32.707	+0.283	14:57:59.432
25	1:43.524	+9.872	16:11:39.874									3	1:32.425	+0.001	14:59:31.857
26	2:06.330	+32.678	16:13:46.204									4	2:27.237	+54.813	15:01:59.094
27	2:19.682	+46.030	16:16:05.886									5	2:21.073	+48.649	15:04:20.167
Best Tm: 1:34.603												6	2:00.975	+28.551	15:06:21.142
Duncan Ende												7	1:33.590	+1.166	15:07:54.732
28	2:58.292	+1:24.640	16:19:04.178									8	1:32.536	+0.112	15:09:27.268
29	1:45.281	+11.629	16:20:49.459									9	1:32.424		15:10:59.692
30	1:36.527	+2.875	16:22:25.986									10	1:32.765	+0.341	15:12:32.457
31	1:36.971	+3.319	16:24:02.957									11	1:33.316	+0.892	15:14:05.773
32	1:35.820	+2.168	16:25:38.777									12	1:43.576	+11.152	15:15:49.349
33	1:33.652		16:27:12.429									13	2:22.085	+49.661	15:18:11.434
34	1:34.678	+1.026	16:28:47.107									14	2:27.766	+55.342	15:20:39.200
35	1:38.859	+5.207	16:30:25.966									15	2:05.262	+32.838	15:22:44.462
36	1:49.302	+15.650	16:32:15.268									16	1:33.898	+1.474	15:24:18.360
37	1:54.686	+21.034	16:34:09.954									17	1:32.984	+0.560	15:25:51.344
38	2:54.256	+1:20.604	16:37:04.210									18	1:32.750	+0.326	15:27:24.094
39	2:26.746	+53.094	16:39:30.956									Best Tm: 1:32.424			
40	2:25.937	+52.285	16:41:56.893									(25) Whitis/ Long			
41	2:27.571	+53.919	16:44:24.464									Derek Whitis			
42	2:00.213	+26.561	16:46:24.677									1	1:38.799	+3.155	14:57:05.112
43	1:36.228	+2.576	16:48:00.905									2	1:35.644		14:58:40.756
44	1:34.768	+1.116	16:49:35.673									3	1:40.695	+5.051	15:00:21.451
45	1:33.978	+0.326	16:51:09.651									4	1:58.527	+22.883	15:02:19.978
46	1:33.989	+0.337	16:52:43.640									5	2:19.777	+44.133	15:04:39.755
47	1:35.534	+1.882	16:54:19.174									6	2:01.277	+25.633	15:06:41.032
48	1:34.639	+0.987	16:55:53.813									7	1:36.688	+1.044	15:08:17.720
49	1:36.948	+3.296	16:57:30.761									8	1:36.080	+0.436	15:09:53.800
50	1:35.414	+1.762	16:59:06.175									9	1:36.186	+0.542	15:11:29.986
51	1:34.688	+1.036	17:00:40.863									10	1:36.754	+1.110	15:13:06.740
p52	1:47.157	+13.505	17:02:28.020									p11	4:33.471	+2:57.827	15:17:40.211
Best Tm: 1:33.652												Best Tm: 1:35.644			
Tom Long															
(9) Plumb/ Carter															
Al Carter															
(64) Giovanis/ Dewey															
Shawn Dewey															
(23) Carroll/ Ende															
Keith Carroll															
(62) Atterbury/ Anthony Jr															
Joey Atterbury															
(25) Whitis/ Long															
Derek Whitis															
(64) Giovanis/ Dewey															
Shawn Dewey															

Timing & Scoring

Race Director

Orbits 4

www.amb-it.com

www.mylaps.com

Licensed to: Grand American Road Racing



PROVISIONAL

New Jersey Motorsports Park


CTSCC

New Jersey Motorsports Park 2.250 Miles

Grand-Am CTSCC Race

7/17/2010 02:45 PM

Race (2:30:00 Time) started at 14:54:51



Lap	Lap Tm	Diff	Time of Day
12	3:30.336	+1:54.692	15:21:10.547
p13	2:05.358	+29.714	15:23:15.905
Best Tm: 2:05.358			
(24) Mason / Pecorari			
Ray Mason			
1	1:39.790	+4.167	14:57:06.682
2	1:36.573	+0.950	14:58:43.255
3	1:41.101	+5.478	15:00:24.356
4	1:58.007	+22.384	15:02:22.363
5	2:19.187	+43.564	15:04:41.550
6	2:00.167	+24.544	15:06:41.717
7	1:37.266	+1.643	15:08:18.983
8	1:35.888	+0.265	15:09:54.871
9	1:35.623		15:11:30.494
10	1:36.191	+0.568	15:13:06.685
Best Tm: 1:35.623			

(43) Sahlen/ Nonnamaker			
Will Nonnamaker			
1	1:40.625	+2.324	14:57:07.857
2	1:38.301		14:58:46.158
p3	2:01.252	+22.951	15:00:47.410
4	2:36.615	+58.314	15:03:24.025
p5	2:05.232	+26.931	15:05:29.257
p6	3:17.957	+1:39.656	15:08:47.214
p7	8:51.896	+7:13.595	15:17:39.110
p8	2:37.419	+59.118	15:20:16.529
p9	24:54.983	+23:16.682	15:45:11.512
Best Tm: 1:38.301			

(196) Zacharias / Conway/ Trinkler			
Craig Conway			
1	1:44.520	+6.871	14:57:13.867
2	1:40.667	+3.018	14:58:54.534
3	1:51.511	+13.862	15:00:46.045
4	2:03.963	+26.314	15:02:50.008
5	2:04.874	+27.225	15:04:54.882
6	1:58.069	+20.420	15:06:52.951
7	1:41.491	+3.842	15:08:34.442
8	1:37.649		15:10:12.091
Best Tm: 1:37.649			

(31) Lamb/ Bocchino			
Glenn Bocchino			
1	1:47.594	+7.586	14:57:17.243
2	1:40.008		14:58:57.251
3	1:50.435	+10.427	15:00:47.686
4	1:54.404	+14.396	15:02:42.090
5	2:11.038	+31.030	15:04:53.128
6	1:59.381	+19.373	15:06:52.509
p7	1:58.082	+18.074	15:08:50.591
Best Tm: 1:40.008			

(181) Stadtländer / Hurley			
Kevin Stadtländer			

Lap	Lap Tm	Diff	Time of Day
1	1:40.337		14:57:07.382
p2	2:16.024	+35.687	14:59:23.406
p3	4:56.054	+3:15.717	15:04:19.460
p4	3:52.367	+2:12.030	15:08:11.827
p5	6:42.495	+5:02.158	15:14:54.322
p6	9:04.397	+7:24.060	15:23:58.719
p7	17:09.265	+15:28.928	15:41:07.984
Best Tm: 1:40.337			

Lap	Lap Tm	Diff	Time of Day
-----	--------	------	-------------

Timing & Scoring

Orbits 4

Race Director

www.amb-it.com

www.mylaps.com

Licensed to: Grand American Road Racing