



PROVISIONAL

Virginia Int'l Raceway

CTSCC

Virginia International Raceway 3.270 Miles

Grand-Am CTSCC Race

4/24/2010 03:30 PM

Race (2:30:00 Time) started at 15:46:27

Lap	Lap Tm	Diff	Time of Day
(97) Hand / Marsal			
Michael Marsal			
1	2:16.520	+12.439	15:48:46.020
2	2:28.430	+24.349	15:51:14.450
3	2:07.539	+3.458	15:53:21.989
4	2:07.029	+2.948	15:55:29.018
5	2:06.300	+2.219	15:57:35.318
p6	2:45.679	+41.598	16:00:20.997
7	2:13.669	+9.588	16:02:34.666
8	2:07.375	+3.294	16:04:42.041
9	2:06.898	+2.817	16:06:48.939
10	2:06.447	+2.366	16:08:55.386
11	2:06.214	+2.133	16:11:01.600
12	2:06.111	+2.030	16:13:07.711
13	2:06.213	+2.132	16:15:13.924
14	2:07.027	+2.946	16:17:20.951
15	2:06.511	+2.430	16:19:27.462
16	2:06.710	+2.629	16:21:34.172
17	2:06.841	+2.760	16:23:41.013
18	2:07.486	+3.405	16:25:48.499
19	2:07.971	+3.890	16:27:56.470
20	2:14.086	+10.005	16:30:10.556
Best Tm: 2:06.111			
Joey Hand			
p21	3:28.551	+1:24.470	16:33:39.107
22	2:21.702	+17.621	16:36:00.809
23	2:10.662	+6.581	16:38:11.471
24	2:15.163	+11.082	16:40:26.634
25	3:54.891	+1:50.810	16:44:21.525
26	4:11.470	+2:07.389	16:48:32.995
27	3:47.329	+1:43.248	16:52:20.324
28	3:40.911	+1:36.830	16:56:01.235
29	3:25.473	+1:21.392	16:59:26.708
30	2:07.533	+3.452	17:01:34.241
31	2:05.861	+1.780	17:03:40.102
32	2:05.128	+1.047	17:05:45.230
33	2:05.193	+1.112	17:07:50.423
34	2:05.220	+1.139	17:09:55.643
35	2:04.884	+0.803	17:12:00.527
36	2:04.516	+0.435	17:14:05.043
37	2:07.385	+3.304	17:16:12.428
38	2:05.544	+1.463	17:18:17.972
39	2:05.026	+0.945	17:20:22.998
40	2:05.254	+1.173	17:22:28.252
41	2:06.130	+2.049	17:24:34.382
p42	2:42.898	+38.817	17:27:17.280
43	2:11.415	+7.334	17:29:28.695
44	2:04.205	+0.124	17:31:32.900
45	2:04.081		17:33:36.981
46	2:05.065	+0.984	17:35:42.046
47	2:04.982	+0.901	17:37:47.028
48	2:04.775	+0.694	17:39:51.803
49	2:04.654	+0.573	17:41:56.457
50	2:04.418	+0.337	17:44:00.875
51	2:05.640	+1.559	17:46:06.515
52	2:04.195	+0.114	17:48:10.710
53	2:04.752	+0.671	17:50:15.462
54	2:04.135	+0.054	17:52:19.597
55	2:05.727	+1.646	17:54:25.324

Lap	Lap Tm	Diff	Time of Day
56	2:04.931	+0.850	17:56:30.255
57	2:05.026	+0.945	17:58:35.281
58	2:04.560	+0.479	18:00:39.841
59	2:04.313	+0.232	18:02:44.154
60	2:06.725	+2.644	18:04:50.879
61	2:05.376	+1.295	18:06:56.255
62	2:05.718	+1.637	18:09:01.973
63	2:05.629	+1.548	18:11:07.602
64	2:04.933	+0.852	18:13:12.535
65	2:05.592	+1.511	18:15:18.127
66	2:07.319	+3.238	18:17:25.446
Best Tm: 2:04.081			
(6) Bucknum / Bell			
Matt Bell			
1	2:17.677	+13.329	15:48:49.722
2	2:16.506	+12.158	15:51:06.228
3	2:05.264	+0.916	15:53:11.492
4	2:06.323	+1.975	15:55:17.815
5	2:06.483	+2.135	15:57:24.298
6	2:05.459	+1.111	15:59:29.757
7	2:05.193	+0.845	16:01:34.950
8	2:07.029	+2.681	16:03:41.979
9	2:04.659	+0.311	16:05:46.638
10	2:05.636	+1.288	16:07:52.274
11	2:08.795	+4.447	16:10:01.069
12	2:08.300	+3.952	16:12:09.369
13	2:09.006	+4.658	16:14:18.375
14	2:05.453	+1.105	16:16:23.828
15	2:06.042	+1.694	16:18:29.870
16	2:07.497	+3.149	16:20:37.367
17	2:05.961	+1.613	16:22:43.328
18	2:04.908	+0.560	16:24:48.236
19	2:08.909	+4.561	16:26:57.145
20	2:12.662	+8.314	16:29:09.807
21	2:20.236	+15.888	16:31:30.043
22	2:45.001	+40.653	16:34:15.044
23	3:24.839	+1:20.491	16:37:39.883
24	2:14.144	+9.796	16:39:54.027
Best Tm: 2:04.659			
Jeff Bucknum			
p25	4:59.221	+2:54.873	16:44:53.248
26	3:54.356	+1:50.008	16:48:47.604
27	3:37.623	+1:33.275	16:52:25.227
28	3:39.546	+1:35.198	16:56:04.773
29	3:23.133	+1:18.785	16:59:27.906
30	2:08.262	+3.914	17:01:36.168
31	2:04.953	+0.605	17:03:41.121
32	2:06.081	+1.733	17:05:47.202
33	2:04.559	+0.211	17:07:51.761
34	2:04.891	+0.543	17:09:56.652
35	2:05.125	+0.777	17:12:01.777
36	2:04.666	+0.318	17:14:06.443
37	2:07.162	+2.814	17:16:13.605
38	2:06.319	+1.971	17:18:19.924
39	2:04.876	+0.528	17:20:24.800
40	2:06.039	+1.691	17:22:30.839
41	2:04.871	+0.523	17:24:35.710
42	2:05.141	+0.793	17:26:40.851

Lap	Lap Tm	Diff	Time of Day
43	2:07.108	+2.760	17:28:47.959
44	2:05.989	+1.641	17:30:53.948
45	2:05.049	+0.701	17:32:58.997
46	2:05.041	+0.693	17:35:04.038
47	2:06.267	+1.919	17:37:10.305
48	2:05.835	+1.487	17:39:16.140
49	2:05.069	+0.721	17:41:21.209
50	2:05.264	+0.916	17:43:26.473
51	2:05.374	+1.026	17:45:31.847
52	2:05.785	+1.437	17:47:37.632
53	2:05.289	+0.941	17:49:42.921
54	2:05.158	+0.810	17:51:48.079
55	2:04.781	+0.433	17:53:52.860
56	2:04.348		17:55:57.208
57	2:05.591	+1.243	17:58:02.799
58	2:04.748	+0.400	18:00:07.547
59	2:04.794	+0.446	18:02:12.341
p60	2:37.164	+32.816	18:04:49.505
61	2:11.274	+6.926	18:07:00.779
62	2:05.836	+1.488	18:09:06.615
63	2:04.950	+0.602	18:11:11.565
64	2:04.562	+0.214	18:13:16.127
65	2:05.579	+1.231	18:15:21.706
66	2:06.238	+1.890	18:17:27.944
Best Tm: 2:04.348			
(13) Plumb/ Bacardi			
Gian Bacardi			
1	2:17.151	+13.392	15:48:48.123
2	2:10.112	+6.353	15:50:58.235
3	2:07.638	+3.879	15:53:05.873
4	2:07.084	+3.325	15:55:12.957
5	2:07.155	+3.396	15:57:20.112
6	2:07.859	+4.100	15:59:27.971
7	2:06.806	+3.047	16:01:34.777
8	2:08.103	+4.344	16:03:42.880
9	2:06.956	+3.197	16:05:49.836
10	2:07.778	+4.019	16:07:57.614
11	2:07.701	+3.942	16:10:05.315
12	2:10.191	+6.432	16:12:15.506
13	2:11.040	+7.281	16:14:26.546
14	2:07.307	+3.548	16:16:33.853
15	2:07.928	+4.169	16:18:41.781
p16	2:19.794	+16.035	16:21:01.575
Best Tm: 2:06.806			
Matt Plumb			
17	3:21.695	+1:17.936	16:24:23.270
18	2:03.759		16:26:27.029
19	2:07.259	+3.500	16:28:34.288
20	2:10.194	+6.435	16:30:44.482
21	2:16.451	+12.692	16:33:00.933
22	2:14.091	+10.332	16:35:15.024
23	2:38.198	+34.439	16:37:53.222
24	2:17.234	+13.475	16:40:10.456
p25	3:57.366	+1:53.607	16:44:07.822
26	4:37.075	+2:33.316	16:48:44.897
27	3:39.284	+1:35.525	16:52:24.181
28	3:40.031	+1:36.272	16:56:04.212
29	3:23.383	+1:19.624	16:59:27.595

Timing & Scoring

Race Director

Orbits 4

www.amb-it.com

www.mylaps.com

Licensed to: Grand American Road Racing



PROVISIONAL

Virginia Int'l Raceway

CTSCC

Virginia International Raceway 3.270 Miles

Grand-Am CTSCC Race

4/24/2010 03:30 PM

Race (2:30:00 Time) started at 15:46:27



Lap	Lap Tm	Diff	Time of Day
30	2:07.081	+3.322	17:01:34.676
31	2:06.047	+2.288	17:03:40.723
32	2:05.901	+2.142	17:05:46.624
33	2:04.260	+0.501	17:07:50.884
34	2:05.310	+1.551	17:09:56.194
35	2:04.745	+0.986	17:12:00.939
36	2:04.838	+1.079	17:14:05.777
37	2:10.951	+7.192	17:16:16.728
38	2:05.394	+1.635	17:18:22.122
39	2:04.814	+1.055	17:20:26.936
40	2:06.450	+2.691	17:22:33.386
41	2:05.228	+1.469	17:24:38.614
42	2:05.864	+2.105	17:26:44.478
43	2:05.074	+1.315	17:28:49.552
44	2:05.272	+1.513	17:30:54.824
45	2:05.352	+1.593	17:33:00.176
46	2:04.735	+0.976	17:35:04.911
47	2:06.008	+2.249	17:37:10.919
48	2:07.786	+4.027	17:39:18.705
49	2:04.846	+1.087	17:41:23.551
50	2:05.146	+1.387	17:43:28.697
51	2:04.551	+0.792	17:45:33.248
52	2:04.634	+0.875	17:47:37.882
53	2:05.431	+1.672	17:49:43.313
54	2:05.415	+1.656	17:51:48.728
55	2:05.303	+1.544	17:53:54.031
56	2:04.374	+0.615	17:55:58.405
57	2:08.173	+4.414	17:58:06.578
58	2:05.609	+1.850	18:00:12.187
59	2:04.874	+1.115	18:02:17.061
60	2:05.440	+1.681	18:04:22.501
p61	2:19.190	+15.431	18:06:41.691
62	2:27.805	+24.046	18:09:09.496
63	2:04.571	+0.812	18:11:14.067
64	2:05.177	+1.418	18:13:19.244
65	2:04.975	+1.216	18:15:24.219
66	2:05.576	+1.817	18:17:29.795
Best Tm: 2:03.759			

(48) Putman / Espenlaub

Charles Putman			
1	2:08.566	+4.430	15:48:36.629
2	2:05.375	+1.239	15:50:42.004
3	2:05.168	+1.032	15:52:47.172
4	2:05.394	+1.258	15:54:52.566
5	2:05.011	+0.875	15:56:57.577
6	2:05.142	+1.006	15:59:02.719
7	2:09.246	+5.110	16:01:11.965
8	2:05.980	+1.844	16:03:17.945
9	2:07.752	+3.616	16:05:25.697
10	2:06.755	+2.619	16:07:32.452
11	2:06.523	+2.387	16:09:38.975
12	2:09.287	+5.151	16:11:48.262
13	2:07.959	+3.823	16:13:56.221
14	2:06.849	+2.713	16:16:03.070
Best Tm: 2:05.011			

Charles Espenlaub			
p15	2:57.381	+53.245	16:19:00.451
16	2:15.532	+11.396	16:21:15.983

Lap	Lap Tm	Diff	Time of Day
17	2:06.190	+2.054	16:23:22.173
18	2:06.233	+2.097	16:25:28.406
19	2:06.237	+2.101	16:27:34.643
20	2:07.508	+3.372	16:29:42.151
21	2:18.085	+13.949	16:32:00.236
22	2:21.189	+17.053	16:34:21.425
23	3:19.508	+1:15.372	16:37:40.933
24	2:13.634	+9.498	16:39:54.567
25	4:00.787	+1:56.651	16:43:55.354
26	4:14.251	+2:10.115	16:48:09.605
27	4:00.345	+1:56.209	16:52:09.950
28	3:43.176	+1:39.040	16:55:53.126
29	3:31.112	+1:26.976	16:59:24.238
30	2:05.778	+1.642	17:01:30.016
31	2:04.672	+0.536	17:03:34.688
32	2:04.755	+0.619	17:05:39.443
33	2:04.860	+0.724	17:07:44.303
34	2:04.822	+0.686	17:09:49.125
35	2:05.066	+0.930	17:11:54.191
36	2:04.768	+0.632	17:13:58.959
p37	3:07.800	+1:03.664	17:17:06.759
38	2:12.168	+8.032	17:19:18.927
39	2:05.499	+1.363	17:21:24.426
40	2:05.158	+1.022	17:23:29.584
41	2:05.243	+1.107	17:25:34.827
42	2:05.394	+1.258	17:27:40.221
43	2:04.686	+0.550	17:29:44.907
44	2:05.755	+1.619	17:31:50.662
45	2:05.145	+1.009	17:33:55.807
46	2:04.690	+0.554	17:36:00.497
47	2:04.642	+0.506	17:38:05.139
48	2:05.144	+1.008	17:40:10.283
49	2:04.830	+0.694	17:42:15.113
50	2:04.136		17:44:19.249
51	2:04.412	+0.276	17:46:23.661
52	2:04.413	+0.277	17:48:28.074
53	2:04.363	+0.227	17:50:32.437
54	2:04.465	+0.329	17:52:36.902
55	2:04.781	+0.645	17:54:41.683
56	2:04.380	+0.244	17:56:46.063
57	2:05.153	+1.017	17:58:51.216
58	2:05.421	+1.285	18:00:56.637
59	2:04.329	+0.193	18:03:00.966
60	2:05.370	+1.234	18:05:06.336
61	2:04.985	+0.849	18:07:11.321
62	2:04.872	+0.736	18:09:16.193
63	2:05.191	+1.055	18:11:21.384
64	2:04.140	+0.004	18:13:25.524
65	2:04.595	+0.459	18:15:30.119
66	2:05.954	+1.818	18:17:36.073
Best Tm: 2:04.136			

(61) Johnson / Roush Jr

Jack Roush Jr			
p1	2:55.615	+51.581	15:49:23.133
2	2:12.720	+8.686	15:51:35.853
3	2:06.481	+2.447	15:53:42.334
4	2:05.203	+1.169	15:55:47.537
5	2:04.925	+0.891	15:57:52.462
6	2:05.438	+1.404	15:59:57.900

Lap	Lap Tm	Diff	Time of Day
7	2:05.686	+1.652	16:02:03.586
8	2:06.474	+2.440	16:04:10.060
9	2:11.511	+7.477	16:06:21.571
10	2:06.567	+2.533	16:08:28.138
11	2:05.878	+1.844	16:10:34.016
12	2:06.528	+2.494	16:12:40.544
13	2:05.583	+1.549	16:14:46.127
14	2:05.975	+1.941	16:16:52.102
15	2:08.937	+4.903	16:19:01.039
16	2:07.039	+3.005	16:21:08.078
17	2:06.691	+2.657	16:23:14.769
18	2:07.109	+3.075	16:25:21.878
19	2:06.047	+2.013	16:27:27.925
20	2:13.255	+9.221	16:29:41.180
21	2:18.555	+14.521	16:31:59.735
22	2:21.195	+17.161	16:34:20.930
23	3:19.744	+1:15.710	16:37:40.674
24	2:14.838	+10.804	16:39:55.512
25	4:00.634	+1:56.600	16:43:56.146
26	4:14.215	+2:10.181	16:48:10.361
27	4:00.303	+1:56.269	16:52:10.664
Best Tm: 2:04.925			
Billy Johnson			
p28	4:31.792	+2:27.758	16:56:42.456
29	3:00.200	+56.166	16:59:42.656
30	2:11.152	+7.118	17:01:53.808
31	2:07.289	+3.255	17:04:01.097
32	2:06.884	+2.850	17:06:07.981
33	2:05.042	+1.008	17:08:13.023
34	2:04.034		17:10:17.057
35	2:04.428	+0.394	17:12:21.485
36	2:04.220	+0.186	17:14:25.705
37	2:05.335	+1.301	17:16:31.040
38	2:05.349	+1.315	17:18:36.389
39	2:06.317	+2.283	17:20:42.706
40	2:05.284	+1.250	17:22:47.990
41	2:04.983	+0.949	17:24:52.973
42	2:05.078	+1.044	17:26:58.051
43	2:05.362	+1.328	17:29:03.413
44	2:06.953	+2.919	17:31:10.366
45	2:06.541	+2.507	17:33:16.907
46	2:05.458	+1.424	17:35:22.365
47	2:05.077	+1.043	17:37:27.442
48	2:05.260	+1.226	17:39:32.702
49	2:05.097	+1.063	17:41:37.799
50	2:04.525	+0.491	17:43:42.324
51	2:05.229	+1.195	17:45:47.553
52	2:04.882	+0.848	17:47:52.435
53	2:05.533	+1.499	17:49:57.968
54	2:05.906	+1.872	17:52:03.874
55	2:05.274	+1.240	17:54:09.148
56	2:05.335	+1.301	17:56:14.483
57	2:05.043	+1.009	17:58:19.526
58	2:06.700	+2.666	18:00:26.226
59	2:06.324	+2.290	18:02:32.550
p60	2:27.891	+23.857	18:05:00.441
61	2:10.666	+6.632	18:07:11.107
62	2:04.895	+0.861	18:09:16.002
63	2:05.192	+1.158	18:11:21.194

Timing & Scoring

Race Director

Orbits 4

www.amb-it.com

www.mylaps.com

Licensed to: Grand American Road Racing



PROVISIONAL

Virginia Int'l Raceway


CTSCC

Virginia International Raceway 3.270 Miles

Grand-Am CTSCC Race

4/24/2010 03:30 PM

Race (2:30:00 Time) started at 15:46:27



Lap	Lap Tm	Diff	Time of Day	Lap	Lap Tm	Diff	Time of Day	Lap	Lap Tm	Diff	Time of Day		
64	2:04.830	+0.796	18:13:26.024	50	2:04.740	+0.360	17:44:20.773	36	2:05.152	+0.659	17:14:01.298		
65	2:04.747	+0.713	18:15:30.771	51	2:04.486	+0.106	17:46:25.259	37	2:04.918	+0.425	17:16:06.216		
66	2:09.000	+4.966	18:17:39.771	52	2:04.380		17:48:29.639	38	2:05.357	+0.864	17:18:11.573		
Best Tm: 2:04.034				53	2:04.612	+0.232	17:50:34.251	39	2:04.833	+0.340	17:20:16.406		
(45) Borcheller/ Hendricks				54	2:06.228	+1.848	17:52:40.479	40	2:04.763	+0.270	17:22:21.169		
Andrew Hendricks				55	2:05.468	+1.088	17:54:45.947	41	2:06.151	+1.658	17:24:27.320		
1	2:14.750	+10.370	15:48:44.862	56	2:04.880	+0.500	17:56:50.827	42	2:05.121	+0.628	17:26:32.441		
2	2:07.994	+3.614	15:50:52.856	57	2:04.665	+0.285	17:58:55.492	43	2:05.392	+0.899	17:28:37.833		
3	2:06.844	+2.464	15:52:59.700	58	2:04.846	+0.466	18:01:00.338	44	2:05.280	+0.787	17:30:43.113		
4	2:06.485	+2.105	15:55:06.185	59	2:04.508	+0.128	18:03:04.846	p45	2:16.634	+12.141	17:32:59.747		
5	2:06.769	+2.389	15:57:12.954	60	2:04.599	+0.219	18:05:09.445	46	2:49.083	+44.590	17:35:48.830		
6	2:06.364	+1.984	15:59:19.318	61	2:05.241	+0.861	18:07:14.686	47	2:08.163	+3.670	17:37:56.993		
7	2:06.466	+2.086	16:01:25.784	62	2:05.983	+1.603	18:09:20.669	48	2:05.376	+0.883	17:40:02.369		
8	2:07.806	+3.426	16:03:33.590	63	2:05.375	+0.995	18:11:26.044	49	2:07.118	+2.625	17:42:09.487		
9	2:07.086	+2.706	16:05:40.676	64	2:06.188	+1.808	18:13:32.232	50	2:05.697	+1.204	17:44:15.184		
10	2:07.390	+3.010	16:07:48.066	65	2:04.914	+0.534	18:15:37.146	51	2:04.638	+0.145	17:46:19.822		
11	2:11.450	+7.070	16:09:59.516	66	2:04.814	+0.434	18:17:41.960	52	2:04.997	+0.504	17:48:24.819		
12	2:07.813	+3.433	16:12:07.329	Best Tm: 2:04.380				53	2:04.838	+0.345	17:50:29.657		
13	2:08.861	+4.481	16:14:16.190	(15) Maxwell/ Foster				54	2:05.160	+0.667	17:52:34.817		
14	2:07.546	+3.166	16:16:23.736	Joe Foster				55	2:05.251	+0.758	17:54:40.068		
15	2:06.983	+2.603	16:18:30.719	1	2:06.801	+2.308	15:48:34.088	56	2:05.869	+1.376	17:56:45.937		
16	2:08.431	+4.051	16:20:39.150	2	2:05.201	+0.708	15:50:39.289	57	2:05.115	+0.622	17:58:51.052		
17	2:08.809	+4.429	16:22:47.959	3	2:05.005	+0.512	15:52:44.294	58	2:06.446	+1.953	18:00:57.498		
18	2:08.103	+3.723	16:24:56.062	4	2:05.204	+0.711	15:54:49.498	59	2:04.997	+0.504	18:03:02.495		
19	2:07.826	+3.446	16:27:03.888	5	2:05.693	+1.200	15:56:55.191	60	2:05.796	+1.303	18:05:08.291		
20	2:15.597	+11.217	16:29:19.485	6	2:05.343	+0.850	15:59:00.534	61	2:05.529	+1.036	18:07:13.820		
Best Tm: 2:06.364				7	2:19.990	+15.497	16:01:20.524	62	2:06.657	+2.164	18:09:20.477		
p21	3:16.464	+1:12.084	16:32:35.949	8	2:05.700	+1.207	16:03:26.224	63	2:05.441	+0.948	18:11:25.918		
Terry Borcheller				9	2:05.191	+0.698	16:05:31.415	64	2:07.254	+2.761	18:13:33.172		
22	2:28.386	+24.006	16:35:04.335	10	2:07.087	+2.594	16:07:38.502	65	2:04.995	+0.502	18:15:38.167		
23	2:47.334	+42.954	16:37:51.669	11	2:06.422	+1.929	16:09:44.924	66	2:05.961	+1.468	18:17:44.128		
24	2:17.135	+12.755	16:40:08.804	12	2:06.725	+2.232	16:11:51.649	Best Tm: 2:04.493					
25	3:57.127	+1:52.747	16:44:05.931	13	2:06.218	+1.725	16:13:57.867	(83) Tetreault/ Cosmo					
26	4:10.394	+2:06.014	16:48:16.325	14	2:06.154	+1.661	16:16:04.021	Stewart Tetreault					
27	3:57.187	+1:52.807	16:52:13.512	15	2:04.911	+0.418	16:18:08.932	1	2:19.361	+14.534	15:48:51.148		
p28	4:02.652	+1:58.272	16:56:16.164	16	2:06.430	+1.937	16:20:15.362	2	2:11.550	+6.723	15:51:02.698		
29	3:25.819	+1:21.439	16:59:41.983	17	2:05.839	+1.346	16:22:21.201	3	2:10.852	+6.025	15:53:13.550		
30	2:11.005	+6.625	17:01:52.988	18	2:05.459	+0.966	16:24:26.660	4	2:11.303	+6.476	15:55:24.853		
31	2:06.809	+2.429	17:03:59.797	19	2:05.302	+0.809	16:26:31.962	5	2:11.923	+7.096	15:57:36.776		
32	2:04.510	+0.130	17:06:04.307	20	2:06.871	+2.378	16:28:38.833	6	2:11.265	+6.438	15:59:48.041		
33	2:05.024	+0.644	17:08:09.331	Best Tm: 2:04.911				7	2:10.755	+5.928	16:01:58.796		
34	2:05.713	+1.333	17:10:15.044	p21	2:52.733	+48.240	16:31:31.566	8	2:11.054	+6.227	16:04:09.850		
35	2:04.555	+0.175	17:12:19.599	Scott Maxwell				9	2:13.406	+8.579	16:06:23.256		
36	2:04.452	+0.072	17:14:24.051	22	3:29.021	+1:24.528	16:35:00.587	10	2:11.749	+6.922	16:08:35.005		
37	2:06.438	+2.058	17:16:30.489	23	2:50.292	+45.799	16:37:50.879	11	2:10.928	+6.101	16:10:45.933		
38	2:05.526	+1.146	17:18:36.015	24	2:15.177	+10.684	16:40:06.056	12	2:11.789	+6.962	16:12:57.722		
39	2:06.334	+1.954	17:20:42.349	25	3:56.265	+1:51.772	16:44:02.321	13	2:11.661	+6.834	16:15:09.383		
40	2:04.833	+0.453	17:22:47.182	26	4:09.956	+2:05.463	16:48:12.277	14	2:13.446	+8.619	16:17:22.829		
41	2:05.634	+1.254	17:24:52.816	27	3:59.385	+1:54.892	16:52:11.662	15	2:12.240	+7.413	16:19:35.069		
42	2:04.631	+0.251	17:26:57.447	28	3:42.404	+1:37.911	16:55:54.066	16	2:12.233	+7.406	16:21:47.302		
43	2:05.646	+1.266	17:29:03.093	29	3:30.597	+1:26.104	16:59:24.663	17	2:13.207	+8.380	16:24:00.509		
44	2:05.654	+1.274	17:31:08.747	30	2:06.574	+2.081	17:01:31.237	18	2:13.762	+8.935	16:26:14.271		
45	2:05.222	+0.842	17:33:13.969	31	2:04.493		17:03:35.730	19	2:13.675	+8.848	16:28:27.946		
46	2:04.856	+0.476	17:35:18.825	32	2:04.875	+0.382	17:05:40.605	20	2:14.739	+9.912	16:30:42.685		
p47	2:40.235	+35.855	17:37:59.060	33	2:04.822	+0.329	17:07:45.427	Best Tm: 2:10.755					
48	2:12.507	+8.127	17:40:11.567	34	2:04.964	+0.471	17:09:50.391	Guy Cosmo					
49	2:04.466	+0.086	17:42:16.033	35	2:05.755	+1.262	17:11:56.146	p21	3:24.647	+1:19.820	16:34:07.332		
								22	2:17.572	+12.745	16:36:24.904		

Timing & Scoring

Race Director

Orbits 4

www.amb-it.com

www.mylaps.com

Licensed to: Grand American Road Racing



PROVISIONAL

Virginia Int'l Raceway


CTSCC

Virginia International Raceway 3.270 Miles

Grand-Am CTSCC Race

4/24/2010 03:30 PM

Race (2:30:00 Time) started at 15:46:27



Lap	Lap Tm	Diff	Time of Day
23	2:06.764	+1.937	16:38:31.668
24	2:11.248	+6.421	16:40:42.916
25	3:42.319	+1:37.492	16:44:25.235
26	4:10.931	+2:06.104	16:48:36.166
27	3:45.524	+1:40.697	16:52:21.690
28	3:40.226	+1:35.399	16:56:01.916
29	3:25.168	+1:20.341	16:59:27.084
30	2:08.020	+3.193	17:01:35.104
31	2:06.382	+1.555	17:03:41.486
32	2:07.029	+2.202	17:05:48.515
33	2:06.008	+1.181	17:07:54.523
34	2:06.084	+1.257	17:10:00.607
35	2:05.857	+1.030	17:12:06.464
36	2:05.296	+0.469	17:14:11.760
37	2:05.678	+0.851	17:16:17.438
38	2:05.196	+0.369	17:18:22.634
39	2:05.050	+0.223	17:20:27.684
40	2:06.116	+1.289	17:22:33.800
41	2:05.602	+0.775	17:24:39.402
42	2:06.447	+1.620	17:26:45.849
43	2:05.499	+0.672	17:28:51.348
44	2:07.288	+2.461	17:30:58.636
45	2:04.827		17:33:03.463
46	2:05.529	+0.702	17:35:08.992
47	2:05.218	+0.391	17:37:14.210
48	2:06.547	+1.720	17:39:20.757
49	2:06.370	+1.543	17:41:27.127
50	2:05.356	+0.529	17:43:32.483
51	2:05.849	+1.022	17:45:38.332
52	2:05.462	+0.635	17:47:43.794
53	2:05.007	+0.180	17:49:48.801
54	2:11.243	+6.416	17:52:00.044
55	2:05.088	+0.261	17:54:05.132
56	2:04.978	+0.151	17:56:10.110
p57	2:36.726	+31.899	17:58:46.836
58	2:11.038	+6.211	18:00:57.874
59	2:05.106	+0.279	18:03:02.980
60	2:05.524	+0.697	18:05:08.504
61	2:06.050	+1.223	18:07:14.554
62	2:06.909	+2.082	18:09:21.463
63	2:05.894	+1.067	18:11:27.357
64	2:06.434	+1.607	18:13:33.791
65	2:04.854	+0.027	18:15:38.645
66	2:07.160	+2.333	18:17:45.805

Best Tm: 2:04.827

(52) Michaelian/ Martin

	Lap Tm	Diff	Time of Day
Bob Michaelian			
1	2:09.352	+4.032	15:48:37.658
2	2:05.542	+0.222	15:50:43.200
3	2:05.891	+0.571	15:52:49.091
4	2:05.531	+0.211	15:54:54.622
5	2:05.979	+0.659	15:57:00.601
6	2:05.972	+0.652	15:59:06.573
7	2:06.542	+1.222	16:01:13.115
8	2:05.935	+0.615	16:03:19.050
9	2:07.281	+1.961	16:05:26.331
10	2:06.604	+1.284	16:07:32.935
11	2:08.047	+2.727	16:09:40.982
12	2:08.847	+3.527	16:11:49.829

Lap	Lap Tm	Diff	Time of Day
13	2:06.903	+1.583	16:13:56.732
14	2:07.981	+2.661	16:16:04.713
15	2:06.327	+1.007	16:18:11.040
16	2:07.724	+2.404	16:20:18.764
17	2:07.105	+1.785	16:22:25.869
18	2:06.805	+1.485	16:24:32.674
19	2:07.321	+2.001	16:26:39.995
20	2:09.448	+4.128	16:28:49.443
21	2:32.757	+27.437	16:31:22.200
22	2:50.899	+45.579	16:34:13.099
23	3:26.208	+1:20.888	16:37:39.307
24	2:13.761	+8.441	16:39:53.068
25	4:01.304	+1:55.984	16:43:54.372
26	4:14.241	+2:08.921	16:48:08.613

Best Tm: 2:05.531

Dean Martin

Lap	Lap Tm	Diff	Time of Day
p27	4:51.976	+2:46.656	16:53:00.589
28	3:29.660	+1:24.340	16:56:30.249
29	3:06.500	+1:01.180	16:59:36.749
30	2:09.842	+4.522	17:01:46.591
31	2:05.884	+0.564	17:03:52.475
32	2:05.524	+0.204	17:05:57.999
33	2:06.096	+0.776	17:08:04.095
34	2:05.603	+0.283	17:10:09.698
35	2:06.182	+0.862	17:12:15.880
36	2:06.056	+0.736	17:14:21.936
37	2:07.324	+2.004	17:16:29.260
38	2:06.507	+1.187	17:18:35.767
39	2:06.672	+1.352	17:20:42.439
40	2:06.272	+0.952	17:22:48.711
41	2:06.657	+1.337	17:24:55.368
42	2:05.855	+0.535	17:27:01.223
43	2:05.386	+0.066	17:29:06.609
44	2:05.613	+0.293	17:31:12.222
45	2:06.141	+0.821	17:33:18.363
46	2:05.320		17:35:23.683
47	2:05.821	+0.501	17:37:29.504
48	2:05.958	+0.638	17:39:35.462
49	2:05.684	+0.364	17:41:41.146
50	2:07.561	+2.241	17:43:48.707
51	2:05.567	+0.247	17:45:54.274
52	2:06.009	+0.689	17:48:00.283
53	2:05.742	+0.422	17:50:06.025
54	2:06.074	+0.754	17:52:12.099
55	2:06.366	+1.046	17:54:18.465
56	2:06.402	+1.082	17:56:24.867
57	2:05.516	+0.196	17:58:30.383
58	2:05.729	+0.409	18:00:36.112
59	2:05.545	+0.225	18:02:41.657
p60	2:33.540	+28.220	18:05:15.197
61	2:11.040	+5.720	18:07:26.237
62	2:05.745	+0.425	18:09:31.982
63	2:06.000	+0.680	18:11:37.982
64	2:06.190	+0.870	18:13:44.172
65	2:05.936	+0.616	18:15:50.108
66	2:06.999	+1.679	18:17:57.107

Best Tm: 2:05.320

(44) Potter/ Keen

Lap	Lap Tm	Diff	Time of Day
John Potter			
1	2:14.348	+9.418	15:48:44.174
2	2:07.546	+2.616	15:50:51.720
3	2:06.661	+1.731	15:52:58.381
4	2:07.135	+2.205	15:55:05.516
5	2:08.135	+3.205	15:57:13.651
6	2:07.098	+2.168	15:59:20.749
7	2:06.523	+1.593	16:01:27.272
8	2:06.953	+2.023	16:03:34.225
9	2:06.860	+1.930	16:05:41.085
10	2:07.910	+2.980	16:07:48.995
11	2:11.729	+6.799	16:10:00.724
12	2:08.210	+3.280	16:12:08.934
13	2:08.180	+3.250	16:14:17.114
14	2:07.923	+2.993	16:16:25.037
15	2:08.156	+3.226	16:18:33.193
16	2:09.778	+4.848	16:20:42.971
17	2:08.691	+3.761	16:22:51.662
18	2:09.454	+4.524	16:25:01.116
19	2:08.332	+3.402	16:27:09.448
20	2:10.491	+5.561	16:29:19.939

Best Tm: 2:06.523

Leh Keen

Lap	Lap Tm	Diff	Time of Day
p21	3:36.597	+1:31.667	16:32:56.536
22	2:19.411	+14.481	16:35:15.947
23	2:37.649	+32.719	16:37:53.596
24	2:19.146	+14.216	16:40:12.742
25	3:57.280	+1:52.350	16:44:10.022
26	4:09.368	+2:04.438	16:48:19.390
27	3:55.772	+1:50.842	16:52:15.162
28	3:41.745	+1:36.815	16:55:56.907
29	3:28.580	+1:23.650	16:59:25.487
30	2:07.457	+2.527	17:01:32.944
31	2:05.802	+0.872	17:03:38.746
32	2:04.930		17:05:43.676
33	2:06.098	+1.168	17:07:49.774
34	2:04.948	+0.018	17:09:54.722
35	2:05.653	+0.723	17:12:00.375
36	2:06.028	+1.098	17:14:06.403
37	2:06.883	+1.953	17:16:13.286
38	2:05.478	+0.548	17:18:18.764
39	2:06.662	+1.732	17:20:25.426
40	2:06.951	+2.021	17:22:32.377
41	2:05.432	+0.502	17:24:37.809
42	2:05.812	+0.882	17:26:43.621
43	2:06.992	+2.062	17:28:50.613
44	2:07.099	+2.169	17:30:57.712
45	2:05.402	+0.472	17:33:03.114
46	2:05.301	+0.371	17:35:08.415
47	2:05.568	+0.638	17:37:13.983
48	2:06.263	+1.333	17:39:20.246
49	2:06.747	+1.817	17:41:26.993
50	2:05.290	+0.360	17:43:32.283
51	2:05.868	+0.938	17:45:38.151
52	2:05.446	+0.516	17:47:43.597
p53	2:46.804	+41.874	17:50:30.401
54	2:11.345	+6.415	17:52:41.746
55	2:06.654	+1.724	17:54:48.400
56	2:05.863	+0.933	17:56:54.263
57	2:06.162	+1.232	17:59:00.425

Timing & Scoring

Race Director

Orbits 4

www.amb-it.com

www.mylaps.com

Licensed to: Grand American Road Racing



PROVISIONAL

Virginia Int'l Raceway

CTSCC

Virginia International Raceway 3.270 Miles

Grand-Am CTSCC Race

4/24/2010 03:30 PM

Race (2:30:00 Time) started at 15:46:27



Lap	Lap Tm	Diff	Time of Day
58	2:06.296	+1.366	18:01:06.721
59	2:06.375	+1.445	18:03:13.096
60	2:06.245	+1.315	18:05:19.341
61	2:06.093	+1.163	18:07:25.434
62	2:06.748	+1.818	18:09:32.182
63	2:06.739	+1.809	18:11:38.921
64	2:06.337	+1.407	18:13:45.258
65	2:06.139	+1.209	18:15:51.397
66	2:06.140	+1.210	18:17:57.537
Best Tm: 2:04.930			

(41) Ballou/ Pumpelly

Ted Ballou

1	2:17.798	+13.128	15:48:48.778
2	2:10.640	+5.970	15:50:59.418
3	2:08.966	+4.296	15:53:08.384
4	2:08.866	+4.196	15:55:17.250
5	2:09.857	+5.187	15:57:27.107
6	2:08.927	+4.257	15:59:36.034
7	2:07.825	+3.155	16:01:43.859
8	2:07.796	+3.126	16:03:51.655
9	2:07.833	+3.163	16:05:59.488
10	2:10.000	+5.330	16:08:09.488
11	2:08.863	+4.193	16:10:18.351
12	2:08.532	+3.862	16:12:26.883
13	2:08.989	+4.319	16:14:35.872
14	2:09.962	+5.292	16:16:45.834
15	2:08.721	+4.051	16:18:54.555
16	2:08.022	+3.352	16:21:02.577
17	2:08.274	+3.604	16:23:10.851
18	2:08.444	+3.774	16:25:19.295
19	2:09.282	+4.612	16:27:28.577
20	2:13.025	+8.355	16:29:41.602
Best Tm: 2:07.796			

Spencer Pumpelly

p21	3:43.043	+1:38.373	16:33:24.645
22	2:18.104	+13.434	16:35:42.749
23	2:15.923	+11.253	16:37:58.672
24	2:18.321	+13.651	16:40:16.993
25	3:56.448	+1:51.778	16:44:13.441
26	4:09.943	+2:05.273	16:48:23.384
27	3:55.142	+1:50.472	16:52:18.526
p28	4:00.662	+1:55.992	16:56:19.188
29	3:23.028	+1:18.358	16:59:42.216
30	2:11.274	+6.604	17:01:53.490
31	2:08.953	+4.283	17:04:02.443
32	2:06.313	+1.643	17:06:08.756
33	2:07.105	+2.435	17:08:15.861
34	2:05.320	+0.650	17:10:21.181
35	2:05.285	+0.615	17:12:26.466
36	2:04.830	+0.160	17:14:31.296
37	2:05.317	+0.647	17:16:36.613
38	2:05.523	+0.853	17:18:42.136
39	2:05.084	+0.414	17:20:47.220
40	2:05.647	+0.977	17:22:52.867
41	2:04.954	+0.284	17:24:57.821
42	2:04.844	+0.174	17:27:02.665
43	2:05.182	+0.512	17:29:07.847
44	2:05.529	+0.859	17:31:13.376

Lap	Lap Tm	Diff	Time of Day
45	2:05.632	+0.962	17:33:19.008
46	2:06.204	+1.534	17:35:25.212
47	2:04.670		17:37:29.882
48	2:06.623	+1.953	17:39:36.505
49	2:05.034	+0.364	17:41:41.539
50	2:07.530	+2.860	17:43:49.069
p51	2:44.200	+39.530	17:46:33.269
52	2:11.869	+7.199	17:48:45.138
53	2:06.072	+1.402	17:50:51.210
54	2:06.102	+1.432	17:52:57.312
55	2:05.499	+0.829	17:55:02.811
56	2:06.020	+1.350	17:57:08.831
57	2:05.961	+1.291	17:59:14.792
58	2:05.120	+0.450	18:01:19.912
59	2:05.230	+0.560	18:03:25.142
60	2:05.025	+0.355	18:05:30.167
61	2:04.721	+0.051	18:07:34.888
62	2:06.203	+1.533	18:09:41.091
63	2:04.795	+0.125	18:11:45.886
64	2:07.075	+2.405	18:13:52.961
65	2:06.190	+1.520	18:15:59.151
66	2:07.856	+3.186	18:18:07.007
Best Tm: 2:04.670			

(38) Jenkins/ Stanton

Steve Jenkins

1	2:14.963	+9.908	15:48:44.507
2	2:07.410	+2.355	15:50:51.917
3	2:08.119	+3.064	15:53:00.036
4	2:06.890	+1.835	15:55:06.926
5	2:06.907	+1.852	15:57:13.833
6	2:07.570	+2.515	15:59:21.403
7	2:06.753	+1.698	16:01:28.156
8	2:06.914	+1.859	16:03:35.070
9	2:06.778	+1.723	16:05:41.848
10	2:07.372	+2.317	16:07:49.220
11	2:11.609	+6.554	16:10:00.829
12	2:08.360	+3.305	16:12:09.189
13	2:35.408	+30.353	16:14:44.597
14	2:07.002	+1.947	16:16:51.599
15	2:09.898	+4.843	16:19:01.497
16	2:09.571	+4.516	16:21:11.068
17	2:07.673	+2.618	16:23:18.741
18	2:08.079	+3.024	16:25:26.820
19	2:08.551	+3.496	16:27:35.371
20	2:10.054	+4.999	16:29:45.425
Best Tm: 2:06.753			

Craig Stanton

p21	3:24.963	+1:19.908	16:33:10.388
22	2:17.584	+12.529	16:35:27.972
23	2:26.237	+21.182	16:37:54.209
24	2:22.067	+17.012	16:40:16.276
25	3:56.414	+1:51.359	16:44:12.690
26	4:09.723	+2:04.668	16:48:22.413
27	3:55.311	+1:50.256	16:52:17.724
28	3:41.452	+1:36.397	16:55:59.176
29	3:27.169	+1:22.114	16:59:26.345
30	2:07.078	+2.023	17:01:33.423
31	2:06.546	+1.491	17:03:39.969

Lap	Lap Tm	Diff	Time of Day
32	2:05.055		17:05:45.024
33	2:05.126	+0.071	17:07:50.150
34	2:05.980	+0.925	17:09:56.130
35	2:06.225	+1.170	17:12:02.355
36	2:06.167	+1.112	17:14:08.522
37	2:05.884	+0.829	17:16:14.406
38	2:06.233	+1.178	17:18:20.639
39	2:06.051	+0.996	17:20:26.690
40	2:06.366	+1.311	17:22:33.056
41	2:06.226	+1.171	17:24:39.282
42	2:07.377	+2.322	17:26:46.659
43	2:06.467	+1.412	17:28:53.126
44	2:06.090	+1.035	17:30:59.216
45	2:05.826	+0.771	17:33:05.042
46	2:05.641	+0.586	17:35:10.683
47	2:05.569	+0.514	17:37:16.252
48	2:07.660	+2.605	17:39:23.912
49	2:05.723	+0.668	17:41:29.635
50	2:05.639	+0.584	17:43:35.274
51	2:05.230	+0.175	17:45:40.504
52	2:05.768	+0.713	17:47:46.272
53	2:05.317	+0.262	17:49:51.589
54	2:05.747	+0.692	17:51:57.336
55	2:05.473	+0.418	17:54:02.809
p56	2:30.368	+25.313	17:56:33.177
57	2:10.980	+5.925	17:58:44.157
58	2:05.615	+0.560	18:00:49.772
59	2:05.193	+0.138	18:02:54.965
60	2:08.285	+3.230	18:05:03.250
61	2:05.565	+0.510	18:07:08.815
p62	2:28.251	+23.196	18:09:37.066
63	2:11.684	+6.629	18:11:48.750
64	2:05.922	+0.867	18:13:54.672
65	2:06.119	+1.064	18:16:00.791
66	2:07.313	+2.258	18:18:08.104
Best Tm: 2:05.055			

(16) Jeannette/ Montecalvo

Frank Montecalvo

1	2:09.908	+4.596	15:48:38.403
2	2:05.723	+0.411	15:50:44.126
3	2:05.975	+0.663	15:52:50.101
4	2:05.511	+0.199	15:54:55.612
5	2:05.770	+0.458	15:57:01.382
6	2:05.871	+0.559	15:59:07.253
7	2:06.623	+1.311	16:01:13.876
8	2:06.295	+0.983	16:03:20.171
9	2:07.017	+1.705	16:05:27.188
10	2:07.683	+2.371	16:07:34.871
11	2:08.804	+3.492	16:09:43.675
12	2:07.156	+1.844	16:11:50.831
13	2:08.142	+2.830	16:13:58.973
14	2:06.715	+1.403	16:16:05.688
15	2:07.322	+2.010	16:18:13.010
16	2:06.311	+0.999	16:20:19.321
17	2:07.034	+1.722	16:22:26.355
18	2:06.886	+1.574	16:24:33.241
19	2:07.356	+2.044	16:26:40.597
20	2:09.610	+4.298	16:28:50.207
p21	3:40.382	+1:35.070	16:32:30.589

Timing & Scoring

Race Director

Orbits 4

www.amb-it.com

www.mylaps.com

Licensed to: Grand American Road Racing



PROVISIONAL

Virginia Int'l Raceway

CTSCC

Virginia International Raceway 3.270 Miles

Grand-Am CTSCC Race

4/24/2010 03:30 PM

Race (2:30:00 Time) started at 15:46:27



Lap	Lap Tm	Diff	Time of Day
Best Tm: 2:05.511			
Gunnar Jeanette			
22	3:24.445	+1:19.133	16:35:55.034
23	2:07.112	+1.800	16:38:02.146
24	2:21.253	+15.941	16:40:23.399
25	3:55.789	+1:50.477	16:44:19.188
26	4:10.794	+2:05.482	16:48:29.982
27	3:49.169	+1:43.857	16:52:19.151
28	3:41.258	+1:35.946	16:56:00.409
29	3:26.077	+1:20.765	16:59:26.486
30	2:07.629	+2.317	17:01:34.115
31	2:06.481	+1.169	17:03:40.596
32	2:05.312		17:05:45.908
33	2:05.759	+0.447	17:07:51.667
34	2:05.976	+0.664	17:09:57.643
35	2:06.025	+0.713	17:12:03.668
36	2:05.332	+0.020	17:14:09.000
37	2:08.445	+3.133	17:16:17.445
38	2:06.396	+1.084	17:18:23.841
39	2:06.992	+1.680	17:20:30.833
40	2:05.826	+0.514	17:22:36.659
41	2:05.433	+0.121	17:24:42.092
42	2:05.474	+0.162	17:26:47.566
43	2:07.808	+2.496	17:28:55.374
p44	2:18.637	+13.325	17:31:14.011
45	2:48.437	+43.125	17:34:02.448
46	2:06.841	+1.529	17:36:09.289
47	2:06.152	+0.840	17:38:15.441
48	2:05.603	+0.291	17:40:21.044
49	2:07.275	+1.963	17:42:28.319
50	2:06.970	+1.658	17:44:35.289
51	2:05.847	+0.535	17:46:41.136
52	2:05.890	+0.578	17:48:47.026
53	2:06.084	+0.772	17:50:53.110
54	2:05.607	+0.295	17:52:58.717
55	2:05.760	+0.448	17:55:04.477
56	2:05.901	+0.589	17:57:10.378
57	2:05.907	+0.595	17:59:16.285
58	2:06.186	+0.874	18:01:22.471
59	2:05.751	+0.439	18:03:28.222
60	2:06.476	+1.164	18:05:34.698
61	2:06.186	+0.874	18:07:40.884
62	2:05.776	+0.464	18:09:46.660
63	2:05.904	+0.592	18:11:52.564
64	2:05.991	+0.679	18:13:58.555
65	2:06.862	+1.550	18:16:05.417
66	2:05.800	+0.488	18:18:11.217
Best Tm: 2:05.312			

(37) Seafuse/ Gue

Lap	Lap Tm	Diff	Time of Day
Bret Seafuse			
1	2:08.171	+3.519	15:48:35.967
2	2:04.998	+0.346	15:50:40.965
3	2:05.191	+0.539	15:52:46.156
4	2:04.920	+0.268	15:54:51.076
5	2:05.246	+0.594	15:56:56.322
6	2:05.324	+0.672	15:59:01.646
7	2:07.876	+3.224	16:01:09.522
8	2:05.090	+0.438	16:03:14.612

Lap	Lap Tm	Diff	Time of Day
9	2:08.351	+3.699	16:05:22.963
10	2:06.269	+1.617	16:07:29.232
11	2:06.918	+2.266	16:09:36.150
12	2:06.683	+2.031	16:11:42.833
13	2:07.000	+2.348	16:13:49.833
14	2:07.529	+2.877	16:15:57.362
15	2:07.661	+3.009	16:18:05.023
16	2:06.640	+1.988	16:20:11.663
17	2:07.104	+2.452	16:22:18.767
18	2:05.620	+0.968	16:24:24.387
19	2:05.549	+0.897	16:26:29.936
20	2:06.364	+1.712	16:28:36.300
21	2:17.953	+13.301	16:30:54.253
22	3:18.182	+1:13.530	16:34:12.435
23	3:26.705	+1:22.053	16:37:39.140
24	2:11.596	+6.944	16:39:50.736
25	4:00.954	+1:56.302	16:43:51.690
26	4:13.895	+2:09.243	16:48:05.585
27	4:01.919	+1:57.267	16:52:07.504
28	3:44.418	+1:39.766	16:55:51.922
29	3:31.806	+1:27.154	16:59:23.728
30	2:06.116	+1.464	17:01:29.844
31	2:05.464	+0.812	17:03:35.308
32	2:04.900	+0.248	17:05:40.208
33	2:04.652		17:07:44.860
34	2:05.016	+0.364	17:09:49.876
p35	2:18.405	+13.753	17:12:08.281
Best Tm: 2:04.652			

James Gue

Lap	Lap Tm	Diff	Time of Day
36	3:17.559	+1:12.907	17:15:25.840
37	2:07.283	+2.631	17:17:33.123
38	2:07.017	+2.365	17:19:40.140
39	2:06.293	+1.641	17:21:46.433
40	2:07.665	+3.013	17:23:54.098
41	2:06.078	+1.426	17:26:00.176
42	2:05.819	+1.167	17:28:05.995
43	2:05.962	+1.310	17:30:11.957
44	2:05.793	+1.141	17:32:17.750
45	2:05.599	+0.947	17:34:23.349
46	2:05.522	+0.870	17:36:28.871
47	2:06.553	+1.901	17:38:35.424
48	2:05.740	+1.088	17:40:41.164
49	2:05.486	+0.834	17:42:46.650
50	2:05.589	+0.937	17:44:52.239
51	2:06.140	+1.488	17:46:58.379
52	2:05.864	+1.212	17:49:04.243
53	2:05.842	+1.190	17:51:10.085
54	2:06.491	+1.839	17:53:16.576
55	2:06.074	+1.422	17:55:22.650
56	2:06.589	+1.937	17:57:29.239
57	2:06.144	+1.492	17:59:35.383
58	2:05.884	+1.232	18:01:41.267
59	2:06.332	+1.680	18:03:47.599
60	2:07.532	+2.880	18:05:55.131
61	2:06.607	+1.955	18:08:01.738
62	2:06.247	+1.595	18:10:07.985
63	2:05.873	+1.221	18:12:13.858
64	2:08.356	+3.704	18:14:22.214
65	2:06.450	+1.798	18:16:28.664
66	2:08.673	+4.021	18:18:37.337

Lap	Lap Tm	Diff	Time of Day
Best Tm: 2:05.486			
(14) Edwards/ Anthony Jr			
Rick Edwards			
1	2:18.449	+14.302	15:48:49.821
2	2:10.190	+6.043	15:51:00.011
3	2:09.060	+4.913	15:53:09.071
4	2:08.811	+4.664	15:55:17.882
5	2:08.911	+4.764	15:57:26.793
6	2:08.178	+4.031	15:59:34.971
7	2:07.586	+3.439	16:01:42.557
8	2:07.844	+3.697	16:03:50.401
9	2:08.512	+4.365	16:05:58.913
10	2:09.962	+5.815	16:08:08.875
11	2:08.960	+4.813	16:10:17.835
12	2:08.774	+4.627	16:12:26.609
13	2:08.925	+4.778	16:14:35.534
14	2:09.627	+5.480	16:16:45.161
15	2:08.350	+4.203	16:18:53.511
16	2:07.874	+3.727	16:21:01.385
17	2:08.456	+4.309	16:23:09.841
18	2:08.062	+3.915	16:25:17.903
19	2:08.563	+4.416	16:27:26.466
20	2:14.372	+10.225	16:29:40.838
Best Tm: 2:07.586			

Ted Anthony Jr

Lap	Lap Tm	Diff	Time of Day
p21	3:35.343	+1:31.196	16:33:16.181
22	2:16.493	+12.346	16:35:32.674
23	2:21.922	+17.775	16:37:54.596
24	2:20.539	+16.392	16:40:15.135
25	3:55.684	+1:51.537	16:44:10.819
26	4:08.962	+2:04.815	16:48:19.781
27	3:55.871	+1:51.724	16:52:15.652
28	3:42.396	+1:38.249	16:55:58.048
29	3:27.771	+1:23.624	16:59:25.819
30	2:07.148	+3.001	17:01:32.967
31	2:04.228	+0.081	17:03:37.195
32	2:04.147		17:05:41.342
33	2:04.861	+0.714	17:07:46.203
34	2:04.983	+0.836	17:09:51.186
35	2:05.593	+1.446	17:11:56.779
36	2:05.610	+1.463	17:14:02.389
37	2:08.117	+3.970	17:16:10.506
38	2:05.595	+1.448	17:18:16.101
39	2:05.174	+1.027	17:20:21.275
40	2:05.811	+1.664	17:22:27.086
41	2:05.681	+1.534	17:24:32.767
42	2:06.270	+2.123	17:26:39.037
43	2:07.037	+2.890	17:28:46.074
44	2:06.101	+1.954	17:30:52.175
45	2:06.703	+2.556	17:32:58.878
46	2:15.262	+11.115	17:35:14.140
47	2:06.213	+2.066	17:37:20.353
48	2:06.029	+1.882	17:39:26.382
49	2:07.224	+3.077	17:41:33.606
50	2:07.069	+2.922	17:43:40.675
p51	3:11.465	+1:07.318	17:46:52.140
52	2:11.221	+7.074	17:49:03.361
53	2:05.167	+1.020	17:51:08.528

Timing & Scoring

Race Director

Orbits 4

www.amb-it.com

www.mylaps.com

Licensed to: Grand American Road Racing



PROVISIONAL

Virginia Int'l Raceway


CTSCC

Virginia International Raceway 3.270 Miles

Grand-Am CTSCC Race

4/24/2010 03:30 PM

Race (2:30:00 Time) started at 15:46:27



Lap	Lap Tm	Diff	Time of Day
54	2:05.629	+1.482	17:53:14.157
55	2:05.460	+1.313	17:55:19.617
56	2:06.449	+2.302	17:57:26.066
57	2:05.530	+1.383	17:59:31.596
58	2:07.820	+3.673	18:01:39.416
59	2:07.275	+3.128	18:03:46.691
60	2:07.695	+3.548	18:05:54.386
61	2:06.545	+2.398	18:08:00.931
62	2:06.389	+2.242	18:10:07.320
63	2:05.907	+1.760	18:12:13.227
64	2:08.746	+4.599	18:14:21.973
65	2:06.407	+2.260	18:16:28.380
66	2:09.192	+5.045	18:18:37.572
Best Tm: 2:04.147			

(99) Hillestad/ Waddell/ Russell

David Russell

1	2:10.277	+4.890	15:48:38.842
2	2:05.738	+0.351	15:50:44.580
3	2:05.786	+0.399	15:52:50.366
4	2:05.940	+0.553	15:54:56.306
5	2:05.974	+0.587	15:57:02.280
6	2:05.890	+0.503	15:59:08.170
7	2:06.238	+0.851	16:01:14.408
8	2:06.418	+1.031	16:03:20.826
9	2:06.613	+1.226	16:05:27.439
10	2:08.552	+3.165	16:07:35.991
11	2:08.448	+3.061	16:09:44.439
12	2:07.800	+2.413	16:11:52.239
13	2:07.630	+2.243	16:13:59.869
14	2:08.284	+2.897	16:16:08.153
15	2:07.769	+2.382	16:18:15.922
16	2:07.378	+1.991	16:20:23.300
17	2:07.525	+2.138	16:22:30.825
18	2:08.852	+3.465	16:24:39.677
19	2:06.892	+1.505	16:26:46.569
20	2:08.159	+2.772	16:28:54.728
21	2:31.493	+26.106	16:31:26.221
22	2:48.491	+43.104	16:34:14.712
23	3:25.041	+1:19.654	16:37:39.753
24	2:15.432	+10.045	16:39:55.185
Best Tm: 2:05.738			

Barry Waddell

p25	5:08.990	+3:03.603	16:45:04.175
26	3:45.204	+1:39.817	16:48:49.379
27	3:36.799	+1:31.412	16:52:26.178
28	3:39.409	+1:34.022	16:56:05.587
29	3:22.608	+1:17.221	16:59:28.195
30	2:09.008	+3.621	17:01:37.203
31	2:06.992	+1.605	17:03:44.195
32	2:05.637	+0.250	17:05:49.832
33	2:06.638	+1.251	17:07:56.470
34	2:05.913	+0.526	17:10:02.383
35	2:06.757	+1.370	17:12:09.140
36	2:06.106	+0.719	17:14:15.246
37	2:07.539	+2.152	17:16:22.785
38	2:07.013	+1.626	17:18:29.798
39	2:06.063	+0.676	17:20:35.861
40	2:05.995	+0.608	17:22:41.856

Lap	Lap Tm	Diff	Time of Day
41	2:08.395	+3.008	17:24:50.251
42	2:06.330	+0.943	17:26:56.581
43	2:07.505	+2.118	17:29:04.086
44	2:07.477	+2.090	17:31:11.563
45	2:07.216	+1.829	17:33:18.779
46	2:06.118	+0.731	17:35:24.897
47	2:06.653	+1.266	17:37:31.550
48	2:07.045	+1.658	17:39:38.595
49	2:06.057	+0.670	17:41:44.652
50	2:06.136	+0.749	17:43:50.788
51	2:06.491	+1.104	17:45:57.279
52	2:05.387		17:48:02.666
53	2:07.867	+2.480	17:50:10.533
54	2:05.744	+0.357	17:52:16.277
55	2:07.146	+1.759	17:54:23.423
56	2:06.816	+1.429	17:56:30.239
57	2:10.895	+5.508	17:58:41.134
58	2:06.621	+1.234	18:00:47.755
59	2:05.806	+0.419	18:02:53.561
p60	2:42.608	+37.221	18:05:36.169
p61	2:22.459	+17.072	18:07:58.628
62	2:12.586	+7.199	18:10:11.214
63	2:05.692	+0.305	18:12:16.906
64	2:06.750	+1.363	18:14:23.656
65	2:06.133	+0.746	18:16:29.789
66	2:07.805	+2.418	18:18:37.594
Best Tm: 2:05.387			

(9) Plumb / Stone

Craig Stone

1	2:12.800	+8.431	15:48:41.653
2	2:06.447	+2.078	15:50:48.100
3	2:06.501	+2.132	15:52:54.601
4	2:06.292	+1.923	15:55:00.893
5	2:07.169	+2.800	15:57:08.062
6	2:06.870	+2.501	15:59:14.932
7	2:08.442	+4.073	16:01:23.374
8	2:06.375	+2.006	16:03:29.749
9	2:06.137	+1.768	16:05:35.886
10	2:07.908	+3.539	16:07:43.794
11	2:08.064	+3.695	16:09:51.858
12	2:08.387	+4.018	16:12:00.245
13	2:06.879	+2.510	16:14:07.124
14	2:07.608	+3.239	16:16:14.732
15	2:06.954	+2.585	16:18:21.686
16	2:06.728	+2.359	16:20:28.414
17	2:06.805	+2.436	16:22:35.219
18	2:08.232	+3.863	16:24:43.451
19	2:06.607	+2.238	16:26:50.058
20	2:12.560	+8.191	16:29:02.618
Best Tm: 2:06.137			

Hugh Plumb

p21	3:29.346	+1:24.977	16:32:31.964
22	2:29.560	+25.191	16:35:01.524
23	2:49.667	+45.298	16:37:51.191
24	2:15.284	+10.915	16:40:06.475
25	3:56.427	+1:52.058	16:44:02.902
26	4:10.450	+2:06.081	16:48:13.352
27	3:59.307	+1:54.938	16:52:12.659

Lap	Lap Tm	Diff	Time of Day
28	3:42.289	+1:37.920	16:55:54.948
29	3:30.087	+1:25.718	16:59:25.035
30	2:06.585	+2.216	17:01:31.620
31	2:04.369		17:03:35.989
32	2:04.822	+0.453	17:05:40.811
33	2:04.744	+0.375	17:07:45.555
34	2:04.979	+0.610	17:09:50.534
35	2:05.636	+1.267	17:11:56.170
p36	2:36.140	+31.771	17:14:32.310
37	2:10.566	+6.197	17:16:42.876
38	2:05.910	+1.541	17:18:48.786
39	2:06.888	+2.519	17:20:55.674
40	2:05.224	+0.855	17:23:00.898
41	2:05.554	+1.185	17:25:06.452
42	2:08.455	+4.086	17:27:14.907
43	2:07.229	+2.860	17:29:22.136
44	2:06.004	+1.635	17:31:28.140
45	2:05.742	+1.373	17:33:33.882
46	2:07.486	+3.117	17:35:41.368
47	2:05.425	+1.056	17:37:46.793
48	2:05.978	+1.609	17:39:52.771
49	2:05.370	+1.001	17:41:58.141
50	2:06.380	+2.011	17:44:04.521
51	2:05.831	+1.462	17:46:10.352
52	2:06.282	+1.913	17:48:16.634
53	2:06.265	+1.896	17:50:22.899
54	2:05.942	+1.573	17:52:28.841
55	2:05.966	+1.597	17:54:34.807
56	2:06.819	+2.450	17:56:41.626
57	2:06.102	+1.733	17:58:47.728
58	2:05.499	+1.130	18:00:53.227
59	2:05.507	+1.138	18:02:58.734
p60	2:49.183	+44.814	18:05:47.917
61	2:12.553	+8.184	18:08:00.470
62	2:06.134	+1.765	18:10:06.604
63	2:05.951	+1.582	18:12:12.555
64	2:08.516	+4.147	18:14:21.071
65	2:06.815	+2.446	18:16:27.886
66	2:13.661	+9.292	18:18:41.547
Best Tm: 2:04.369			

(59) Wilden/ Winchester

Ryan Winchester

1	2:09.706	+4.772	15:48:37.910
2	2:05.811	+0.877	15:50:43.721
3	2:05.661	+0.727	15:52:49.382
4	2:05.717	+0.783	15:54:55.099
p5	3:08.811	+1:03.877	15:58:03.910
6	2:19.152	+14.218	16:00:23.062
7	2:11.365	+6.431	16:02:34.427
8	2:10.509	+5.575	16:04:44.936
9	2:11.301	+6.367	16:06:56.237
10	2:10.342	+5.408	16:09:06.579
11	2:09.706	+4.772	16:11:16.285
12	2:09.806	+4.872	16:13:26.091
13	2:09.242	+4.308	16:15:35.333
14	2:09.311	+4.377	16:17:44.644
15	2:08.665	+3.731	16:19:53.309
16	2:09.442	+4.508	16:22:02.751
17	2:08.996	+4.062	16:24:11.747

Timing & Scoring

Race Director

Orbits 4

www.amb-it.com

www.mylaps.com

Licensed to: Grand American Road Racing



PROVISIONAL

Virginia Int'l Raceway

CTSCC

Virginia International Raceway 3.270 Miles

Grand-Am CTSCC Race

4/24/2010 03:30 PM

Race (2:30:00 Time) started at 15:46:27

Lap	Lap Tm	Diff	Time of Day
18	2:09.457	+4.523	16:26:21.204
19	2:08.658	+3.724	16:28:29.862
20	2:13.132	+8.198	16:30:42.994
21	2:17.530	+12.596	16:33:00.524
22	2:13.781	+8.847	16:35:14.305
23	2:38.116	+33.182	16:37:52.421
24	2:21.918	+16.984	16:40:14.339

Best Tm: 2:05.661

Ken Wilden

p25	7:19.579	+5:14.645	16:47:33.918
26	2:20.176	+15.242	16:49:54.094
27	2:51.708	+46.774	16:52:45.802
p28	5:47.422	+3:42.488	16:58:33.224
29	2:11.701	+6.767	17:00:44.925
30	2:05.454	+0.520	17:02:50.379
31	2:05.282	+0.348	17:04:55.661
32	2:05.441	+0.507	17:07:01.102
33	2:05.350	+0.416	17:09:06.452
34	2:05.605	+0.671	17:11:12.057
35	2:05.967	+1.033	17:13:18.024
36	2:08.140	+3.206	17:15:26.164
37	2:07.320	+2.386	17:17:33.484
38	2:05.864	+0.930	17:19:39.348
39	2:05.910	+0.976	17:21:45.258
40	2:06.486	+1.552	17:23:51.744
41	2:05.580	+0.646	17:25:57.324
42	2:05.591	+0.657	17:28:02.915
43	2:07.072	+2.138	17:30:09.987
44	2:05.345	+0.411	17:32:15.332
45	2:05.808	+0.874	17:34:21.140
46	2:05.822	+0.888	17:36:26.962
47	2:06.363	+1.429	17:38:33.325
48	2:05.474	+0.540	17:40:38.799
49	2:04.990	+0.056	17:42:43.789
50	2:04.934		17:44:48.723
51	2:06.304	+1.370	17:46:55.027
52	2:05.412	+0.478	17:49:00.439
53	2:05.318	+0.384	17:51:05.757
54	2:05.666	+0.732	17:53:11.423
55	2:05.783	+0.849	17:55:17.206
56	2:06.024	+1.090	17:57:23.230
57	2:05.371	+0.437	17:59:28.601
58	2:06.425	+1.491	18:01:35.026
59	2:05.644	+0.710	18:03:40.670
60	2:05.834	+0.900	18:05:46.504
p61	2:29.437	+24.503	18:08:15.941
62	2:11.335	+6.401	18:10:27.276
63	2:05.162	+0.228	18:12:32.438
64	2:06.377	+1.443	18:14:38.815
65	2:12.567	+7.633	18:16:51.382
66	2:38.852	+33.918	18:19:30.234

Best Tm: 2:04.934

(23) Carroll/ Ende

Keith Carroll

1	2:17.211	+10.514	15:48:48.393
2	2:10.772	+4.075	15:50:59.165
3	2:08.008	+1.311	15:53:07.173
4	2:08.322	+1.625	15:55:15.495

Lap	Lap Tm	Diff	Time of Day
5	2:08.335	+1.638	15:57:23.830
6	2:08.456	+1.759	15:59:32.286
7	2:08.806	+2.109	16:01:41.092
8	2:08.618	+1.921	16:03:49.710
9	2:09.476	+2.779	16:05:59.186
10	2:09.302	+2.605	16:08:08.488
11	2:09.531	+2.834	16:10:18.019
12	2:09.577	+2.880	16:12:27.596
13	2:09.707	+3.010	16:14:37.303
14	2:09.981	+3.284	16:16:47.284
15	2:10.584	+3.887	16:18:57.868
16	2:08.862	+2.165	16:21:06.730
17	2:10.533	+3.836	16:23:17.263
18	2:11.146	+4.449	16:25:28.409
19	2:11.409	+4.712	16:27:39.818
20	2:18.785	+12.088	16:29:58.603
21	2:19.554	+12.857	16:32:18.157
22	2:15.706	+9.009	16:34:33.863

Best Tm: 2:08.008

Duncan Ende

p23	4:09.287	+2:02.590	16:38:43.150
24	2:33.061	+26.364	16:41:16.211
25	3:14.291	+1:07.594	16:44:30.502
26	4:10.590	+2:03.893	16:48:41.092
27	3:41.247	+1:34.550	16:52:22.339
28	3:40.212	+1:33.515	16:56:02.551
29	3:24.675	+1:17.978	16:59:27.226
30	2:09.533	+2.836	17:01:36.759
31	2:07.111	+0.414	17:03:43.870
32	2:07.299	+0.602	17:05:51.169
33	2:07.359	+0.662	17:07:58.528
34	2:06.697		17:10:05.225
35	2:07.339	+0.642	17:12:12.564
36	2:07.237	+0.540	17:14:19.801
37	2:08.617	+1.920	17:16:28.418
38	2:08.724	+2.027	17:18:37.142
39	2:07.530	+0.833	17:20:44.672
40	2:09.261	+2.564	17:22:53.933
41	2:07.607	+0.910	17:25:01.540
42	2:08.507	+1.810	17:27:10.047
43	2:09.331	+2.634	17:29:19.378
44	2:09.257	+2.560	17:31:28.635
45	2:09.058	+2.361	17:33:37.693
46	2:09.301	+2.604	17:35:46.994
47	2:10.715	+4.018	17:37:57.709
48	2:09.948	+3.251	17:40:07.657
49	2:08.196	+1.499	17:42:15.853
50	2:08.683	+1.986	17:44:24.536
51	2:08.988	+2.291	17:46:33.524
52	2:10.805	+4.108	17:48:44.329
53	2:09.588	+2.891	17:50:53.917
54	2:07.919	+1.222	17:53:01.836
55	2:07.720	+1.023	17:55:09.556
56	2:09.368	+2.671	17:57:18.924
57	2:09.128	+2.431	17:59:28.052
p58	2:42.638	+35.941	18:02:10.690
59	2:16.236	+9.539	18:04:26.926
60	2:11.010	+4.313	18:06:37.936
61	2:10.212	+3.515	18:08:48.148
62	2:10.705	+4.008	18:10:58.853

Lap	Lap Tm	Diff	Time of Day
63	2:10.310	+3.613	18:13:09.163
64	2:10.170	+3.473	18:15:19.333
65	2:09.765	+3.068	18:17:29.098

Best Tm: 2:06.697

(11) Panzer/ Snyder/ Ackley

Scott Panzer

1	2:16.059	+11.210	15:48:46.795
2	2:07.141	+2.292	15:50:53.936
3	2:07.043	+2.194	15:53:00.979
4	2:07.195	+2.346	15:55:08.174
5	2:06.885	+2.036	15:57:15.059
6	2:07.138	+2.289	15:59:22.197
7	2:06.657	+1.808	16:01:28.854
8	2:06.861	+2.012	16:03:35.715
9	2:06.780	+1.931	16:05:42.495
10	2:07.133	+2.284	16:07:49.628
11	2:12.312	+7.463	16:10:01.940
12	2:09.117	+4.268	16:12:11.057
13	2:10.864	+6.015	16:14:21.921
14	2:08.945	+4.096	16:16:30.866
15	2:08.125	+3.276	16:18:38.991
16	2:08.356	+3.507	16:20:47.347
17	2:06.834	+1.985	16:22:54.181
18	2:08.412	+3.563	16:25:02.593
19	2:07.486	+2.637	16:27:10.079
20	2:10.457	+5.608	16:29:20.536

Best Tm: 2:06.657

Todd Snyder

p21	3:13.778	+1:08.929	16:32:34.314
22	2:27.873	+23.024	16:35:02.187
23	2:49.260	+44.411	16:37:51.447
24	2:17.872	+13.023	16:40:09.319
25	3:57.676	+1:52.827	16:44:06.995
26	4:10.007	+2:05.158	16:48:17.002
27	3:51.148	+1:52.299	16:52:14.150
28	4:31.223	+2:26.374	16:56:45.373
29	2:57.433	+52.584	16:59:42.806
30	2:12.132	+7.283	17:01:54.938
31	2:10.176	+5.327	17:04:05.114
32	2:04.849		17:06:09.963
33	2:06.776	+1.927	17:08:16.739
34	2:06.159	+1.310	17:10:22.898
35	2:06.826	+1.977	17:12:29.724
36	2:05.983	+1.134	17:14:35.707
37	2:06.457	+1.608	17:16:42.164
38	2:06.356	+1.507	17:18:48.520
39	2:08.745	+3.896	17:20:57.265
40	2:06.123	+1.274	17:23:03.388
41	2:06.007	+1.158	17:25:09.395
42	2:06.316	+1.467	17:27:15.711
43	2:06.832	+1.983	17:29:22.543
44	2:06.262	+1.413	17:31:28.805
45	2:05.917	+1.068	17:33:34.722
46	2:07.830	+2.981	17:35:42.552
47	2:06.722	+1.873	17:37:49.274
48	2:07.397	+2.548	17:39:56.671
49	2:06.414	+1.565	17:42:03.085
50	2:07.171	+2.322	17:44:10.256

Timing & Scoring

Race Director

Orbits 4

www.amb-it.com

www.mylaps.com

Licensed to: Grand American Road Racing



PROVISIONAL

Virginia Int'l Raceway


CTSCC

Virginia International Raceway 3.270 Miles

Grand-Am CTSCC Race

4/24/2010 03:30 PM

Race (2:30:00 Time) started at 15:46:27



Lap	Lap Tm	Diff	Time of Day
51	2:07.438	+2.589	17:46:17.694
52	2:08.025	+3.176	17:48:25.719
53	2:07.739	+2.890	17:50:33.458
54	2:08.029	+3.180	17:52:41.487
55	2:07.823	+2.974	17:54:49.310
56	2:06.407	+1.558	17:56:55.717
57	2:07.537	+2.688	17:59:03.254
p58	2:43.120	+38.271	18:01:46.374
59	2:13.885	+9.036	18:04:00.259
60	2:07.365	+2.516	18:06:07.624
61	2:07.735	+2.886	18:08:15.359
62	2:07.234	+2.385	18:10:22.593
63	2:06.869	+2.020	18:12:29.462
64	2:07.957	+3.108	18:14:37.419
Best Tm: 2:04.849			

(75) Lutz/ Eversley

Zach Lutz			
Lap	Lap Tm	Diff	Time of Day
1	2:13.634	+2.581	15:49:21.398
2	2:11.758	+0.705	15:51:33.156
3	2:11.906	+0.853	15:53:45.062
4	2:11.980	+0.927	15:55:57.042
5	2:11.674	+0.621	15:58:08.716
6	2:11.614	+0.561	16:00:20.330
7	2:11.593	+0.540	16:02:31.923
8	2:12.754	+1.701	16:04:44.677
9	2:13.484	+2.431	16:06:58.161
10	2:12.564	+1.511	16:09:10.725
11	2:12.571	+1.518	16:11:23.296
12	2:13.500	+2.447	16:13:36.796
13	2:12.721	+1.668	16:15:49.517
14	2:12.447	+1.394	16:18:01.964
15	2:12.963	+1.910	16:20:14.927
16	2:13.820	+2.767	16:22:28.747
17	2:14.658	+3.605	16:24:43.405
18	2:13.733	+2.680	16:26:57.138
19	2:16.721	+5.668	16:29:13.859
20	2:19.220	+8.167	16:31:33.079
Best Tm: 2:11.593			

Ryan Eversley			
Lap	Lap Tm	Diff	Time of Day
p21	3:30.268	+1:19.215	16:35:03.347
22	2:53.358	+42.305	16:37:56.705
23	2:23.247	+12.194	16:40:19.952
24	3:56.245	+1:45.192	16:44:16.197
25	4:10.581	+1:59.528	16:48:26.778
26	4:01.896	+1:50.843	16:52:28.674
27	3:41.184	+1:30.131	16:56:09.858
28	3:19.527	+1:08.474	16:59:29.385
29	2:12.545	+1.492	17:01:41.930
30	2:11.053		17:03:52.983
31	2:11.302	+0.249	17:06:04.285
32	2:12.907	+1.854	17:08:17.192
33	2:11.803	+0.750	17:10:28.995
34	2:12.234	+1.181	17:12:41.229
35	2:12.988	+1.935	17:14:54.217
36	2:12.690	+1.637	17:17:06.907
37	2:12.809	+1.756	17:19:19.716
38	2:12.324	+1.271	17:21:32.040
39	2:13.272	+2.219	17:23:45.312

Lap	Lap Tm	Diff	Time of Day
40	2:13.764	+2.711	17:25:59.076
41	2:13.253	+2.200	17:28:12.329
42	2:12.434	+1.381	17:30:24.763
43	2:13.088	+2.035	17:32:37.851
44	2:12.839	+1.786	17:34:50.690
45	2:13.556	+2.503	17:37:04.246
46	2:13.551	+2.498	17:39:17.797
47	2:12.242	+1.189	17:41:30.039
48	2:14.587	+3.534	17:43:44.626
49	2:12.215	+1.162	17:45:56.841
50	2:12.852	+1.799	17:48:09.693
51	2:13.135	+2.082	17:50:22.828
52	2:13.365	+2.312	17:52:36.193
53	2:12.714	+1.661	17:54:48.907
54	2:13.233	+2.180	17:57:02.140
55	2:12.497	+1.444	17:59:14.637
56	2:12.836	+1.783	18:01:27.473
57	2:13.453	+2.400	18:03:40.926
58	2:13.625	+2.572	18:05:54.551
59	2:12.873	+1.820	18:08:07.424
60	2:11.935	+0.882	18:10:19.359
61	2:11.775	+0.722	18:12:31.134
62	2:13.392	+2.339	18:14:44.526
63	2:13.495	+2.442	18:16:58.021
64	2:14.842	+3.789	18:19:12.863
Best Tm: 2:11.053			

(81) Thomas/ Heumann

Bill Heumann			
Lap	Lap Tm	Diff	Time of Day
1	2:21.320	+9.771	15:49:32.617
2	2:17.088	+5.539	15:51:49.705
3	2:15.643	+4.094	15:54:05.348
4	2:14.556	+3.007	15:56:19.904
5	2:13.928	+2.379	15:58:33.832
6	2:14.213	+2.664	16:00:48.045
7	2:15.846	+4.297	16:03:03.891
8	2:14.980	+3.431	16:05:18.871
9	2:17.123	+5.574	16:07:35.994
10	2:16.075	+4.526	16:09:52.069
11	2:17.387	+5.838	16:12:09.456
12	2:17.234	+5.685	16:14:26.690
13	2:15.120	+3.571	16:16:41.810
14	2:16.147	+4.598	16:18:57.957
15	2:17.822	+6.273	16:21:15.779
16	2:15.645	+4.096	16:23:31.424
17	2:14.853	+3.304	16:25:46.277
18	2:14.975	+3.426	16:28:01.252
19	2:17.343	+5.794	16:30:18.595
20	2:17.650	+6.101	16:32:36.245
21	2:17.878	+6.329	16:34:54.123
22	2:55.983	+44.434	16:37:50.106
23	2:21.252	+9.703	16:40:11.358
24	3:56.460	+1:44.911	16:44:07.818
Best Tm: 2:13.928			

Seth Thomas			
Lap	Lap Tm	Diff	Time of Day
p25	5:08.897	+2:57.348	16:49:16.715
26	3:22.440	+1:10.891	16:52:39.155
27	3:44.276	+1:32.727	16:56:23.431
28	3:11.577	+1:00.028	16:59:35.008

Lap	Lap Tm	Diff	Time of Day
29	2:14.674	+3.125	17:01:49.682
30	2:15.125	+3.576	17:04:04.807
31	2:12.421	+0.872	17:06:17.228
32	2:11.549		17:08:28.777
33	2:11.891	+0.342	17:10:40.668
34	2:12.228	+0.679	17:12:52.896
35	2:12.445	+0.896	17:15:05.341
36	2:13.390	+1.841	17:17:18.731
37	2:12.467	+0.918	17:19:31.198
38	2:12.385	+0.836	17:21:43.583
39	2:12.463	+0.914	17:23:56.046
40	2:13.173	+1.624	17:26:09.219
41	2:12.003	+0.454	17:28:21.222
42	2:13.701	+2.152	17:30:34.923
43	2:12.524	+0.975	17:32:47.447
44	2:12.480	+0.931	17:34:59.927
45	2:13.443	+1.894	17:37:13.370
46	2:14.451	+2.902	17:39:27.821
47	2:11.930	+0.381	17:41:39.751
48	2:15.573	+4.024	17:43:55.324
49	2:11.754	+0.205	17:46:07.078
50	2:11.813	+0.264	17:48:18.891
51	2:12.589	+1.040	17:50:31.480
52	2:12.236	+0.687	17:52:43.716
53	2:12.079	+0.530	17:54:55.795
54	2:12.165	+0.616	17:57:07.960
55	2:12.918	+1.369	17:59:20.878
56	2:12.311	+0.762	18:01:33.189
57	2:12.215	+0.666	18:03:45.404
58	2:11.869	+0.320	18:05:57.273
59	2:12.065	+0.516	18:08:09.338
60	2:11.682	+0.133	18:10:21.020
61	2:13.577	+2.028	18:12:34.597
62	2:12.533	+0.984	18:14:47.130
63	2:12.430	+0.881	18:16:59.560
64	2:21.469	+9.920	18:19:21.029
Best Tm: 2:11.549			

(181) Stadlander/ Hurley

Kevin Stadlander			
Lap	Lap Tm	Diff	Time of Day
1	2:22.187	+9.910	15:49:34.085
2	2:16.295	+4.018	15:51:50.380
3	2:15.289	+3.012	15:54:05.669
4	2:15.865	+3.588	15:56:21.534
5	2:15.996	+3.719	15:58:37.530
6	2:15.426	+3.149	16:00:52.956
7	2:15.776	+3.499	16:03:08.732
8	2:17.092	+4.815	16:05:25.824
9	2:16.173	+3.896	16:07:41.997
10	2:19.198	+6.921	16:10:01.195
11	2:15.697	+3.420	16:12:16.892
12	2:14.937	+2.660	16:14:31.829
13	2:17.403	+5.126	16:16:49.232
14	2:16.218	+3.941	16:19:05.450
15	2:15.499	+3.222	16:21:20.949
16	2:14.784	+2.507	16:23:35.733
17	2:15.696	+3.419	16:25:51.429
18	2:16.409	+4.132	16:28:07.838
19	2:18.308	+6.031	16:30:26.146
20	2:18.193	+5.916	16:32:44.339

Timing & Scoring

Race Director

Orbits 4

www.amb-it.com

www.mylaps.com

Licensed to: Grand American Road Racing



PROVISIONAL

Virginia Int'l Raceway

CTSCC

Virginia International Raceway 3.270 Miles

Grand-Am CTSCC Race

4/24/2010 03:30 PM

Race (2:30:00 Time) started at 15:46:27

Lap	Lap Tm	Diff	Time of Day
21	2:21.517	+9.240	16:35:05.856
p22	2:57.904	+45.627	16:38:03.760
Best Tm: 2:14.784			
Josh Hurley			
23	3:11.971	+59.694	16:41:15.731
24	3:13.533	+1:01.256	16:44:29.264
25	4:11.102	+1:58.825	16:48:40.366
26	3:53.146	+1:40.869	16:52:33.512
27	3:41.533	+1:29.256	16:56:15.045
28	3:17.869	+1:05.592	16:59:32.914
29	2:13.469	+1.192	17:01:46.383
30	2:12.364	+0.087	17:03:58.747
31	2:14.063	+1.786	17:06:12.810
32	2:14.269	+1.992	17:08:27.079
33	2:12.922	+0.645	17:10:40.001
34	2:12.518	+0.241	17:12:52.519
35	2:12.471	+0.194	17:15:04.990
36	2:13.208	+0.931	17:17:18.198
37	2:12.751	+0.474	17:19:30.949
38	2:13.306	+1.029	17:21:44.255
39	2:13.129	+0.852	17:23:57.384
40	2:12.836	+0.559	17:26:10.220
41	2:12.690	+0.413	17:28:22.910
42	2:12.692	+0.415	17:30:35.602
43	2:12.580	+0.303	17:32:48.182
44	2:13.145	+0.868	17:35:01.327
45	2:12.427	+0.150	17:37:13.754
46	2:12.756	+0.479	17:39:26.510
47	2:13.055	+0.778	17:41:39.565
48	2:14.161	+1.884	17:43:53.726
49	2:13.086	+0.809	17:46:06.812
50	2:12.760	+0.483	17:48:19.572
51	2:12.667	+0.390	17:50:32.239
52	2:13.880	+1.603	17:52:46.119
53	2:12.744	+0.467	17:54:58.863
54	2:13.824	+1.547	17:57:12.687
55	2:12.963	+0.686	17:59:25.650
56	2:12.277		18:01:37.927
57	2:13.052	+0.775	18:03:50.979
58	2:15.348	+3.071	18:06:06.327
59	2:14.738	+2.461	18:08:21.065
60	2:14.945	+2.668	18:10:36.010
61	2:15.814	+3.537	18:12:51.824
62	2:17.642	+5.365	18:15:09.466
63	2:15.503	+3.226	18:17:24.969
64	2:17.927	+5.650	18:19:42.896
Best Tm: 2:12.277			

(74) Thilenius/ Aschenbach

Lap	Lap Tm	Diff	Time of Day
David Thilenius			
1	2:15.066	+4.021	15:49:23.357
2	2:12.779	+1.734	15:51:36.136
3	2:12.702	+1.657	15:53:48.838
4	2:11.788	+0.743	15:56:00.626
5	2:12.443	+1.398	15:58:13.069
6	2:12.779	+1.734	16:00:25.848
7	2:12.721	+1.676	16:02:38.569
8	2:12.273	+1.228	16:04:50.842
9	2:12.653	+1.608	16:07:03.495

Lap	Lap Tm	Diff	Time of Day
10	2:12.378	+1.333	16:09:15.873
11	2:13.585	+2.540	16:11:29.458
12	2:12.344	+1.299	16:13:41.802
13	2:12.101	+1.056	16:15:53.903
14	2:13.600	+2.555	16:18:07.503
15	2:13.529	+2.484	16:20:21.032
16	2:12.397	+1.352	16:22:33.429
17	2:12.905	+1.860	16:24:46.334
18	2:14.106	+3.061	16:27:00.440
19	2:16.449	+5.404	16:29:16.889
20	2:17.855	+6.810	16:31:34.744
Best Tm: 2:11.788			
Lawson Aschenbach			
p21	3:25.929	+1:14.884	16:35:00.673
22	2:54.536	+43.491	16:37:55.209
23	2:23.949	+12.904	16:40:19.158
24	3:55.795	+1:44.750	16:44:14.953
25	4:10.573	+1:59.528	16:48:25.526
26	4:02.213	+1:51.168	16:52:27.739
27	3:40.978	+1:29.933	16:56:08.717
28	3:20.074	+1:09.029	16:59:28.791
29	2:12.263	+1.218	17:01:41.054
30	2:11.045		17:03:52.099
31	2:11.769	+0.724	17:06:03.868
32	2:12.265	+1.220	17:08:16.133
33	2:12.342	+1.297	17:10:28.475
34	2:13.092	+2.047	17:12:41.567
35	2:12.863	+1.818	17:14:54.430
36	2:12.886	+1.841	17:17:07.316
37	2:13.045	+2.000	17:19:20.361
38	2:12.366	+1.321	17:21:32.727
39	2:12.936	+1.891	17:23:45.663
40	2:13.679	+2.634	17:25:59.342
41	2:13.440	+2.395	17:28:12.782
42	2:12.697	+1.652	17:30:25.479
43	2:12.573	+1.528	17:32:38.052
44	2:12.986	+1.941	17:34:51.038
45	2:13.608	+2.563	17:37:04.646
46	2:13.500	+2.455	17:39:18.146
47	2:13.279	+2.234	17:41:31.425
48	2:13.473	+2.428	17:43:44.898
49	2:12.265	+1.220	17:45:57.163
50	2:12.835	+1.790	17:48:09.998
51	2:13.251	+2.206	17:50:23.249
52	2:13.289	+2.244	17:52:36.538
53	2:13.071	+2.026	17:54:49.609
54	2:12.751	+1.706	17:57:02.360
55	2:12.559	+1.514	17:59:14.919
56	2:12.882	+1.837	18:01:27.801
57	2:13.406	+2.361	18:03:41.207
58	2:14.865	+3.820	18:05:56.072
59	2:11.524	+0.479	18:08:07.596
60	2:12.133	+1.088	18:10:19.729
61	2:11.706	+0.661	18:12:31.435
p62	2:37.912	+26.867	18:15:09.347
63	2:18.414	+7.369	18:17:27.761
Best Tm: 2:11.045			

(10) Lally/ Jonsson

Lap	Lap Tm	Diff	Time of Day
Nic Jonsson			
1	2:19.068	+6.293	15:49:30.357
2	2:14.992	+2.217	15:51:45.349
3	2:13.457	+0.682	15:53:58.806
4	2:13.892	+1.117	15:56:12.698
5	2:13.690	+0.915	15:58:26.388
6	2:13.927	+1.152	16:00:40.315
7	2:13.590	+0.815	16:02:53.905
8	2:13.863	+1.088	16:05:07.768
9	2:13.295	+0.520	16:07:21.063
10	2:13.119	+0.344	16:09:34.182
11	2:12.775		16:11:46.957
12	2:13.979	+1.204	16:14:00.936
13	2:15.382	+2.607	16:16:16.318
14	2:13.719	+0.944	16:18:30.037
15	2:13.966	+1.191	16:20:44.003
16	2:13.242	+0.467	16:22:57.245
17	2:13.149	+0.374	16:25:10.394
18	2:13.009	+0.234	16:27:23.403
19	2:16.348	+3.573	16:29:39.751
20	2:17.616	+4.841	16:31:57.367
21	2:23.199	+10.424	16:34:20.566
22	3:27.394	+1:14.619	16:37:47.960
23	2:15.059	+2.284	16:40:03.019
24	3:56.512	+1:43.737	16:43:59.531
Best Tm: 2:12.775			
Andy Lally			
p25	4:54.067	+2:41.292	16:48:53.598
26	3:42.771	+1:29.996	16:52:36.369
27	3:41.797	+1:29.022	16:56:18.166
28	3:16.128	+1:03.353	16:59:34.294
29	2:17.431	+4.656	17:01:51.725
30	2:18.478	+5.703	17:04:10.203
31	2:14.640	+1.865	17:06:24.843
32	2:13.682	+0.907	17:08:38.525
33	2:15.331	+2.556	17:10:53.856
34	2:14.145	+1.370	17:13:08.001
35	2:15.487	+2.712	17:15:23.488
36	2:15.086	+2.311	17:17:38.574
37	2:13.861	+1.086	17:19:52.435
38	2:14.185	+1.410	17:22:06.620
39	2:15.349	+2.574	17:24:21.969
40	2:14.306	+1.531	17:26:36.275
41	2:15.840	+3.065	17:28:52.115
42	2:13.623	+0.848	17:31:05.738
43	2:13.391	+0.616	17:33:19.129
44	2:14.004	+1.229	17:35:33.133
45	2:13.626	+0.851	17:37:46.759
46	2:13.451	+0.676	17:40:00.210
47	2:13.733	+0.958	17:42:13.943
48	2:13.285	+0.510	17:44:27.228
49	2:13.604	+0.829	17:46:40.832
50	2:13.532	+0.757	17:48:54.364
51	2:13.721	+0.946	17:51:08.085
52	2:13.559	+0.784	17:53:21.644
53	2:14.106	+1.331	17:55:35.750
54	2:14.030	+1.255	17:57:49.780
55	2:14.955	+2.180	18:00:04.735
56	2:15.492	+2.717	18:02:20.227
57	2:16.306	+3.531	18:04:36.533

Timing & Scoring

Race Director

Orbits 4

www.amb-it.com

www.mylaps.com

Licensed to: Grand American Road Racing



PROVISIONAL

Virginia Int'l Raceway

CTSCC

Virginia International Raceway 3.270 Miles

Grand-Am CTSCC Race

4/24/2010 03:30 PM

Race (2:30:00 Time) started at 15:46:27



Lap	Lap Tm	Diff	Time of Day
58	2:16.040	+3.265	18:06:52.573
59	2:16.604	+3.829	18:09:09.177
60	2:16.457	+3.682	18:11:25.634
61	2:17.358	+4.583	18:13:42.992
62	2:16.095	+3.320	18:15:59.087
63	2:16.484	+3.709	18:18:15.571
Best Tm: 2:13.285			

(80) Clay/ White

David White

1	2:21.361	+7.341	15:49:33.659
2	2:16.572	+2.552	15:51:50.231
3	2:15.839	+1.819	15:54:06.070
4	2:15.069	+1.049	15:56:21.139
5	2:15.574	+1.554	15:58:36.713
6	2:16.034	+2.014	16:00:52.747
7	2:15.846	+1.826	16:03:08.593
8	2:16.732	+2.712	16:05:25.325
9	2:16.451	+2.431	16:07:41.776
10	2:16.318	+2.298	16:09:58.094
11	2:17.003	+2.983	16:12:15.097
12	2:15.948	+1.928	16:14:31.045
13	2:16.145	+2.125	16:16:47.190
14	2:17.522	+3.502	16:19:04.712
15	2:16.036	+2.016	16:21:20.748
16	2:15.823	+1.803	16:23:36.571
17	2:15.004	+0.984	16:25:51.575
18	2:16.635	+2.615	16:28:08.210
19	2:19.975	+5.955	16:30:28.185
20	2:18.666	+4.646	16:32:46.851
21	2:21.545	+7.525	16:35:08.396
22	2:47.603	+33.583	16:37:55.999
23	2:24.297	+10.277	16:40:20.296
24	3:56.823	+1:42.803	16:44:17.119
Best Tm: 2:15.004			

James Clay

p25	5:20.830	+3:06.810	16:49:37.949
26	3:05.722	+51.702	16:52:43.671
27	3:42.734	+1:28.714	16:56:26.405
28	3:09.661	+55.641	16:59:36.066
29	2:16.183	+2.163	17:01:52.249
30	2:17.094	+3.074	17:04:09.343
31	2:14.585	+0.565	17:06:23.928
32	2:14.081	+0.061	17:08:38.009
33	2:14.641	+0.621	17:10:52.650
34	2:14.649	+0.629	17:13:07.299
35	2:14.178	+0.158	17:15:21.477
36	2:14.616	+0.596	17:17:36.093
37	2:15.279	+1.259	17:19:51.372
38	2:14.149	+0.129	17:22:05.521
39	2:15.972	+1.952	17:24:21.493
40	2:14.559	+0.539	17:26:36.052
41	2:17.904	+3.884	17:28:53.956
42	2:15.195	+1.175	17:31:09.151
43	2:16.197	+2.177	17:33:25.348
44	2:15.147	+1.127	17:35:40.495
45	2:15.779	+1.759	17:37:56.274
46	2:16.111	+2.091	17:40:12.385
47	2:15.160	+1.140	17:42:27.545

Lap	Lap Tm	Diff	Time of Day
48	2:15.474	+1.454	17:44:43.019
49	2:14.722	+0.702	17:46:57.741
50	2:14.905	+0.885	17:49:12.646
51	2:14.509	+0.489	17:51:27.155
52	2:14.929	+0.909	17:53:42.084
53	2:14.289	+0.269	17:55:56.373
54	2:14.933	+0.913	17:58:11.306
55	2:14.583	+0.563	18:00:25.889
56	2:14.278	+0.258	18:02:40.167
57	2:14.449	+0.429	18:04:54.616
58	2:14.020		18:07:08.636
59	2:15.051	+1.031	18:09:23.687
60	2:15.029	+1.009	18:11:38.716
61	2:15.251	+1.231	18:13:53.967
62	2:14.869	+0.849	18:16:08.836
63	2:14.997	+0.977	18:18:23.833
Best Tm: 2:14.020			

(12) Burrows/ Hopwood

Adam Burrows

1	2:15.965	+3.502	15:49:24.734
2	2:12.463		15:51:37.197
3	2:13.055	+0.592	15:53:50.252
4	2:13.562	+1.099	15:56:03.814
5	2:13.179	+0.716	15:58:16.993
6	2:13.321	+0.858	16:00:30.314
7	2:12.865	+0.402	16:02:43.179
8	2:12.681	+0.218	16:04:55.860
9	2:12.832	+0.369	16:07:08.692
10	2:12.711	+0.248	16:09:21.403
11	2:12.749	+0.286	16:11:34.152
12	2:13.212	+0.749	16:13:47.364
13	2:14.803	+2.340	16:16:02.167
14	2:15.174	+2.711	16:18:17.341
15	2:12.881	+0.418	16:20:30.222
16	2:13.261	+0.798	16:22:43.483
17	2:12.776	+0.313	16:24:56.259
18	2:13.162	+0.699	16:27:09.421
19	2:15.296	+2.833	16:29:24.717
20	2:15.612	+3.149	16:31:40.329
21	2:37.803	+25.340	16:34:18.132
22	3:29.065	+1:16.602	16:37:47.197
23	2:18.316	+5.853	16:40:05.513
24	3:55.626	+1:43.163	16:44:01.139
Best Tm: 2:12.463			

Trevor Hopwood

p25	5:39.206	+3:26.743	16:49:40.345
p26	3:43.430	+1:30.967	16:53:23.775
27	3:08.752	+56.289	16:56:32.527
28	3:06.752	+54.289	16:59:39.279
29	2:23.079	+10.616	17:02:02.358
30	2:18.150	+5.687	17:04:20.508
31	2:14.443	+1.980	17:06:34.951
32	2:13.847	+1.384	17:08:48.798
33	2:14.270	+1.807	17:11:03.068
34	2:14.661	+2.198	17:13:17.729
35	2:14.847	+2.384	17:15:32.576
36	2:14.993	+2.530	17:17:47.569
37	2:15.082	+2.619	17:20:02.651

Lap	Lap Tm	Diff	Time of Day
38	2:14.445	+1.982	17:22:17.096
39	2:14.394	+1.931	17:24:31.490
40	2:14.983	+2.520	17:26:46.473
41	2:14.565	+2.102	17:29:01.038
42	2:15.627	+3.164	17:31:16.665
43	2:14.512	+2.049	17:33:31.177
44	2:14.379	+1.916	17:35:45.556
45	2:14.525	+2.062	17:38:00.081
46	2:15.589	+3.126	17:40:15.670
47	2:14.709	+2.246	17:42:30.379
48	2:14.317	+1.854	17:44:44.696
49	2:15.552	+3.089	17:47:00.248
50	2:14.037	+1.574	17:49:14.285
51	2:14.824	+2.361	17:51:29.109
52	2:13.731	+1.268	17:53:42.840
53	2:13.713	+1.250	17:55:56.553
54	2:15.824	+3.361	17:58:12.377
55	2:14.572	+2.109	18:00:26.949
56	2:14.731	+2.268	18:02:41.680
57	2:14.742	+2.279	18:04:56.422
58	2:14.962	+2.499	18:07:11.384
59	2:15.466	+3.003	18:09:26.850
60	2:16.042	+3.579	18:11:42.892
61	2:16.397	+3.934	18:13:59.289
62	2:15.612	+3.149	18:16:14.901
63	2:15.630	+3.167	18:18:30.531
Best Tm: 2:13.713			

(46) Finlay/ Cameron

Steve Cameron

1	2:07.368	+2.378	15:48:35.183
2	2:05.037	+0.047	15:50:40.220
3	2:05.167	+0.177	15:52:45.387
4	2:04.990		15:54:50.377
5	2:05.194	+0.204	15:56:55.571
6	2:05.332	+0.342	15:59:00.903
7	2:07.511	+2.521	16:01:08.414
8	2:05.256	+0.266	16:03:13.670
9	2:08.731	+3.741	16:05:22.401
10	2:06.520	+1.530	16:07:28.921
11	2:06.891	+1.901	16:09:35.812
12	2:06.822	+1.832	16:11:42.634
13	2:07.132	+2.142	16:13:49.766
14	2:06.680	+1.690	16:15:56.446
15	2:06.761	+1.771	16:18:03.207
16	2:06.748	+1.758	16:20:09.955
17	2:10.480	+5.490	16:22:20.435
18	2:09.895	+4.905	16:24:30.330
p19	9:35.803	+7:30.813	16:34:06.133
Best Tm: 2:04.990			

Rob Finlay

p20	3:28.956	+1:23.966	16:37:35.089
21	2:17.594	+12.604	16:39:52.683
22	4:00.671	+1:55.681	16:43:53.354
23	4:14.427	+2:09.437	16:48:07.781
24	4:01.376	+1:56.386	16:52:09.157
25	3:43.456	+1:38.466	16:55:52.613
26	3:31.349	+1:26.359	16:59:23.962
27	2:08.365	+3.375	17:01:32.327

Timing & Scoring

Race Director

Orbits 4

www.amb-it.com

www.mylaps.com

Licensed to: Grand American Road Racing



PROVISIONAL

Virginia Int'l Raceway

CTSCC

Virginia International Raceway 3.270 Miles

Grand-Am CTSCC Race

4/24/2010 03:30 PM

Race (2:30:00 Time) started at 15:46:27



Lap	Lap Tm	Diff	Time of Day
28	2:07.380	+2.390	17:03:39.707
29	2:08.082	+3.092	17:05:47.789
30	2:06.066	+1.076	17:07:53.855
31	2:06.489	+1.499	17:10:00.344
32	2:09.514	+4.524	17:12:09.858
33	2:06.976	+1.986	17:14:16.834
34	2:06.472	+1.482	17:16:23.306
35	2:07.703	+2.713	17:18:31.009
p36	3:13.951	+1:08.961	17:21:44.960
37	2:15.366	+10.376	17:24:00.326
38	2:08.321	+3.331	17:26:08.647
39	2:06.420	+1.430	17:28:15.067
40	2:07.034	+2.044	17:30:22.101
41	2:08.424	+3.434	17:32:30.525
42	2:07.224	+2.234	17:34:37.749
43	2:06.131	+1.141	17:36:43.880
44	2:06.177	+1.187	17:38:50.057
45	2:06.907	+1.917	17:40:56.964
46	2:06.820	+1.830	17:43:03.784
47	2:06.491	+1.501	17:45:10.275
48	2:06.118	+1.128	17:47:16.393
49	2:05.616	+0.626	17:49:22.009
50	2:06.532	+1.542	17:51:28.541
51	2:07.701	+2.711	17:53:36.242
52	2:06.256	+1.266	17:55:42.498
53	2:06.837	+1.847	17:57:49.335
54	2:06.229	+1.239	17:59:55.564
55	2:06.564	+1.574	18:02:02.128
56	2:06.698	+1.708	18:04:08.826
57	2:10.710	+5.720	18:06:19.536
58	2:06.126	+1.136	18:08:25.662
59	2:06.634	+1.644	18:10:32.296
60	2:06.525	+1.535	18:12:38.821
61	2:07.731	+2.741	18:14:46.552
62	2:20.971	+15.981	18:17:07.523
63	2:06.800	+1.810	18:19:14.323
Best Tm: 2:05.616			

(24) Mason / Mitten

Robert Mitten			
1	2:22.256	+9.394	15:49:32.761
2	2:16.096	+3.234	15:51:48.857
3	2:17.236	+4.374	15:54:06.093
4	2:25.598	+12.736	15:56:31.691
5	2:14.343	+1.481	15:58:46.034
6	2:13.577	+0.715	16:00:59.611
7	2:13.065	+0.203	16:03:12.676
8	2:14.977	+2.115	16:05:27.653
9	2:15.540	+2.678	16:07:43.193
10	2:16.943	+4.081	16:10:00.136
11	2:14.064	+1.202	16:12:14.200
12	2:13.792	+0.930	16:14:27.992
13	2:12.893	+0.031	16:16:40.885
14	2:13.999	+1.137	16:18:54.884
15	2:13.898	+1.036	16:21:08.782
16	2:22.561	+9.699	16:23:31.343
17	2:15.591	+2.729	16:25:46.934
18	2:14.948	+2.086	16:28:01.882
19	2:17.636	+4.774	16:30:19.518
20	2:17.180	+4.318	16:32:36.698

Lap	Lap Tm	Diff	Time of Day
21	2:18.367	+5.505	16:34:55.065
22	2:55.297	+42.435	16:37:50.362
23	2:21.407	+8.545	16:40:11.769
24	3:56.713	+1:43.851	16:44:08.482
25	4:09.230	+1:56.368	16:48:17.712
p26	4:02.775	+1:49.913	16:52:20.487
Best Tm: 2:12.893			
Ray Mason			
27	4:12.956	+2:00.094	16:56:33.443
28	3:08.419	+55.557	16:59:41.862
29	2:20.755	+7.893	17:02:02.617
30	2:20.290	+7.428	17:04:22.907
31	2:13.124	+0.262	17:06:36.031
32	2:15.840	+2.978	17:08:51.871
33	2:13.709	+0.847	17:11:05.580
34	2:13.076	+0.214	17:13:18.656
35	2:17.894	+5.032	17:15:36.550
36	2:15.280	+2.418	17:17:51.830
37	2:14.240	+1.378	17:20:06.070
38	2:14.393	+1.531	17:22:20.463
39	2:14.626	+1.764	17:24:35.089
40	2:14.735	+1.873	17:26:49.824
41	2:14.016	+1.154	17:29:03.840
42	2:14.252	+1.390	17:31:18.092
43	2:13.877	+1.015	17:33:31.969
44	2:14.146	+1.284	17:35:46.115
45	2:17.994	+5.132	17:38:04.109
46	2:14.689	+1.827	17:40:18.798
47	2:14.006	+1.144	17:42:32.804
48	2:13.380	+0.518	17:44:46.184
49	2:14.578	+1.716	17:47:00.762
50	2:13.969	+1.107	17:49:14.731
51	2:14.117	+1.255	17:51:28.848
52	2:12.862		17:53:41.710
53	2:13.231	+0.369	17:55:54.941
54	2:14.363	+1.501	17:58:09.304
55	2:13.242	+0.380	18:00:22.546
56	2:14.475	+1.613	18:02:37.021
57	2:13.977	+1.115	18:04:50.998
58	2:14.336	+1.474	18:07:05.334
59	2:13.522	+0.660	18:09:18.856
60	2:38.200	+25.338	18:11:57.056
61	2:51.222	+38.360	18:14:48.278
62	2:51.522	+38.660	18:17:39.800
Best Tm: 2:12.862			

(76) Kirby/ Tesler-Mabe

Alex Kirby			
1	2:20.127	+7.300	15:49:30.521
2	2:17.872	+5.045	15:51:48.393
3	2:17.102	+4.275	15:54:05.495
4	2:14.565	+1.738	15:56:20.060
5	2:14.025	+1.198	15:58:34.085
6	2:14.235	+1.408	16:00:48.320
7	2:14.545	+1.718	16:03:02.865
8	2:13.873	+1.046	16:05:16.738
9	2:16.099	+3.272	16:07:32.837
10	2:15.391	+2.564	16:09:48.228
11	2:14.825	+1.998	16:12:03.053

Lap	Lap Tm	Diff	Time of Day
12	2:16.473	+3.646	16:14:19.526
13	2:14.717	+1.890	16:16:34.243
14	2:15.204	+2.377	16:18:49.447
15	2:15.243	+2.416	16:21:04.690
16	2:12.827		16:23:17.517
17	2:15.322	+2.495	16:25:32.839
18	2:14.275	+1.448	16:27:47.114
19	2:20.687	+7.860	16:30:07.801
20	2:17.772	+4.945	16:32:25.573
21	2:22.219	+9.392	16:34:47.792
22	3:01.184	+48.357	16:37:48.976
23	2:16.240	+3.413	16:40:05.216
24	3:56.525	+1:43.698	16:44:01.741
Best Tm: 2:12.827			
p25	5:20.531	+3:07.704	16:49:22.272
26	3:19.725	+1:06.898	16:52:41.997
27	3:42.830	+1:30.003	16:56:24.827
28	3:10.724	+57.897	16:59:35.551
29	2:26.058	+13.231	17:02:01.609
30	2:17.078	+4.251	17:04:18.687
31	2:17.079	+4.252	17:06:35.766
32	2:16.774	+3.947	17:08:52.540
33	2:16.978	+4.151	17:11:09.518
34	2:17.512	+4.685	17:13:27.030
35	2:18.826	+5.999	17:15:45.856
36	2:18.049	+5.222	17:18:03.905
37	2:17.430	+4.603	17:20:21.335
38	2:18.218	+5.391	17:22:39.553
39	2:18.012	+5.185	17:24:57.565
40	2:18.027	+5.200	17:27:15.592
41	2:17.524	+4.697	17:29:33.116
42	2:17.131	+4.304	17:31:50.247
43	2:18.994	+6.167	17:34:09.241
44	2:17.714	+4.887	17:36:26.955
45	2:17.919	+5.092	17:38:44.874
46	2:18.381	+5.554	17:41:03.255
47	2:17.886	+5.059	17:43:21.141
48	2:17.313	+4.486	17:45:38.454
49	2:20.097	+7.270	17:47:58.551
50	2:17.530	+4.703	17:50:16.081
51	2:16.904	+4.077	17:52:32.985
52	2:18.484	+5.657	17:54:51.469
53	2:17.032	+4.205	17:57:08.501
54	2:17.101	+4.274	17:59:25.602
55	2:17.797	+4.970	18:01:43.399
56	2:19.120	+6.293	18:04:02.519
57	2:18.610	+5.783	18:06:21.129
58	2:16.763	+3.936	18:08:37.892
59	2:16.858	+4.031	18:10:54.750
60	2:16.540	+3.713	18:13:11.290
61	2:16.330	+3.503	18:15:27.620
62	2:17.976	+5.149	18:17:45.596
Best Tm: 2:16.330			

(43) Sahlen/ Nonnamaker

Joe Sahlen			
1	2:23.949	+8.936	15:49:37.123
2	2:16.546	+1.533	15:51:53.669

Timing & Scoring

Race Director

Orbits 4

www.amb-it.com

www.mylaps.com

Licensed to: Grand American Road Racing



PROVISIONAL

Virginia Int'l Raceway

CTSCC

Virginia International Raceway 3.270 Miles

Grand-Am CTSCC Race

4/24/2010 03:30 PM

Race (2:30:00 Time) started at 15:46:27

Lap	Lap Tm	Diff	Time of Day
3	2:15.013		15:54:08.682
4	2:15.665	+0.652	15:56:24.347
5	2:15.777	+0.764	15:58:40.124
6	2:15.194	+0.181	16:00:55.318
7	2:15.626	+0.613	16:03:10.944
8	2:18.782	+3.769	16:05:29.726
9	2:17.267	+2.254	16:07:46.993
10	2:18.928	+3.915	16:10:05.921
11	2:15.773	+0.760	16:12:21.694
12	2:16.024	+1.011	16:14:37.718
13	2:15.886	+0.873	16:16:53.604
14	2:15.308	+0.295	16:19:08.912
15	2:15.855	+0.842	16:21:24.767
16	2:15.573	+0.560	16:23:40.340
17	2:17.038	+2.025	16:25:57.378
18	2:17.869	+2.856	16:28:15.247
19	2:20.763	+5.750	16:30:36.010
20	2:18.232	+3.219	16:32:54.242
p21	3:13.229	+58.216	16:36:07.471
22	2:24.792	+9.779	16:38:32.263
23	2:22.908	+7.895	16:40:55.171
24	3:30.880	+1:15.867	16:44:26.051

Best Tm: 2:15.013

Will Nonnamaker

p25	5:04.679	+2:49.666	16:49:30.730
26	3:12.246	+57.233	16:52:42.976
27	3:42.658	+1:27.645	16:56:25.634
28	3:10.211	+55.198	16:59:35.845
29	2:26.389	+11.376	17:02:02.234
30	2:20.379	+5.366	17:04:22.613
31	2:16.727	+1.714	17:06:39.340
32	2:16.056	+1.043	17:08:55.396
33	2:16.339	+1.326	17:11:11.735
34	2:15.857	+0.844	17:13:27.592
35	2:17.718	+2.705	17:15:45.310
36	2:17.523	+2.510	17:18:02.833
37	2:16.949	+1.936	17:20:19.782
38	2:17.187	+2.174	17:22:36.969
39	2:16.801	+1.788	17:24:53.770
40	2:16.999	+1.986	17:27:10.769
41	2:17.078	+2.065	17:29:27.847
42	2:16.475	+1.462	17:31:44.322
43	2:17.040	+2.027	17:34:01.362
44	2:16.296	+1.283	17:36:17.658
45	2:16.498	+1.485	17:38:34.156
46	2:17.076	+2.063	17:40:51.232
47	2:16.089	+1.076	17:43:07.321
48	2:15.722	+0.709	17:45:23.043
49	2:15.465	+0.452	17:47:38.508
50	2:16.574	+1.561	17:49:55.082
51	2:18.551	+3.538	17:52:13.633
52	2:16.309	+1.296	17:54:29.942
53	2:16.729	+1.716	17:56:46.671
p54	2:53.161	+38.148	17:59:39.832
55	2:21.990	+6.977	18:02:01.822
56	2:16.852	+1.839	18:04:18.674
57	2:18.175	+3.162	18:06:36.849
58	2:15.520	+0.507	18:08:52.369
59	2:15.597	+0.584	18:11:07.966
60	2:16.675	+1.662	18:13:24.641

Lap	Lap Tm	Diff	Time of Day
61	2:16.911	+1.898	18:15:41.552
62	2:16.701	+1.688	18:17:58.253

Best Tm: 2:15.465

(03) Saini/ Piscitell

Justin Piscitell			
1	2:14.589	+2.627	15:49:22.768
2	2:12.841	+0.879	15:51:35.609
3	2:13.966	+2.004	15:53:49.575
4	2:13.864	+1.902	15:56:03.439
5	2:14.026	+2.064	15:58:17.465
6	2:14.218	+2.256	16:00:31.683
7	2:13.944	+1.982	16:02:45.627
8	2:15.510	+3.548	16:05:01.137
9	2:15.019	+3.057	16:07:16.156
10	2:14.692	+2.730	16:09:30.848
11	2:14.661	+2.699	16:11:45.509
12	2:14.347	+2.385	16:13:59.856
13	2:15.403	+3.441	16:16:15.259
14	2:13.706	+1.744	16:18:28.965
15	2:14.819	+2.857	16:20:43.784
16	2:14.813	+2.851	16:22:58.597
17	2:12.629	+0.667	16:25:11.226
18	2:12.414	+0.452	16:27:23.640
19	2:16.514	+4.552	16:29:40.154
20	2:17.485	+5.523	16:31:57.639

Best Tm: 2:12.414

Jason Saini

p21	3:36.516	+1:24.554	16:35:34.155
p22	3:55.250	+1:43.288	16:39:29.405
23	2:24.018	+12.056	16:41:53.423
24	2:42.485	+30.523	16:44:35.908
25	4:08.246	+1:56.284	16:48:44.154
26	3:51.291	+1:39.329	16:52:35.445
27	3:41.712	+1:29.750	16:56:17.157
28	3:16.992	+1:05.030	16:59:34.149
p29	3:30.375	+1:18.413	17:03:04.524
30	2:18.614	+6.652	17:05:23.138
31	2:13.425	+1.463	17:07:36.563
32	2:13.242	+1.280	17:09:49.805
33	2:14.325	+2.363	17:12:04.130
34	2:13.222	+1.260	17:14:17.352
35	2:14.029	+2.067	17:16:31.381
36	2:14.529	+2.567	17:18:45.910
p37	3:33.238	+1:21.276	17:22:19.148
38	2:19.325	+7.363	17:24:38.473
39	2:14.644	+2.682	17:26:53.117
40	2:13.505	+1.543	17:29:06.622
41	2:14.438	+2.476	17:31:21.060
42	2:13.610	+1.648	17:33:34.670
43	2:14.729	+2.767	17:35:49.399
44	2:14.281	+2.319	17:38:03.680
45	2:14.996	+3.034	17:40:18.676
46	2:13.261	+1.299	17:42:31.937
47	2:13.138	+1.176	17:44:45.075
48	2:13.894	+1.932	17:46:58.969
49	2:13.852	+1.890	17:49:12.821
50	2:13.522	+1.560	17:51:26.343
51	2:13.284	+1.322	17:53:39.627

Lap	Lap Tm	Diff	Time of Day
52	2:13.719	+1.757	17:55:53.346
53	2:13.991	+2.029	17:58:07.337
54	2:13.850	+1.888	18:00:21.187
55	2:13.422	+1.460	18:02:34.609
56	2:12.524	+0.562	18:04:47.133
57	2:12.177	+0.215	18:06:59.310
58	2:12.688	+0.726	18:09:11.998
59	2:12.497	+0.535	18:11:24.495
60	2:12.925	+0.963	18:13:37.420
61	2:12.213	+0.251	18:15:49.633
62	2:11.962		18:18:01.595

Best Tm: 2:11.962

(19) Adams/ Phillips

Steve Phillips			
1	2:17.773	+9.922	15:48:49.361
2	2:10.041	+2.190	15:50:59.402
3	2:08.640	+0.789	15:53:08.042
4	2:08.827	+0.976	15:55:16.869
5	2:08.884	+1.033	15:57:25.753
6	2:08.586	+0.735	15:59:34.339
7	2:08.966	+1.115	16:01:43.305
8	2:08.064	+0.213	16:03:51.369
9	2:08.645	+0.794	16:06:00.014
10	2:09.657	+1.806	16:08:09.671
11	2:09.110	+1.259	16:10:18.781
12	2:09.206	+1.355	16:12:27.987
13	2:09.500	+1.649	16:14:37.487
14	2:10.226	+2.375	16:16:47.713
15	2:10.553	+2.702	16:18:58.266
16	2:09.681	+1.830	16:21:07.947
17	2:10.111	+2.260	16:23:18.058
18	2:07.851		16:25:25.909
19	2:08.714	+0.863	16:27:34.623
20	2:09.763	+1.912	16:29:44.386

Best Tm: 2:07.851

Brad Adams

p21	3:54.080	+1:46.229	16:33:38.466
22	2:21.761	+13.910	16:36:00.227
23	2:16.583	+8.732	16:38:16.810
24	2:16.170	+8.319	16:40:32.980
25	3:49.410	+1:41.559	16:44:22.390
26	4:11.531	+2:03.680	16:48:33.921
27	3:47.197	+1:39.346	16:52:21.118
p28	4:07.737	+1:59.886	16:56:28.855
29	3:13.681	+1:05.830	16:59:42.536
30	2:19.112	+11.261	17:02:01.648
31	2:10.301	+2.450	17:04:11.949
32	2:14.191	+6.340	17:06:26.140
33	2:12.052	+4.201	17:08:38.192
34	2:10.694	+2.843	17:10:48.886
35	2:10.403	+2.552	17:12:59.289
36	2:10.173	+2.322	17:15:09.462
37	2:17.279	+9.428	17:17:26.741
38	2:12.055	+4.204	17:19:38.796
39	2:11.119	+3.268	17:21:49.915
40	2:12.412	+4.561	17:24:02.327
41	2:13.567	+5.716	17:26:15.894
42	2:10.967	+3.116	17:28:26.861

Timing & Scoring

Race Director

Orbits 4

www.amb-it.com

www.mylaps.com

Licensed to: Grand American Road Racing



PROVISIONAL

Virginia Int'l Raceway


CTSCC

Virginia International Raceway 3.270 Miles

Grand-Am CTSCC Race

4/24/2010 03:30 PM

Race (2:30:00 Time) started at 15:46:27



Lap	Lap Tm	Diff	Time of Day
43	2:10.394	+2.543	17:30:37.255
44	2:11.213	+3.362	17:32:48.468
45	2:10.109	+2.258	17:34:58.577
46	2:10.586	+2.735	17:37:09.163
p47	8:22.319	+6:14.468	17:45:31.482
48	2:17.444	+9.593	17:47:48.926
49	2:11.446	+3.595	17:50:00.372
50	2:14.787	+6.936	17:52:15.159
51	2:12.559	+4.708	17:54:27.718
52	2:10.280	+2.429	17:56:37.998
53	2:11.425	+3.574	17:58:49.423
54	2:12.207	+4.356	18:01:01.630
55	2:10.947	+3.096	18:03:12.577
56	2:16.907	+9.056	18:05:29.484
57	2:10.836	+2.985	18:07:40.320
58	2:11.179	+3.328	18:09:51.499
59	2:10.396	+2.545	18:12:01.895
60	2:09.628	+1.777	18:14:11.523
61	2:10.540	+2.689	18:16:22.063
62	2:11.256	+3.405	18:18:33.319

Best Tm: 2:09.628

(31) Lamb/ Bocchino

Glenn Bocchino

1	2:21.469	+9.010	15:49:31.321
2	2:14.373	+1.914	15:51:45.694
3	2:13.352	+0.893	15:53:59.046
4	2:13.946	+1.487	15:56:12.992
5	2:15.108	+2.649	15:58:28.100
6	2:12.674	+0.215	16:00:40.774
7	2:13.121	+0.662	16:02:53.895
8	2:14.571	+2.112	16:05:08.466
9	2:16.880	+4.421	16:07:25.346
10	2:13.928	+1.469	16:09:39.274
11	2:16.395	+3.936	16:11:55.669
12	2:14.929	+2.470	16:14:10.598
13	2:13.772	+1.313	16:16:24.370
14	2:18.068	+5.609	16:18:42.438
15	2:14.435	+1.976	16:20:56.873
16	2:14.325	+1.866	16:23:11.198
17	2:15.340	+2.881	16:25:26.538
18	2:15.086	+2.627	16:27:41.624
19	2:17.803	+5.344	16:29:59.427
20	2:19.784	+7.325	16:32:19.211
21	2:17.349	+4.890	16:34:36.560
22	3:11.616	+59.157	16:37:48.176
23	2:19.273	+6.814	16:40:07.449
24	3:56.591	+1:44.132	16:44:04.040
25	4:11.630	+1:59.171	16:48:15.670

Best Tm: 2:12.674

Todd Lamb

p26	5:03.333	+2:50.874	16:53:19.003
27	3:12.430	+59.971	16:56:31.433
28	3:06.667	+54.208	16:59:38.100
29	2:18.454	+5.995	17:01:56.554
30	2:14.663	+2.204	17:04:11.217
31	2:14.884	+2.425	17:06:26.101
32	2:13.317	+0.858	17:08:39.418
33	2:14.191	+1.732	17:10:53.609

Lap	Lap Tm	Diff	Time of Day
34	2:13.074	+0.615	17:13:06.683
35	2:12.459		17:15:19.142
36	2:13.007	+0.548	17:17:32.149
37	2:13.250	+0.791	17:19:45.399
38	2:13.241	+0.782	17:21:58.640
39	2:12.778	+0.319	17:24:11.418
40	2:14.190	+1.731	17:26:25.608
41	2:12.844	+0.385	17:28:38.452
42	2:12.672	+0.213	17:30:51.124
43	2:12.528	+0.069	17:33:03.652
44	2:13.506	+1.047	17:35:17.158
45	2:13.017	+0.558	17:37:30.175
46	2:13.629	+1.170	17:39:43.804
47	2:12.518	+0.059	17:41:56.322
48	2:12.659	+0.200	17:44:08.981
49	2:12.941	+0.482	17:46:21.922
50	2:12.971	+0.512	17:48:34.893
51	2:12.972	+0.513	17:50:47.865
52	2:12.660	+0.201	17:53:00.525
53	2:12.924	+0.465	17:55:13.449
54	2:21.659	+9.200	17:57:35.108
55	2:15.351	+2.892	17:59:50.459
56	2:16.577	+4.118	18:02:07.036
57	2:16.435	+3.976	18:04:23.471
p58	4:27.311	+2:14.852	18:08:50.782
59	2:31.671	+19.212	18:11:22.453
60	2:29.129	+16.670	18:13:51.582
61	2:25.974	+13.515	18:16:17.556
p62	2:45.572	+33.113	18:19:03.128

Best Tm: 2:12.459

(34) Giovanis/ Tallman

Lara Tallman

1	2:24.225	+6.722	15:49:37.937
2	2:18.026	+0.523	15:51:55.963
3	2:18.463	+0.960	15:54:14.426
4	2:18.704	+1.201	15:56:33.130
5	2:17.996	+0.493	15:58:51.126
6	2:20.402	+2.899	16:01:11.528
7	2:22.749	+5.246	16:03:34.277
8	2:19.823	+2.320	16:05:54.100
9	2:18.246	+0.743	16:08:12.346
10	2:18.004	+0.501	16:10:30.350
11	2:17.915	+0.412	16:12:48.265
12	2:18.970	+1.467	16:15:07.235
13	2:21.051	+3.548	16:17:28.286
14	2:18.770	+1.267	16:19:47.056
15	2:18.484	+0.981	16:22:05.540
16	2:17.503		16:24:23.043
17	2:19.815	+2.312	16:26:42.858
18	2:18.925	+1.422	16:29:01.783
19	2:23.234	+5.731	16:31:25.017
20	2:34.092	+16.589	16:33:59.109
21	2:18.330	+0.827	16:36:17.439
22	2:17.795	+0.292	16:38:35.234
23	2:23.929	+6.426	16:40:59.163
24	3:27.979	+1:10.476	16:44:27.142
25	4:09.843	+1:52.340	16:48:36.985

Best Tm: 2:17.503

Lap	Lap Tm	Diff	Time of Day
Ted Giovanis			
p26	6:04.130	+3:46.627	16:54:41.115
27	2:25.998	+8.495	16:57:07.113
28	2:40.760	+23.257	16:59:47.873
29	2:17.960	+0.457	17:02:05.833
30	2:20.133	+2.630	17:04:25.966
31	2:21.788	+4.285	17:06:47.754
32	2:21.239	+3.736	17:09:08.993
33	2:19.705	+2.202	17:11:28.698
34	2:20.967	+3.464	17:13:49.665
35	2:22.902	+5.399	17:16:12.567
36	2:23.821	+6.318	17:18:36.388
37	2:21.411	+3.908	17:20:57.799
38	2:19.847	+2.344	17:23:17.646
39	2:19.896	+2.393	17:25:37.542
40	2:19.876	+2.373	17:27:57.418
41	2:19.994	+2.491	17:30:17.412
42	2:20.081	+2.578	17:32:37.493
43	2:20.882	+3.379	17:34:58.375
44	2:20.711	+3.208	17:37:19.086
45	2:20.238	+2.735	17:39:39.324
46	2:18.894	+1.391	17:41:58.218
47	2:18.401	+0.898	17:44:16.619
48	2:19.797	+2.294	17:46:36.416
49	2:19.456	+1.953	17:48:55.872
50	2:19.680	+2.177	17:51:15.552
51	2:18.091	+0.588	17:53:33.643
52	2:18.810	+1.307	17:55:52.453
53	2:21.810	+4.307	17:58:14.263
54	2:18.301	+0.798	18:00:32.564
55	2:18.014	+0.511	18:02:50.578
56	2:19.605	+2.102	18:05:10.183
57	2:17.704	+0.201	18:07:27.887
58	2:18.788	+1.285	18:09:46.675
59	2:17.812	+0.309	18:12:04.487
60	2:20.571	+3.068	18:14:25.058
61	2:18.534	+1.031	18:16:43.592
62	2:24.001	+6.498	18:19:07.593

Best Tm: 2:17.704

(42) Leroux/ Leroux

Juan Leroux

1	2:19.037	+5.331	15:49:28.337
2	2:14.420	+0.714	15:51:42.757
3	2:14.833	+1.127	15:53:57.590
4	2:14.610	+0.904	15:56:12.200
5	2:13.706		15:58:25.906
6	2:28.303	+14.597	16:00:54.209
7	2:15.143	+1.437	16:03:09.352
8	2:16.569	+2.863	16:05:25.921
9	2:19.892	+6.186	16:07:45.813
10	2:17.459	+3.753	16:10:03.272
11	2:15.029	+1.323	16:12:18.301
12	2:14.802	+1.096	16:14:33.103
13	2:15.117	+1.411	16:16:48.220
14	2:15.754	+2.048	16:19:03.974
15	2:15.170	+1.464	16:21:19.144
16	2:14.799	+1.093	16:23:33.943
17	2:14.008	+0.302	16:25:47.951
18	2:16.767	+3.061	16:28:04.718

Timing & Scoring

Race Director

Orbits 4

www.amb-it.com

www.mylaps.com

Licensed to: Grand American Road Racing



PROVISIONAL

Virginia Int'l Raceway

CTSCC

Virginia International Raceway 3.270 Miles

Grand-Am CTSCC Race

4/24/2010 03:30 PM

Race (2:30:00 Time) started at 15:46:27



Lap	Lap Tm	Diff	Time of Day
19	2:15.761	+2.055	16:30:20.479
20	2:17.529	+3.823	16:32:38.008
21	2:18.929	+5.223	16:34:56.937
22	2:53.662	+39.956	16:37:50.599
23	2:25.080	+11.374	16:40:15.679
24	3:55.879	+1:42.173	16:44:11.558
Best Tm: 2:13.706			
p25			
25	4:13.391	+1:59.685	16:48:24.949
Jorge Leroux			
26	4:15.311	+2:01.605	16:52:40.260
27	3:43.994	+1:30.288	16:56:24.254
28	3:10.936	+57.230	16:59:35.190
29	2:17.206	+3.500	17:01:52.396
30	2:18.305	+4.599	17:04:10.701
31	2:14.228	+0.522	17:06:24.929
32	2:14.161	+0.455	17:08:39.090
33	2:14.972	+1.266	17:10:54.062
34	2:14.635	+0.929	17:13:08.697
35	2:20.204	+6.498	17:15:28.901
36	2:15.340	+1.634	17:17:44.241
37	2:14.820	+1.114	17:19:59.061
38	2:15.062	+1.356	17:22:14.123
39	2:15.270	+1.564	17:24:29.393
40	2:14.837	+1.131	17:26:44.230
41	2:16.292	+2.586	17:29:00.522
42	2:15.416	+1.710	17:31:15.938
43	2:14.698	+0.992	17:33:30.636
44	2:14.041	+0.335	17:35:44.677
45	2:14.662	+0.956	17:37:59.339
46	2:14.217	+0.511	17:40:13.556
47	2:13.974	+0.268	17:42:27.530
48	2:14.850	+1.144	17:44:42.380
49	2:14.683	+0.977	17:46:57.063
50	2:14.740	+1.034	17:49:11.803
51	2:14.738	+1.032	17:51:26.541
52	2:14.204	+0.498	17:53:40.745
53	2:14.582	+0.876	17:55:55.327
54	2:15.550	+1.844	17:58:10.877
55	2:15.099	+1.393	18:00:25.976
56	2:14.695	+0.989	18:02:40.671
57	2:15.157	+1.451	18:04:55.828
58	2:15.942	+2.236	18:07:11.770
59	2:22.533	+8.827	18:09:34.303
Best Tm: 2:13.974			

(171) Sweeney/ Halpin

Lap	Lap Tm	Diff	Time of Day
Mike Halpin			
1	2:19.420	+7.065	15:49:28.455
2	2:12.625	+0.270	15:51:41.080
3	2:13.238	+0.883	15:53:54.318
4	2:12.784	+0.429	15:56:07.102
5	2:13.192	+0.837	15:58:20.294
6	2:12.842	+0.487	16:00:33.136
7	2:13.155	+0.800	16:02:46.291
8	2:13.791	+1.436	16:05:00.082
9	2:12.595	+0.240	16:07:12.677
10	2:12.624	+0.269	16:09:25.301
11	2:13.017	+0.662	16:11:38.318

Lap	Lap Tm	Diff	Time of Day
12	2:12.890	+0.535	16:13:51.208
13	2:13.505	+1.150	16:16:04.713
14	2:15.000	+2.645	16:18:19.713
15	2:12.882	+0.527	16:20:32.595
16	2:12.461	+0.106	16:22:45.056
17	2:12.355		16:24:57.411
p18	2:54.356	+42.001	16:27:51.767
19	4:36.751	+2:24.396	16:32:28.518
20	2:21.630	+9.275	16:34:50.148
21	2:59.627	+47.272	16:37:49.775
22	2:21.095	+8.740	16:40:10.870
p23	3:58.803	+1:46.448	16:44:09.673
p24	4:48.304	+2:35.949	16:48:57.977
Best Tm: 2:12.355			
Mike Sweeney			
25	3:46.834	+1:34.479	16:52:44.811
26	3:43.071	+1:30.716	16:56:27.882
p27	3:18.299	+1:05.944	16:59:46.181
p28	5:01.487	+2:49.132	17:04:47.668
29	5:31.895	+3:19.540	17:10:19.563
30	2:15.754	+3.399	17:12:35.317
31	2:13.325	+0.970	17:14:48.642
32	2:14.408	+2.053	17:17:03.050
33	2:14.380	+2.025	17:19:17.430
34	2:14.900	+2.545	17:21:32.330
35	2:14.502	+2.147	17:23:46.832
36	2:14.060	+1.705	17:26:00.892
37	2:13.616	+1.261	17:28:14.508
38	2:13.994	+1.639	17:30:28.502
39	2:13.848	+1.493	17:32:42.350
40	2:14.446	+2.091	17:34:56.796
41	2:14.323	+1.968	17:37:11.119
42	2:14.792	+2.437	17:39:25.911
43	2:17.926	+5.571	17:41:43.837
44	2:14.599	+2.244	17:43:58.436
45	2:14.409	+2.054	17:46:12.845
46	2:14.206	+1.851	17:48:27.051
47	2:13.787	+1.432	17:50:40.838
48	2:13.667	+1.312	17:52:54.505
49	2:14.348	+1.993	17:55:08.853
50	2:15.795	+3.440	17:57:24.648
51	2:13.939	+1.584	17:59:38.587
52	2:14.230	+1.875	18:01:52.817
53	2:14.389	+2.034	18:04:07.206
54	2:14.278	+1.923	18:06:21.484
55	2:15.563	+3.208	18:08:37.047
56	2:14.269	+1.914	18:10:51.316
57	2:15.506	+3.151	18:13:06.822
58	2:14.636	+2.281	18:15:21.458
59	2:15.434	+3.079	18:17:36.892
Best Tm: 2:13.325			

(197) Cattaneo / Mirzayan

Lap	Lap Tm	Diff	Time of Day
Sarah Cattaneo			
1	2:19.301	+7.516	15:49:28.633
2	2:14.581	+2.796	15:51:43.214
3	2:13.791	+2.006	15:53:57.005
4	2:13.279	+1.494	15:56:10.284
p5	9:15.519	+7:03.734	16:05:25.803

Lap	Lap Tm	Diff	Time of Day
6	2:26.838	+15.053	16:07:52.641
7	2:18.254	+6.469	16:10:10.895
8	2:13.846	+2.061	16:12:24.741
9	2:15.183	+3.398	16:14:39.924
10	2:13.859	+2.074	16:16:53.783
11	2:13.272	+1.487	16:19:07.055
Best Tm: 2:13.272			
VJ Mirzayan			
p12	4:36.978	+2:25.193	16:23:44.033
13	2:25.523	+13.738	16:26:09.556
14	2:15.767	+3.982	16:28:25.323
15	2:16.448	+4.663	16:30:41.771
16	2:15.225	+3.440	16:32:56.996
17	2:17.076	+5.291	16:35:14.072
18	2:43.615	+31.830	16:37:57.687
19	2:27.977	+16.192	16:40:25.664
20	3:54.816	+1:43.031	16:44:20.480
21	4:11.228	+1:59.443	16:48:31.708
22	3:58.643	+1:46.858	16:52:30.351
23	3:41.367	+1:29.582	16:56:11.718
24	3:18.871	+1:07.086	16:59:30.589
25	2:12.232	+0.447	17:01:42.821
26	2:11.785		17:03:54.606
27	2:13.160	+1.375	17:06:07.766
28	2:12.938	+1.153	17:08:20.704
29	2:12.924	+1.139	17:10:33.628
30	2:12.449	+0.664	17:12:46.077
31	2:11.933	+0.148	17:14:58.010
32	2:19.674	+7.889	17:17:17.684
33	2:14.025	+2.240	17:19:31.709
34	2:14.181	+2.396	17:21:45.890
p35	3:14.173	+1:02.388	17:25:00.063
36	2:23.894	+12.109	17:27:23.957
37	2:13.828	+2.043	17:29:37.785
38	2:14.293	+2.508	17:31:52.078
39	2:16.028	+4.243	17:34:08.106
40	2:13.808	+2.023	17:36:21.914
41	2:14.095	+2.310	17:38:36.009
42	2:15.392	+3.607	17:40:51.401
43	2:14.994	+3.209	17:43:06.395
44	2:14.773	+2.988	17:45:21.168
45	2:14.793	+3.008	17:47:35.961
46	2:16.502	+4.717	17:49:52.463
47	2:16.007	+4.222	17:52:08.470
48	2:15.583	+3.798	17:54:24.053
49	2:15.466	+3.681	17:56:39.519
50	2:14.487	+2.702	17:58:54.006
51	2:15.292	+3.507	18:01:09.298
52	2:16.840	+5.055	18:03:26.138
53	2:16.720	+4.935	18:05:42.858
54	2:17.445	+5.660	18:08:00.303
55	2:17.176	+5.391	18:10:17.479
56	2:21.334	+9.549	18:12:38.813
57	2:21.504	+9.719	18:15:00.317
58	2:28.072	+16.287	18:17:28.389
Best Tm: 2:11.785			

(29) Buford/ Gutierrez
Jade Buford

Timing & Scoring

Race Director

Orbits 4

www.amb-it.com

www.mylaps.com

Licensed to: Grand American Road Racing



PROVISIONAL

Virginia Int'l Raceway

CTSCC

Virginia International Raceway 3.270 Miles

Grand-Am CTSCC Race

4/24/2010 03:30 PM

Race (2:30:00 Time) started at 15:46:27

Lap	Lap Tm	Diff	Time of Day
1	2:12.487	+5.963	15:48:42.266
2	2:06.524		15:50:48.790
3	2:06.727	+0.203	15:52:55.517
4	2:06.641	+0.117	15:55:02.158
5	2:07.946	+1.422	15:57:10.104
6	2:06.539	+0.015	15:59:16.643
7	2:07.235	+0.711	16:01:23.878
8	2:07.255	+0.731	16:03:31.133
9	2:06.832	+0.308	16:05:37.965
10	2:07.658	+1.134	16:07:45.623
11	2:10.487	+3.963	16:09:56.110
12	2:07.581	+1.057	16:12:03.691
13	2:08.000	+1.476	16:14:11.691
14	2:07.911	+1.387	16:16:19.602
15	2:07.480	+0.956	16:18:27.082
16	2:08.052	+1.528	16:20:35.134
17	2:07.914	+1.390	16:22:43.048
18	2:07.804	+1.280	16:24:50.852
19	2:07.942	+1.418	16:26:58.794
20	2:16.099	+9.575	16:29:14.893
21	2:19.529	+13.005	16:31:34.422
22	2:41.820	+35.296	16:34:16.242
23	3:24.158	+1:17.634	16:37:40.400
24	2:15.624	+9.100	16:39:56.024
25	4:01.323	+1:54.799	16:43:57.347
26	4:14.137	+2:07.613	16:48:11.484

Best Tm: 2:06.524

Manuel Gutierrez

p27	4:50.452	+2:43.928	16:53:01.936
28	3:28.851	+1:22.327	16:56:30.787
29	3:06.514	+59.990	16:59:37.301
30	2:13.961	+7.437	17:01:51.262
31	2:09.351	+2.827	17:04:00.613
32	2:07.254	+0.730	17:06:07.867
33	2:08.215	+1.691	17:08:16.082
34	2:08.012	+1.488	17:10:24.094
35	2:07.057	+0.533	17:12:31.151
36	2:08.947	+2.423	17:14:40.098
37	2:11.860	+5.336	17:16:51.958
38	2:09.864	+3.340	17:19:01.822
39	2:07.850	+1.326	17:21:09.672
p40	2:51.245	+44.721	17:24:00.917
41	2:14.184	+7.660	17:26:15.101
42	2:08.115	+1.591	17:28:23.216
43	2:09.022	+2.498	17:30:32.238
44	2:10.827	+4.303	17:32:43.065
45	2:08.701	+2.177	17:34:51.766
46	2:10.101	+3.577	17:37:01.867
47	2:08.657	+2.133	17:39:10.524
48	2:08.045	+1.521	17:41:18.569
49	2:12.744	+6.220	17:43:31.313
50	2:09.010	+2.486	17:45:40.323
51	2:09.509	+2.985	17:47:49.832
52	2:07.707	+1.183	17:49:57.539
53	2:11.393	+4.869	17:52:08.932
54	2:08.442	+1.918	17:54:17.374
55	2:09.248	+2.724	17:56:26.622
56	2:09.724	+3.200	17:58:36.346
57	2:08.668	+2.144	18:00:45.014

Best Tm: 2:07.057

Lap	Lap Tm	Diff	Time of Day
(77) Liefvooghe/ Combs			
Jesse Combs			
1	2:17.632	+5.224	15:49:26.645
2	2:13.668	+1.260	15:51:40.313
3	2:13.513	+1.105	15:53:53.826
4	2:12.993	+0.585	15:56:06.819
5	2:13.090	+0.682	15:58:19.909
6	2:12.637	+0.229	16:00:32.546
7	2:13.527	+1.119	16:02:46.073
8	2:14.549	+2.141	16:05:00.622
9	2:14.890	+2.482	16:07:15.512
10	2:14.018	+1.610	16:09:29.530
11	2:13.658	+1.250	16:11:43.188
12	2:13.004	+0.596	16:13:56.192
13	2:14.167	+1.759	16:16:10.359
14	2:13.777	+1.369	16:18:24.136
15	2:13.568	+1.160	16:20:37.704
16	2:14.264	+1.856	16:22:51.968
17	2:14.125	+1.717	16:25:06.093
18	2:14.235	+1.827	16:27:20.328
19	2:17.718	+5.310	16:29:38.046
20	2:18.353	+5.945	16:31:56.399
21	2:23.003	+10.595	16:34:19.402
22	3:28.409	+1:16.001	16:37:47.811
23	2:17.038	+4.630	16:40:04.849
24	3:55.584	+1:43.176	16:44:00.433

Best Tm: 2:12.637

Gregory Liefvooghe

p25	5:15.120	+3:02.712	16:49:15.553
26	3:23.006	+1:10.598	16:52:38.559
27	3:42.596	+1:30.188	16:56:21.155
28	3:13.500	+1:01.092	16:59:34.655
29	2:16.508	+4.100	17:01:51.163
30	2:16.427	+4.019	17:04:07.590
31	2:14.546	+2.138	17:06:22.136
32	2:14.453	+2.045	17:08:36.589
33	2:14.024	+1.616	17:10:50.613
34	2:13.893	+1.485	17:13:04.506
35	2:14.837	+2.429	17:15:19.343
36	2:14.222	+1.814	17:17:33.565
37	2:16.224	+3.816	17:19:49.789
38	2:14.501	+2.093	17:22:04.290
39	2:14.298	+1.890	17:24:18.588
40	2:13.907	+1.499	17:26:32.495
41	2:13.875	+1.467	17:28:46.370
42	2:17.228	+4.820	17:31:03.598
43	2:13.884	+1.476	17:33:17.482
44	2:15.936	+3.528	17:35:33.418
45	2:13.863	+1.455	17:37:47.281
46	2:13.521	+1.113	17:40:00.802
47	2:14.832	+2.424	17:42:15.634
48	2:13.965	+1.557	17:44:29.599
49	2:12.950	+0.542	17:46:42.549
50	2:13.225	+0.817	17:48:55.774
51	2:12.408		17:51:08.182
52	2:14.498	+2.090	17:53:22.680
53	2:13.180	+0.772	17:55:35.860
54	2:14.069	+1.661	17:57:49.929

Lap	Lap Tm	Diff	Time of Day
Best Tm: 2:12.408			
(01) Baas/ Taylor			
Ian Baas			
1	2:10.273	+5.219	15:48:38.999
2	2:05.882	+0.828	15:50:44.881
3	2:05.887	+0.833	15:52:50.768
4	2:06.041	+0.987	15:54:56.809
5	2:05.813	+0.759	15:57:02.622
6	2:05.748	+0.694	15:59:08.370
7	2:06.541	+1.487	16:01:14.911
8	2:06.310	+1.256	16:03:21.221
9	2:07.004	+1.950	16:05:28.225
10	2:10.882	+5.828	16:07:39.107
11	2:06.320	+1.266	16:09:45.427
12	2:07.095	+2.041	16:11:52.522
13	2:06.743	+1.689	16:13:59.265
14	2:08.280	+3.226	16:16:07.545
15	2:06.382	+1.328	16:18:13.927
16	2:06.788	+1.734	16:20:20.715
17	2:07.517	+2.463	16:22:28.232
18	2:05.879	+0.825	16:24:34.111
19	2:07.049	+1.995	16:26:41.160
20	2:09.784	+4.730	16:28:50.944
21	2:33.782	+28.728	16:31:24.726
22	2:49.078	+44.024	16:34:13.804
23	3:25.612	+1:20.558	16:37:39.416
24	2:11.791	+6.737	16:39:51.207
25	4:01.365	+1:56.311	16:43:52.572
26	4:14.382	+2:09.328	16:48:06.954
27	4:01.402	+1:56.348	16:52:08.356

Best Tm: 2:05.748

p28	3:46.235	+1:41.181	16:55:54.591
Jordan Taylor			
29	3:49.202	+1:44.148	16:59:43.793
30	2:16.598	+11.544	17:02:00.391
31	2:08.892	+3.838	17:04:09.283
32	2:06.013	+0.959	17:06:15.296
33	2:05.913	+0.859	17:08:21.209
34	2:05.574	+0.520	17:10:26.783
35	2:05.054		17:12:31.837
36	2:05.681	+0.627	17:14:37.518
37	2:06.153	+1.099	17:16:43.671
38	2:05.685	+0.631	17:18:49.356
39	2:06.719	+1.665	17:20:56.075
40	2:05.821	+0.767	17:23:01.896
41	2:05.457	+0.403	17:25:07.353
42	2:06.447	+1.393	17:27:13.800
43	2:06.050	+0.996	17:29:19.850
44	2:06.304	+1.250	17:31:26.154
45	2:05.933	+0.879	17:33:32.087
46	2:13.655	+8.601	17:35:45.742

Best Tm: 2:05.054

(66) Riley/ Riley			
Lap	Lap Tm	Diff	Time of Day
AJ Riley			
1	2:23.432	+11.515	15:49:36.522

Timing & Scoring

Orbits 4

Race Director

www.amb-it.com

www.mylaps.com

Licensed to: Grand American Road Racing



PROVISIONAL

Virginia Int'l Raceway

CTSCC

Virginia International Raceway 3.270 Miles

Grand-Am CTSCC Race

4/24/2010 03:30 PM

Race (2:30:00 Time) started at 15:46:27

Lap	Lap Tm	Diff	Time of Day
2	2:15.974	+4.057	15:51:52.496
3	2:14.825	+2.908	15:54:07.321
4	2:14.369	+2.452	15:56:21.690
5	2:13.477	+1.560	15:58:35.167
6	2:13.528	+1.611	16:00:48.695
7	2:13.172	+1.255	16:03:01.867
8	2:14.650	+2.733	16:05:16.517
9	2:14.669	+2.752	16:07:31.186
10	2:16.103	+4.186	16:09:47.289
11	2:14.356	+2.439	16:12:01.645
12	2:12.473	+0.556	16:14:14.118
13	2:12.462	+0.545	16:16:26.580
14	2:31.695	+19.778	16:18:58.275

Best Tm: 2:12.462

Jameson Riley

p15	5:11.479	+2:59.562	16:24:09.754
16	2:20.641	+8.724	16:26:30.395
17	2:15.381	+3.464	16:28:45.776
18	2:26.456	+14.539	16:31:12.232
19	2:32.067	+20.150	16:33:44.299
20	2:15.325	+3.408	16:35:59.624
21	2:16.230	+4.313	16:38:15.854
22	2:16.318	+4.401	16:40:32.172
23	3:50.831	+1:38.914	16:44:23.003
24	4:11.782	+1:59.865	16:48:34.785
25	3:56.099	+1:44.182	16:52:30.884
26	3:41.271	+1:29.354	16:56:12.155
27	3:18.868	+1:06.951	16:59:31.023
28	2:15.252	+3.335	17:01:46.275
29	2:13.060	+1.143	17:03:59.335
30	2:14.038	+2.121	17:06:13.373
31	2:13.478	+1.561	17:08:26.851
32	2:14.425	+2.508	17:10:41.276
33	2:12.764	+0.847	17:12:54.040
34	2:11.917		17:15:05.957
35	2:13.126	+1.209	17:17:19.083
36	2:13.118	+1.201	17:19:32.201
37	2:12.983	+1.066	17:21:45.184
38	2:12.823	+0.906	17:23:58.007
39	2:13.503	+1.586	17:26:11.510
40	2:11.959	+0.042	17:28:23.469
41	2:12.754	+0.837	17:30:36.223
42	2:13.335	+1.418	17:32:49.558
p43	4:52.577	+2:40.660	17:37:42.135
44	2:20.069	+8.152	17:40:02.204
45	2:13.596	+1.679	17:42:15.800
46	2:13.200	+1.283	17:44:29.000

Best Tm: 2:11.917

(26) O'Doski/ Carbonell/ Pombo

Mark Pombo

1	2:14.092	+2.856	15:49:22.044
2	2:11.643	+0.407	15:51:33.687
3	2:12.259	+1.023	15:53:45.946
4	2:11.901	+0.665	15:55:57.847
5	2:11.735	+0.499	15:58:09.582
6	2:11.737	+0.501	16:00:21.319
7	2:11.622	+0.386	16:02:32.941
8	2:12.974	+1.738	16:04:45.915

9	2:12.443	+1.207	16:06:58.358
10	2:12.082	+0.846	16:09:10.440
11	2:13.024	+1.788	16:11:23.464
12	2:12.612	+1.376	16:13:36.076
13	2:12.244	+1.008	16:15:48.320
14	2:13.422	+2.186	16:18:01.742
15	2:13.542	+2.306	16:20:15.284
16	2:14.287	+3.051	16:22:29.571
17	2:14.108	+2.872	16:24:43.679
18	2:13.722	+2.486	16:26:57.401
19	2:16.925	+5.689	16:29:14.326
20	2:19.099	+7.863	16:31:33.425
21	2:42.503	+31.267	16:34:15.928
22	3:30.112	+1:18.876	16:37:46.040
23	2:16.376	+5.140	16:40:02.416
24	3:56.390	+1:45.154	16:43:58.806

Best Tm: 2:11.622

Andrew Carbonell

p25	5:07.026	+2:55.790	16:49:05.832
26	3:31.416	+1:20.180	16:52:37.248
27	3:41.765	+1:30.529	16:56:19.013
28	3:15.385	+1:04.149	16:59:34.398
29	2:15.221	+3.985	17:01:49.619
30	2:14.928	+3.692	17:04:04.547
31	2:11.236		17:06:15.783
32	2:11.419	+0.183	17:08:27.202
33	2:12.430	+1.194	17:10:39.632
34	2:11.682	+0.446	17:12:51.314
35	2:11.480	+0.244	17:15:02.794
36	2:18.709	+7.473	17:17:21.503
37	2:11.540	+0.304	17:19:33.043
38	2:11.521	+0.285	17:21:44.564
39	2:11.777	+0.541	17:23:56.341
40	2:12.434	+1.198	17:26:08.775
41	2:11.655	+0.419	17:28:20.430
42	2:11.977	+0.741	17:30:32.407
43	2:11.939	+0.703	17:32:44.346
44	2:11.808	+0.572	17:34:56.154
45	2:12.156	+0.920	17:37:08.310

Best Tm: 2:11.236

(62) Atterbury/ Cates

Devin Cates

1	2:14.480	+8.693	15:48:44.608
2	2:06.339	+0.552	15:50:50.947
3	2:06.870	+1.083	15:52:57.817
4	2:07.145	+1.358	15:55:04.962
5	2:06.950	+1.163	15:57:11.912
6	2:07.054	+1.267	15:59:18.966
7	2:06.633	+0.846	16:01:25.599
8	2:58.074	+52.287	16:04:23.673
9	2:09.857	+4.070	16:06:33.530
10	2:08.946	+3.159	16:08:42.476
11	2:07.443	+1.656	16:10:49.919
12	2:08.756	+2.969	16:12:58.675
13	2:09.359	+3.572	16:15:08.034
14	2:08.700	+2.913	16:17:16.734
15	2:08.495	+2.708	16:19:25.229
16	2:08.284	+2.497	16:21:33.513

17	2:08.010	+2.223	16:23:41.523
18	2:07.628	+1.841	16:25:49.151
19	2:11.250	+5.463	16:28:00.401
20	2:11.862	+6.075	16:30:12.263
21	2:17.386	+11.599	16:32:29.649
22	2:20.994	+15.207	16:34:50.643
p23	2:58.658	+52.871	16:37:49.301

Best Tm: 2:06.339

Joey Atterbury

24	3:33.749	+1:27.962	16:41:23.050
25	3:08.692	+1:02.905	16:44:31.742
26	4:10.176	+2:04.389	16:48:41.918
27	3:41.231	+1:35.444	16:52:23.149
28	3:40.313	+1:34.526	16:56:03.462
29	3:23.952	+1:18.165	16:59:27.414
30	2:08.683	+2.896	17:01:36.097
31	2:05.881	+0.094	17:03:41.978
32	2:06.485	+0.698	17:05:48.463
33	2:05.787		17:07:54.250
34	2:06.803	+1.016	17:10:01.053
35	2:06.138	+0.351	17:12:07.191
36	2:07.112	+1.325	17:14:14.303
37	2:07.830	+2.043	17:16:22.133
38	2:09.513	+3.726	17:18:31.646
p39	2:22.956	+17.169	17:20:54.602

Best Tm: 2:05.787

(86) Prey / Sigal

Gene Sigal

1	2:21.137	+7.721	15:49:31.886
2	2:16.325	+2.909	15:51:48.211
3	2:15.083	+1.667	15:54:03.294
4	2:14.978	+1.562	15:56:18.272
5	2:14.375	+0.959	15:58:32.647
6	2:14.127	+0.711	16:00:46.774
7	2:14.140	+0.724	16:03:00.914
8	2:15.267	+1.851	16:05:16.181
9	2:16.478	+3.062	16:07:32.659
10	2:15.528	+2.112	16:09:48.187
11	2:14.815	+1.399	16:12:03.002
12	2:16.171	+2.755	16:14:19.173
13	2:14.954	+1.538	16:16:34.127
14	2:15.203	+1.787	16:18:49.330
15	2:15.321	+1.905	16:21:04.651
16	2:17.686	+4.270	16:23:22.337
17	2:15.935	+2.519	16:25:38.272
18	2:15.502	+2.086	16:27:53.774
19	2:16.423	+3.007	16:30:10.197
20	2:17.718	+4.302	16:32:27.915

Best Tm: 2:14.127

Chris Prey

p21	3:32.588	+1:19.172	16:36:00.503
22	2:25.589	+12.173	16:38:26.092
23	2:16.586	+3.170	16:40:42.678
24	3:41.531	+1:28.115	16:44:24.209
25	4:11.237	+1:57.821	16:48:35.446
26	3:56.001	+1:42.585	16:52:31.447
27	3:41.709	+1:28.293	16:56:13.156

Timing & Scoring

Race Director

Orbits 4

www.amb-it.com

www.mylaps.com

Licensed to: Grand American Road Racing



PROVISIONAL

Virginia Int'l Raceway


CTSCC

Virginia International Raceway 3.270 Miles

Grand-Am CTSCC Race

4/24/2010 03:30 PM

Race (2:30:00 Time) started at 15:46:27



Lap	Lap Tm	Diff	Time of Day
28	3:17.986	+1:04.570	16:59:31.142
29	2:21.469	+8.053	17:01:52.611
30	2:18.374	+4.958	17:04:10.985
31	2:16.259	+2.843	17:06:27.244
32	2:13.647	+0.231	17:08:40.891
33	2:13.416		17:10:54.307
34	2:13.748	+0.332	17:13:08.055
35	2:14.182	+0.766	17:15:22.237
36	2:15.046	+1.630	17:17:37.283
37	2:14.184	+0.768	17:19:51.467
38	2:14.393	+0.977	17:22:05.860
p39	11:05.640	+8:52.224	17:33:11.500
Best Tm: 2:13.416			

(36) Olson/ Brown

Laura Olson			
1	2:23.567	+9.214	15:49:36.326
2	2:17.021	+2.668	15:51:53.347
3	2:14.778	+0.425	15:54:08.125
4	2:15.984	+1.631	15:56:24.109
5	2:15.724	+1.371	15:58:39.833
6	2:15.232	+0.879	16:00:55.065
7	2:15.506	+1.153	16:03:10.571
8	2:16.542	+2.189	16:05:27.113
9	2:18.229	+3.876	16:07:45.342
10	2:18.156	+3.803	16:10:03.498
11	2:15.977	+1.624	16:12:19.475
12	2:14.782	+0.429	16:14:34.257
13	2:17.436	+3.083	16:16:51.693
14	2:14.353		16:19:06.046
15	2:15.271	+0.918	16:21:21.317
16	2:15.359	+1.006	16:23:36.676
17	2:15.053	+0.700	16:25:51.729
18	2:16.958	+2.605	16:28:08.687
19	2:19.767	+5.414	16:30:28.454
20	2:18.851	+4.498	16:32:47.305
Best Tm: 2:14.353			

Chris Brown			
p21	3:36.569	+1:22.216	16:36:23.874
22	2:24.867	+10.514	16:38:48.741
23	2:26.644	+12.291	16:41:15.385
24	3:13.001	+58.648	16:44:28.386
25	4:11.379	+1:57.026	16:48:39.765
26	3:52.937	+1:38.584	16:52:32.702
27	3:41.374	+1:27.021	16:56:14.076
28	3:18.735	+1:04.382	16:59:32.811
29	2:16.395	+2.042	17:01:49.206
30	2:20.648	+6.295	17:04:09.854
31	2:19.037	+4.684	17:06:28.891
32	2:15.053	+0.700	17:08:43.944
33	2:15.389	+1.036	17:10:59.333
34	2:15.909	+1.556	17:13:15.242
p35	4:55.134	+2:40.781	17:18:10.376
Best Tm: 2:15.053			

(50) Lewis/ Corthell

Shane Lewis			
1	2:20.255	+7.407	15:49:30.368

Lap	Lap Tm	Diff	Time of Day
2	2:14.231	+1.383	15:51:44.599
3	2:13.986	+1.138	15:53:58.585
4	2:13.111	+0.263	15:56:11.696
5	2:16.562	+3.714	15:58:28.258
6	2:12.848		16:00:41.106
7	2:13.491	+0.643	16:02:54.597
8	2:13.855	+1.007	16:05:08.452
9	2:14.038	+1.190	16:07:22.490
10	2:13.849	+1.001	16:09:36.339
p11	3:45.081	+1:32.233	16:13:21.420
12	4:39.923	+2:27.075	16:18:01.343
p13	2:39.185	+26.337	16:20:40.528
14	5:05.451	+2:52.603	16:25:45.979
15	2:16.961	+4.113	16:28:02.940
16	2:17.225	+4.377	16:30:20.165
17	2:17.390	+4.542	16:32:37.555
p18	2:32.760	+19.912	16:35:10.315
Best Tm: 2:12.848			

Jack Corthell			
19	3:58.435	+1:45.587	16:39:08.750
20	2:31.571	+18.723	16:41:40.321
21	2:53.080	+40.232	16:44:33.401
22	4:09.492	+1:56.644	16:48:42.893
23	3:51.561	+1:38.713	16:52:34.454
24	3:41.574	+1:28.726	16:56:16.028
25	3:17.922	+1:05.074	16:59:33.950
26	2:27.658	+14.810	17:02:01.608
27	2:24.162	+11.314	17:04:25.770
28	2:22.918	+10.070	17:06:48.688
29	2:23.217	+10.369	17:09:11.905
30	2:21.168	+8.320	17:11:33.073
31	2:21.580	+8.732	17:13:54.653
32	2:28.254	+15.406	17:16:22.907
Best Tm: 2:21.168			

(196) Zacharias/ Trinkler/ Smalley

BJ Zacharias			
1	2:13.091	+1.753	15:49:20.805
2	2:12.260	+0.922	15:51:33.065
3	2:11.338		15:53:44.403
4	2:11.715	+0.377	15:55:56.118
5	2:12.028	+0.690	15:58:08.146
6	2:11.483	+0.145	16:00:19.629
7	2:12.051	+0.713	16:02:31.680
8	2:13.101	+1.763	16:04:44.781
9	2:14.224	+2.886	16:06:59.005
10	2:15.574	+4.236	16:09:14.579
11	2:17.858	+6.520	16:11:32.437
12	2:19.736	+8.398	16:13:52.173
p13	4:37.943	+2:26.605	16:18:30.116
14	2:20.278	+8.940	16:20:50.394
15	2:11.778	+0.440	16:23:02.172
16	2:12.711	+1.373	16:25:14.883
17	2:20.770	+9.432	16:27:35.653
18	2:22.369	+11.031	16:29:58.022
19	2:20.967	+9.629	16:32:18.989
Best Tm: 2:11.338			

Owen Trinkler

Lap	Lap Tm	Diff	Time of Day
p20	9:30.376	+7:19.038	16:41:49.365
21	2:47.654	+36.316	16:44:37.019
p22	5:11.097	+2:59.759	16:49:48.116
23	2:58.982	+47.644	16:52:47.098
24	3:42.031	+1:30.693	16:56:29.129
25	3:07.252	+55.914	16:59:36.381
26	2:22.891	+11.553	17:01:59.272
27	2:14.061	+2.723	17:04:13.333
28	2:16.121	+4.783	17:06:29.454
29	2:14.150	+2.812	17:08:43.604
30	2:15.125	+3.787	17:10:58.729
31	2:18.847	+7.509	17:13:17.576
Best Tm: 2:14.061			

(27) Foss/ Pobst

Eric Foss			
1	2:14.033	+2.339	15:49:21.916
2	2:12.904	+1.210	15:51:34.820
3	2:13.956	+2.262	15:53:48.776
4	2:14.151	+2.457	15:56:02.927
5	2:13.572	+1.878	15:58:16.499
6	2:14.651	+2.957	16:00:31.150
7	2:14.081	+2.387	16:02:45.231
8	2:14.288	+2.594	16:04:59.519
9	2:15.630	+3.936	16:07:15.149
10	2:15.114	+3.420	16:09:30.263
11	2:14.791	+3.097	16:11:45.054
12	2:14.211	+2.517	16:13:59.265
13	2:14.759	+3.065	16:16:14.024
14	2:14.542	+2.848	16:18:28.566
p15	3:03.627	+51.933	16:21:32.193
16	2:20.238	+8.544	16:23:52.431
17	2:14.648	+2.954	16:26:07.079
18	2:15.310	+3.616	16:28:22.389
19	2:15.824	+4.130	16:30:38.213
20	2:16.497	+4.803	16:32:54.710
21	2:18.721	+7.027	16:35:13.431
22	2:43.788	+32.094	16:37:57.219
23	2:23.744	+12.050	16:40:20.963
24	3:57.209	+1:45.515	16:44:18.172
25	4:10.006	+1:58.312	16:48:28.178
26	4:01.227	+1:49.533	16:52:29.405
27	3:41.371	+1:29.677	16:56:10.776
28	3:19.077	+1:07.383	16:59:29.853
29	2:12.609	+0.915	17:01:42.462
30	2:11.694		17:03:54.156
Best Tm: 2:11.694			

(35) Spaude/ Aquilante

Bret Spaude			
1	2:10.818	+4.869	15:48:40.020
2	2:06.416	+0.467	15:50:46.436
3	2:06.884	+0.935	15:52:53.320
4	2:06.371	+0.422	15:54:59.691
5	2:06.506	+0.557	15:57:06.197
6	2:06.568	+0.619	15:59:12.765
7	2:07.503	+1.554	16:01:20.268
8	2:07.576	+1.627	16:03:27.844
9	2:06.470	+0.521	16:05:34.314

Timing & Scoring

Race Director

Orbits 4

www.amb-it.com

www.mylaps.com

Licensed to: Grand American Road Racing



PROVISIONAL

Virginia Int'l Raceway

CTSCC

Virginia International Raceway 3.270 Miles

Grand-Am CTSCC Race

4/24/2010 03:30 PM

Race (2:30:00 Time) started at 15:46:27

Lap	Lap Tm	Diff	Time of Day
10	2:09.216	+3.267	16:07:43.530
11	2:07.963	+2.014	16:09:51.493
12	2:09.819	+3.870	16:12:01.312
13	2:07.054	+1.105	16:14:08.366
14	2:07.376	+1.427	16:16:15.742
15	2:07.965	+2.016	16:18:23.707
16	2:06.771	+0.822	16:20:30.478
17	2:07.569	+1.620	16:22:38.047
18	2:07.997	+2.048	16:24:46.044
19	2:07.541	+1.592	16:26:53.585
20	2:12.521	+6.572	16:29:06.106
p21	2:31.158	+25.209	16:31:37.264
Best Tm: 2:06.371			

Andrew Aquilante

22	3:27.488	+1:21.539	16:35:04.752
23	2:47.405	+41.456	16:37:52.157
p24	2:32.088	+26.139	16:40:24.245
p25	24:09.635	+22:03.686	17:04:33.880
26	2:14.426	+8.477	17:06:48.306
27	2:06.768	+0.819	17:08:55.074
28	2:07.452	+1.503	17:11:02.526
29	2:05.949		17:13:08.475
Best Tm: 2:05.949			

(51) Buras/ Wilson

Todd Buras

1	2:15.866	+3.855	15:49:24.327
2	2:12.649	+0.638	15:51:36.976
3	2:12.919	+0.908	15:53:49.895
4	2:12.498	+0.487	15:56:02.393
5	2:12.401	+0.390	15:58:14.794
6	2:12.307	+0.296	16:00:27.101
7	2:12.481	+0.470	16:02:39.582
8	2:12.477	+0.466	16:04:52.059
9	2:12.194	+0.183	16:07:04.253
10	2:12.011		16:09:16.264
11	2:13.834	+1.823	16:11:30.098
12	2:12.470	+0.459	16:13:42.568
13	2:12.079	+0.068	16:15:54.647
14	2:13.835	+1.824	16:18:08.482
15	2:13.753	+1.742	16:20:22.235
16	2:12.106	+0.095	16:22:34.341
17	2:12.949	+0.938	16:24:47.290
18	2:13.991	+1.980	16:27:01.281
19	2:16.404	+4.393	16:29:17.685
20	2:17.996	+5.985	16:31:35.681
21	2:41.436	+29.425	16:34:17.117
22	3:29.038	+1:17.027	16:37:46.155
Best Tm: 2:12.011			

(25) Whittis/ Long

Derek Whittis

1	2:14.370	+2.364	15:49:22.879
2	2:12.923	+0.917	15:51:35.802
3	2:12.257	+0.251	15:53:48.059
4	2:12.146	+0.140	15:56:00.205
5	2:12.671	+0.665	15:58:12.876
6	2:12.621	+0.615	16:00:25.497

Lap	Lap Tm	Diff	Time of Day
7	2:13.402	+1.396	16:02:38.899
8	2:12.328	+0.322	16:04:51.227
9	2:13.131	+1.125	16:07:04.358
10	2:12.088	+0.082	16:09:16.446
11	2:14.507	+2.501	16:11:30.953
12	2:12.006		16:13:42.959
13	2:12.665	+0.659	16:15:55.624
14	2:13.569	+1.563	16:18:09.193
15	2:13.381	+1.375	16:20:22.574
16	2:12.119	+0.113	16:22:34.693
17	2:12.739	+0.733	16:24:47.432
18	2:13.955	+1.949	16:27:01.387
19	2:17.790	+5.784	16:29:19.177
20	2:17.053	+5.047	16:31:36.230
21	2:41.493	+29.487	16:34:17.723
22	3:29.268	+1:17.262	16:37:46.991
Best Tm: 2:12.006			

(32) Hacquard/ Kleinubing

Taylor Hacquard

1	2:16.577	+4.316	15:49:25.326
2	2:12.922	+0.661	15:51:38.248
3	2:15.737	+3.476	15:53:53.985
4	2:14.152	+1.891	15:56:08.137
5	2:13.421	+1.160	15:58:21.558
6	2:12.517	+0.256	16:00:34.075
7	2:12.718	+0.457	16:02:46.793
8	2:14.605	+2.344	16:05:01.398
9	2:14.306	+2.045	16:07:15.704
10	2:14.017	+1.756	16:09:29.721
11	2:14.515	+2.254	16:11:44.236
12	2:12.261		16:13:56.497
13	2:16.100	+3.839	16:16:12.597
14	2:12.426	+0.165	16:18:25.023
15	2:12.414	+0.153	16:20:37.437
16	2:12.677	+0.416	16:22:50.114
17	2:13.695	+1.434	16:25:03.809
18	2:13.467	+1.206	16:27:17.276
19	2:20.189	+7.928	16:29:37.465
20	2:18.351	+6.090	16:31:55.816
21	2:22.915	+10.654	16:34:18.731
22	3:28.669	+1:16.408	16:37:47.400
Best Tm: 2:12.261			

(91) Aranha/ Hooks

Jason Aranha

1	2:19.256	+6.255	15:49:29.195
2	2:14.798	+1.797	15:51:43.993
3	2:14.039	+1.038	15:53:58.032
4	2:13.001		15:56:11.033
5	2:13.045	+0.044	15:58:24.078
6	2:13.903	+0.902	16:00:37.981
7	2:14.211	+1.210	16:02:52.192
8	2:16.519	+3.518	16:05:08.711
9	2:15.257	+2.256	16:07:23.968
10	2:13.684	+0.683	16:09:37.652
11	2:17.443	+4.442	16:11:55.095
12	2:14.765	+1.764	16:14:09.860
13	2:13.442	+0.441	16:16:23.302

Lap	Lap Tm	Diff	Time of Day
14	2:18.232	+5.231	16:18:41.534
15	2:13.636	+0.635	16:20:55.170
16	2:14.552	+1.551	16:23:09.722
17	2:17.636	+4.635	16:25:27.358
18	2:14.451	+1.450	16:27:41.809
19	2:19.747	+6.746	16:30:01.556
20	2:18.654	+5.653	16:32:20.210
21	2:25.849	+12.848	16:34:46.059
22	3:02.780	+49.779	16:37:48.839
Best Tm: 2:13.001			

(96) Auberlen / Dalla Lana

Paul Dalla Lana

1	2:15.199	+8.425	15:48:47.046
p2	4:37.701	+2:30.927	15:53:24.747
3	2:15.196	+8.422	15:55:39.943
4	2:07.947	+1.173	15:57:47.890
5	2:08.283	+1.509	15:59:56.173
6	2:06.774		16:02:02.947
7	2:06.987	+0.213	16:04:09.934
8	2:29.030	+22.256	16:06:38.964
9	2:07.637	+0.863	16:08:46.601
10	2:09.234	+2.460	16:10:55.835
11	2:08.640	+1.866	16:13:04.475
12	2:07.660	+0.886	16:15:12.135
13	2:08.667	+1.893	16:17:20.802
14	2:08.292	+1.518	16:19:29.094
15	2:10.011	+3.237	16:21:39.105
16	2:08.157	+1.383	16:23:47.262
17	2:36.884	+30.110	16:26:24.146
18	2:13.437	+6.663	16:28:37.583
19	2:17.340	+10.566	16:30:54.923
Best Tm: 2:06.774			

(79) Prusinski/ Hall

Chris Hall

1	2:08.595	+4.110	15:48:36.718
2	2:04.485		15:50:41.203
3	2:04.602	+0.117	15:52:45.805
4	2:04.756	+0.271	15:54:50.561
5	2:05.346	+0.861	15:56:55.907
6	2:05.211	+0.726	15:59:01.118
Best Tm: 2:04.485			

Chris Prusinski

p7	12:57.549	+10:53.064	16:11:58.667
p8	2:33.796	+29.311	16:14:32.463
9	2:17.555	+13.070	16:16:50.018
10	2:12.772	+8.287	16:19:02.790
11	2:14.320	+9.835	16:21:17.110
12	2:11.987	+7.502	16:23:29.097
13	2:10.988	+6.503	16:25:40.085
14	2:11.676	+7.191	16:27:51.761
15	2:16.698	+12.213	16:30:08.459
16	2:17.679	+13.194	16:32:26.138
17	2:22.195	+17.710	16:34:48.333
18	2:53.445	+48.960	16:37:41.778
Best Tm: 2:10.988			

Timing & Scoring

Race Director

Orbits 4

www.amb-it.com

www.mylaps.com

Licensed to: Grand American Road Racing

