



PROVISIONAL

Mazda Raceway Laguna Seca

Koni

Mazda Raceway Laguna Seca 2.238 Miles

Grand-Am Koni Race

5/16/2009 03:00 PM

Race (2:30:00 Time) started at 15:09:04

Lap	Lap Tm	Diff	Time of Day
(59) Martin/ Wilden			
Dean Martin			
1	1:40.167	+2.579	15:10:44.579
2	1:38.132	+0.544	15:12:22.711
3	1:40.125	+2.537	15:14:02.836
4	1:38.353	+0.765	15:15:41.189
5	1:38.506	+0.918	15:17:19.695
6	1:38.580	+0.992	15:18:58.275
7	1:38.451	+0.863	15:20:36.726
8	1:38.419	+0.831	15:22:15.145
9	1:39.602	+2.014	15:23:54.747
10	1:38.877	+1.289	15:25:33.624
11	1:38.686	+1.098	15:27:12.310
12	1:38.996	+1.408	15:28:51.306
13	1:39.657	+2.069	15:30:30.963
14	1:38.846	+1.258	15:32:09.809
15	1:40.978	+3.390	15:33:50.787
16	2:32.089	+54.501	15:36:22.876
17	2:45.321	+1:07.733	15:39:08.197
18	2:38.859	+1:01.271	15:41:47.056
19	1:39.733	+2.145	15:43:26.789
20	1:38.459	+0.871	15:45:05.248
21	1:38.516	+0.928	15:46:43.764
22	1:38.808	+1.220	15:48:22.572
23	1:38.316	+0.728	15:50:00.888
24	1:38.817	+1.229	15:51:39.705
25	1:38.974	+1.386	15:53:18.679
26	1:38.829	+1.241	15:54:57.508
27	1:38.378	+0.790	15:56:35.886
28	1:39.603	+2.015	15:58:15.489
29	2:53.847	+1:16.259	16:01:09.336
30	3:02.534	+1:24.946	16:04:11.870
31	2:48.216	+1:10.628	16:07:00.086
32	2:34.433	+56.845	16:09:34.519
33	1:39.391	+1.803	16:11:13.910
34	1:38.406	+0.818	16:12:52.316
35	1:38.393	+0.805	16:14:30.709
36	1:38.538	+0.950	16:16:09.247
37	1:38.694	+1.106	16:17:47.941
38	1:38.300	+0.712	16:19:26.241
39	1:39.080	+1.492	16:21:05.321
40	1:38.591	+1.003	16:22:43.912
41	1:38.753	+1.165	16:24:22.665
Best Tm: 1:38.132			
Ken Wilden			
p42	3:47.365	+2:09.777	16:28:10.030
43	2:38.596	+1:01.008	16:30:48.626
44	2:27.312	+49.724	16:33:15.938
45	1:39.428	+1.840	16:34:55.366
46	1:41.995	+4.407	16:36:37.361
47	2:52.268	+1:14.680	16:39:29.629
48	2:52.483	+1:14.895	16:42:22.112
49	2:47.723	+1:10.135	16:45:09.835
50	2:20.177	+42.589	16:47:30.012
51	1:39.959	+2.371	16:49:09.971
52	1:38.301	+0.713	16:50:48.272
53	1:38.712	+1.124	16:52:26.984
54	1:39.107	+1.519	16:54:06.091
55	1:50.759	+13.171	16:55:56.850

Lap	Lap Tm	Diff	Time of Day
56	2:54.643	+1:17.055	16:58:51.493
57	2:52.672	+1:15.084	17:01:44.165
58	2:20.279	+42.691	17:04:04.444
59	1:39.062	+1.474	17:05:43.506
60	1:37.588		17:07:21.094
61	1:38.016	+0.428	17:08:59.110
62	1:38.995	+1.407	17:10:38.105
63	1:37.954	+0.366	17:12:16.059
64	1:38.569	+0.981	17:13:54.628
65	1:39.258	+1.670	17:15:33.886
66	1:40.396	+2.808	17:17:14.282
67	2:53.184	+1:15.596	17:20:07.466
68	2:18.834	+41.246	17:22:26.300
69	1:38.175	+0.587	17:24:04.475
70	1:37.847	+0.259	17:25:42.322
71	1:37.888	+0.300	17:27:20.210
72	1:37.920	+0.332	17:28:58.130
73	1:37.770	+0.182	17:30:35.900
74	1:38.389	+0.801	17:32:14.289
75	1:37.675	+0.087	17:33:51.964
76	1:37.819	+0.231	17:35:29.783
77	1:38.210	+0.622	17:37:07.993
78	1:38.080	+0.492	17:38:46.073
79	1:39.120	+1.532	17:40:25.193
Best Tm: 1:37.588			
(32) Bocchino/ Lamb/ Jonsson			
Glenn Bocchino			
1	1:42.401	+4.409	15:10:47.723
2	1:39.568	+1.576	15:12:27.291
3	1:39.675	+1.683	15:14:06.966
4	1:39.065	+1.073	15:15:46.031
5	1:38.937	+0.945	15:17:24.968
6	1:38.962	+0.970	15:19:03.930
7	1:39.343	+1.351	15:20:43.273
8	1:39.738	+1.746	15:22:23.011
9	1:39.335	+1.343	15:24:02.346
10	1:40.585	+2.593	15:25:42.931
11	1:39.786	+1.794	15:27:22.717
12	1:40.160	+2.168	15:29:02.877
13	1:40.009	+2.017	15:30:42.886
14	1:39.233	+1.241	15:32:22.119
15	1:41.422	+3.430	15:34:03.541
16	2:21.920	+43.928	15:36:25.461
17	2:45.591	+1:07.599	15:39:11.052
18	2:37.031	+59.039	15:41:48.083
19	1:42.230	+4.238	15:43:30.313
20	1:39.412	+1.420	15:45:09.725
21	1:39.235	+1.243	15:46:48.960
22	1:39.020	+1.028	15:48:27.980
23	1:38.814	+0.822	15:50:06.794
24	1:39.084	+1.092	15:51:45.878
25	1:39.159	+1.167	15:53:25.037
26	1:39.338	+1.346	15:55:04.375
27	1:39.384	+1.392	15:56:43.759
28	1:39.802	+1.810	15:58:23.561
Best Tm: 1:38.814			
Todd Lamb			
p29	3:50.016	+2:12.024	16:02:13.577

Lap	Lap Tm	Diff	Time of Day
30	2:15.703	+37.711	16:04:29.280
31	2:46.505	+1:08.513	16:07:15.785
32	2:25.506	+47.514	16:09:41.291
33	1:41.529	+3.537	16:11:22.820
34	1:40.009	+2.017	16:13:02.829
35	1:40.153	+2.161	16:14:42.982
36	1:38.718	+0.726	16:16:21.700
37	1:39.453	+1.461	16:18:01.153
38	1:38.678	+0.686	16:19:39.831
39	1:39.248	+1.256	16:21:19.079
40	1:39.171	+1.179	16:22:58.250
41	1:42.059	+4.067	16:24:40.309
42	2:49.852	+1:11.860	16:27:30.161
43	2:59.796	+1:21.804	16:30:29.957
44	2:36.880	+58.888	16:33:06.837
45	1:39.283	+1.291	16:34:46.120
46	1:41.414	+3.422	16:36:27.534
47	2:57.001	+1:19.009	16:39:24.535
48	2:52.527	+1:14.535	16:42:17.062
49	2:46.520	+1:08.528	16:45:03.582
50	2:23.554	+45.562	16:47:27.136
51	1:39.318	+1.326	16:49:06.454
52	1:38.850	+0.858	16:50:45.304
53	1:38.712	+0.720	16:52:24.016
54	1:38.751	+0.759	16:54:02.767
55	1:50.752	+12.760	16:55:53.519
56	2:55.018	+1:17.026	16:58:48.537
57	2:52.249	+1:14.257	17:01:40.786
58	2:21.708	+43.716	17:04:02.494
59	1:38.589	+0.597	17:05:41.083
60	1:38.314	+0.322	17:07:19.397
61	1:39.037	+1.045	17:08:58.434
62	1:38.166	+0.174	17:10:36.600
63	1:38.067	+0.075	17:12:14.667
64	1:38.548	+0.556	17:13:53.215
65	1:38.257	+0.265	17:15:31.472
66	1:41.849	+3.857	17:17:13.321
67	2:53.557	+1:15.565	17:20:06.878
68	2:19.273	+41.1281	17:22:26.151
69	1:39.103	+1.111	17:24:05.254
70	1:38.266	+0.274	17:25:43.520
71	1:38.421	+0.429	17:27:21.941
72	1:37.992		17:28:59.933
73	1:38.017	+0.025	17:30:37.950
74	1:38.122	+0.130	17:32:16.072
75	1:38.176	+0.184	17:33:54.248
76	1:38.425	+0.433	17:35:32.673
77	1:38.364	+0.372	17:37:11.037
78	1:38.991	+0.999	17:38:50.028
79	1:38.761	+0.769	17:40:28.789
Best Tm: 1:37.992			
(39) Pumpelly/ Ende			
Duncan Ende			
1	1:40.451	+2.579	15:10:45.136
2	1:38.615	+0.743	15:12:23.751
3	1:39.511	+1.639	15:14:03.262
4	1:38.567	+0.695	15:15:41.829
5	1:38.292	+0.420	15:17:20.121
6	1:39.027	+1.155	15:18:59.148

Timing & Scoring

Race Director

Orbits 4

www.amb-it.com

www.mylaps.com

Licensed to: Grand American Road Racing



PROVISIONAL

Mazda Raceway Laguna Seca

Koni

Mazda Raceway Laguna Seca 2.238 Miles

Grand-Am Koni Race

5/16/2009 03:00 PM

Race (2:30:00 Time) started at 15:09:04

Lap	Lap Tm	Diff	Time of Day
7	1:38.615	+0.743	15:20:37.763
8	1:40.818	+2.946	15:22:18.581
9	1:41.871	+3.999	15:24:00.452
10	1:41.727	+3.855	15:25:42.179
11	1:40.293	+2.421	15:27:22.472
12	1:41.354	+3.482	15:29:03.826
13	1:41.222	+3.350	15:30:45.048
14	1:40.066	+2.194	15:32:25.114
15	1:43.266	+5.394	15:34:08.380
p16	2:44.289	+1:06.417	15:36:52.669
17	2:27.782	+49.910	15:39:20.451
p18	2:42.003	+1:04.131	15:42:02.454
19	1:44.419	+6.547	15:43:46.873
20	1:41.104	+3.232	15:45:27.977
21	1:41.020	+3.148	15:47:08.997
22	1:42.224	+4.352	15:48:51.221
23	1:40.131	+2.259	15:50:31.352
24	1:40.345	+2.473	15:52:11.697
25	1:40.557	+2.685	15:53:52.254
26	1:40.095	+2.223	15:55:32.349
27	1:40.844	+2.972	15:57:13.193
28	1:46.409	+8.537	15:58:59.602
p29	2:20.451	+42.579	16:01:20.053
Best Tm: 1:38.292			
Spencer Pumpelly			
30	3:48.307	+2:10.435	16:05:08.360
31	2:10.671	+32.799	16:07:19.031
32	2:24.196	+46.324	16:09:43.227
33	1:42.561	+4.689	16:11:25.788
34	1:41.826	+3.954	16:13:07.614
35	1:39.896	+2.024	16:14:47.510
36	1:39.094	+1.222	16:16:26.604
37	1:38.878	+1.006	16:18:05.482
38	1:39.284	+1.412	16:19:44.766
39	1:39.115	+1.243	16:21:23.881
40	1:38.668	+0.796	16:23:02.549
41	1:39.374	+1.502	16:24:41.923
p42	2:50.257	+1:12.385	16:27:32.180
43	3:11.350	+1:33.478	16:30:43.530
44	2:30.451	+52.579	16:33:13.981
45	1:40.821	+2.949	16:34:54.802
46	1:41.622	+3.750	16:36:36.424
47	2:52.351	+1:14.479	16:39:28.775
48	2:52.070	+1:14.198	16:42:20.845
49	2:47.330	+1:09.458	16:45:08.175
50	2:21.679	+43.807	16:47:29.854
51	1:39.799	+1.927	16:49:09.653
52	1:37.872		16:50:47.525
53	1:39.120	+1.248	16:52:26.645
54	1:38.903	+1.031	16:54:05.548
55	1:48.510	+10.638	16:55:54.058
56	2:55.399	+1:17.527	16:58:49.457
57	2:52.172	+1:14.300	17:01:41.629
58	2:21.491	+43.619	17:04:03.120
59	1:38.382	+0.510	17:05:41.502
60	1:38.314	+0.442	17:07:19.816
61	1:38.888	+1.016	17:08:58.704
62	1:39.716	+1.844	17:10:38.420
63	1:38.441	+0.569	17:12:16.861
64	1:38.851	+0.979	17:13:55.712

Lap	Lap Tm	Diff	Time of Day
65	1:38.692	+0.820	17:15:34.404
66	1:43.335	+5.463	17:17:17.739
67	2:51.440	+1:13.568	17:20:09.179
68	2:17.627	+39.755	17:22:26.806
69	1:39.043	+1.171	17:24:05.849
70	1:37.934	+0.062	17:25:43.783
71	1:39.171	+1.299	17:27:22.954
72	1:38.373	+0.501	17:29:01.327
73	1:38.356	+0.484	17:30:39.683
74	1:38.079	+0.207	17:32:17.762
75	1:38.221	+0.349	17:33:55.983
76	1:38.366	+0.494	17:35:34.349
77	1:38.936	+1.064	17:37:13.285
78	1:38.957	+1.085	17:38:52.242
79	1:39.582	+1.710	17:40:31.824
Best Tm: 1:37.872			
(54) Caddell/ McGovern			
Andrew Caddell			
1	1:43.487	+5.073	15:10:48.334
2	1:39.690	+1.276	15:12:28.024
3	1:39.320	+0.906	15:14:07.344
4	1:38.940	+0.526	15:15:46.284
5	1:38.927	+0.513	15:17:25.211
6	1:39.559	+1.145	15:19:04.770
7	1:39.414	+1.000	15:20:44.184
8	1:39.310	+0.896	15:22:23.494
9	1:39.516	+1.102	15:24:03.010
10	1:40.748	+2.334	15:25:43.758
11	1:39.617	+1.203	15:27:23.375
12	1:39.913	+1.499	15:29:03.288
13	1:39.916	+1.502	15:30:43.204
14	1:39.463	+1.049	15:32:22.667
15	1:45.392	+6.978	15:34:08.059
16	2:18.074	+39.660	15:36:26.133
17	2:46.168	+1:07.754	15:39:12.301
18	2:35.984	+57.570	15:41:48.285
19	1:41.861	+3.447	15:43:30.146
20	1:38.820	+0.406	15:45:08.966
21	1:38.633	+0.219	15:46:47.599
22	1:38.884	+0.470	15:48:26.483
23	1:38.899	+0.485	15:50:05.382
24	1:38.942	+0.528	15:51:44.324
25	1:38.744	+0.330	15:53:23.068
26	1:38.982	+0.568	15:55:02.050
27	1:39.347	+0.933	15:56:41.397
28	1:39.805	+1.391	15:58:21.202
29	2:50.074	+1:11.660	16:01:11.276
30	3:02.739	+1:24.325	16:04:14.015
31	2:48.539	+1:10.125	16:07:02.554
32	2:32.601	+54.187	16:09:35.155
33	1:40.426	+2.012	16:11:15.581
34	1:38.582	+0.168	16:12:54.163
35	1:38.577	+0.163	16:14:32.740
36	1:38.864	+0.450	16:16:11.604
37	1:38.759	+0.345	16:17:50.363
38	1:38.579	+0.165	16:19:28.942
p39	1:47.056	+8.642	16:21:15.998
Best Tm: 1:38.577			

Lap	Lap Tm	Diff	Time of Day
Mike McGovern			
40	3:00.965	+1:22.551	16:24:16.963
41	1:41.949	+3.535	16:25:58.912
42	1:47.534	+9.120	16:27:46.446
43	2:55.023	+1:16.609	16:30:41.469
44	2:30.973	+52.559	16:33:12.442
45	1:41.906	+3.492	16:34:54.348
46	1:39.276	+0.062	16:36:33.624
47	2:53.510	+1:15.096	16:39:27.134
48	2:52.138	+1:13.724	16:42:19.272
49	2:46.811	+1:08.397	16:45:06.083
50	2:22.542	+44.128	16:47:28.625
51	1:39.426	+1.012	16:49:08.051
52	1:38.613	+0.199	16:50:46.664
53	1:39.755	+1.341	16:52:26.419
54	1:39.395	+0.981	16:54:05.814
55	1:49.650	+11.236	16:55:55.464
56	2:55.546	+1:17.132	16:58:51.010
57	2:52.434	+1:14.020	17:01:43.444
58	2:20.386	+41.972	17:04:03.830
59	1:39.221	+0.807	17:05:43.051
60	1:38.994	+0.580	17:07:22.045
61	1:39.277	+0.863	17:09:01.322
62	1:39.242	+0.828	17:10:40.564
63	1:39.093	+0.679	17:12:19.657
64	1:38.956	+0.542	17:13:58.613
65	1:39.452	+1.038	17:15:38.065
66	1:40.786	+2.372	17:17:18.851
67	2:51.669	+1:13.255	17:20:10.520
68	2:16.779	+38.365	17:22:27.299
69	1:39.221	+0.807	17:24:06.520
70	1:38.579	+0.165	17:25:45.099
71	1:38.567	+0.153	17:27:23.666
72	1:38.414		17:29:02.080
73	1:38.550	+0.136	17:30:40.630
74	1:38.502	+0.088	17:32:19.132
75	1:38.863	+0.449	17:33:57.995
76	1:38.778	+0.364	17:35:36.773
77	1:38.903	+0.489	17:37:15.676
78	1:38.829	+0.415	17:38:54.505
79	1:39.046	+0.632	17:40:33.551
Best Tm: 1:38.414			
(37) Seafuse/ Gue			
Bret Seafuse			
1	1:41.842	+3.541	15:10:46.920
2	1:39.083	+0.782	15:12:26.003
3	1:38.696	+0.395	15:14:04.699
4	1:38.933	+0.632	15:15:43.632
5	1:38.608	+0.307	15:17:22.240
6	1:38.968	+0.667	15:19:01.208
7	1:39.033	+0.732	15:20:40.241
8	1:39.581	+1.280	15:22:19.822
9	1:39.757	+1.456	15:23:59.579
10	1:39.718	+1.417	15:25:39.297
11	1:39.436	+1.135	15:27:18.733
12	1:39.859	+1.558	15:28:58.592
13	1:39.757	+1.456	15:30:38.349
14	1:39.476	+1.175	15:32:17.825
15	1:41.356	+3.055	15:33:59.181



PROVISIONAL

Mazda Raceway Laguna Seca

Koni

Mazda Raceway Laguna Seca 2.238 Miles

Grand-Am Koni Race

5/16/2009 03:00 PM

Race (2:30:00 Time) started at 15:09:04

Lap	Lap Tm	Diff	Time of Day
16	2:24.649	+46.348	15:36:23.830
17	2:45.430	+1:07.129	15:39:09.260
18	2:38.325	+1:00.024	15:41:47.585
19	1:40.728	+2.427	15:43:28.313
20	1:38.690	+0.389	15:45:07.003
21	1:38.741	+0.440	15:46:45.744
22	1:38.386	+0.085	15:48:24.130
23	1:39.029	+0.728	15:50:03.159
24	1:38.565	+0.264	15:51:41.724
25	1:39.073	+0.772	15:53:20.797
26	1:38.929	+0.628	15:54:59.726
27	1:38.420	+0.119	15:56:38.146
28	1:38.708	+0.407	15:58:16.854
29	2:53.580	+1:15.279	16:01:10.434
30	3:02.678	+1:24.377	16:04:13.112
31	2:48.174	+1:09.873	16:07:01.286
32	2:33.624	+55.323	16:09:34.910
33	1:39.910	+1.609	16:11:14.820
34	1:38.585	+0.284	16:12:53.405
35	1:38.894	+0.593	16:14:32.299
36	1:38.355	+0.054	16:16:10.654
37	1:38.301		16:17:48.955
38	1:38.371	+0.070	16:19:27.326
39	1:38.422	+0.121	16:21:05.748
40	1:39.084	+0.783	16:22:44.832
41	1:39.210	+0.909	16:24:24.042
Best Tm: 1:38.301			

Lap	Lap Tm	Diff	Time of Day
p42	3:58.172	+2:19.871	16:28:22.214
43	2:27.408	+49.107	16:30:49.622
44	2:27.028	+48.727	16:33:16.650
45	1:42.052	+3.751	16:34:58.702
46	1:42.963	+4.662	16:36:41.665
47	2:51.194	+1:12.893	16:39:32.859
48	2:51.812	+1:13.511	16:42:24.671
49	2:48.069	+1:09.768	16:45:12.740
50	2:19.100	+40.799	16:47:31.840
51	1:40.668	+2.367	16:49:12.508
52	1:39.414	+1.113	16:50:51.922
53	1:39.348	+1.047	16:52:31.270
54	1:39.211	+0.910	16:54:10.481
55	1:49.781	+11.480	16:56:00.262
56	2:53.501	+1:15.200	16:58:53.763
57	2:52.115	+1:13.814	17:01:45.878
58	2:19.812	+41.511	17:04:05.690
59	1:39.334	+1.033	17:05:45.024
60	1:38.796	+0.495	17:07:23.820
61	1:38.986	+0.685	17:09:02.806
62	1:38.847	+0.546	17:10:41.653
63	1:39.181	+0.880	17:12:20.834
64	1:38.931	+0.630	17:13:59.765
65	1:39.316	+1.015	17:15:39.081
66	1:41.815	+3.514	17:17:20.896
67	2:51.474	+1:13.173	17:20:12.370
68	2:15.888	+37.587	17:22:28.258
69	1:39.183	+0.882	17:24:07.441
70	1:38.499	+0.198	17:25:45.940
71	1:38.455	+0.154	17:27:24.395
72	1:38.658	+0.357	17:29:03.053
73	1:38.515	+0.214	17:30:41.568

Lap	Lap Tm	Diff	Time of Day
74	1:39.084	+0.783	17:32:20.652
75	1:38.457	+0.156	17:33:59.109
76	1:38.979	+0.678	17:35:38.088
77	1:39.096	+0.795	17:37:17.184
78	1:38.460	+0.159	17:38:55.644
79	1:38.932	+0.631	17:40:34.576
Best Tm: 1:38.455			
(99) / Hillestad/ Waddell			
Mark Hillestad			
1	1:46.037	+7.686	15:10:54.144
2	1:45.248	+6.897	15:12:39.392
3	1:42.738	+4.387	15:14:22.130
4	1:42.576	+4.225	15:16:04.706
5	1:42.706	+4.355	15:17:47.412
6	1:43.470	+5.119	15:19:30.882
7	1:41.925	+3.574	15:21:12.807
8	1:41.924	+3.573	15:22:54.731
9	1:42.556	+4.205	15:24:37.287
10	1:42.960	+4.609	15:26:20.247
11	1:42.215	+3.864	15:28:02.462
12	1:41.753	+3.402	15:29:44.215
13	1:42.101	+3.750	15:31:26.316
14	1:43.456	+5.105	15:33:09.772
15	1:45.484	+7.133	15:34:55.256
16	1:57.773	+19.422	15:36:53.029
17	2:27.078	+48.727	15:39:20.107
Best Tm: 1:41.753			
Barry Waddell			
p18	3:40.019	+2:01.668	15:43:00.126
19	1:45.371	+7.020	15:44:45.497
20	1:40.016	+1.665	15:46:25.513
21	1:39.851	+1.500	15:48:05.364
22	1:39.684	+1.333	15:49:45.048
23	1:39.743	+1.392	15:51:24.791
24	1:39.332	+0.981	15:53:04.123
25	1:39.493	+1.142	15:54:43.616
26	1:39.749	+1.398	15:56:23.365
27	1:39.909	+1.558	15:58:03.274
28	1:45.068	+6.717	15:59:48.342
29	1:47.219	+8.868	16:01:35.561
30	2:49.024	+1:10.673	16:04:24.585
p31	3:09.113	+1:30.762	16:07:33.698
32	2:16.181	+37.830	16:09:49.879
p33	1:55.993	+17.642	16:11:45.872
34	1:43.835	+5.484	16:13:29.707
35	1:39.400	+1.049	16:15:09.107
36	1:39.575	+1.224	16:16:48.682
37	1:40.154	+1.803	16:18:28.836
38	1:39.538	+1.187	16:20:08.374
39	1:40.255	+1.904	16:21:48.629
40	1:39.484	+1.133	16:23:28.113
41	1:43.093	+4.742	16:25:11.206
p42	2:56.893	+1:18.542	16:28:08.099
43	2:36.842	+58.491	16:30:44.941
44	2:30.896	+52.545	16:33:15.837
45	1:41.707	+3.356	16:34:57.544
46	1:43.631	+5.280	16:36:41.175
47	2:51.025	+1:12.674	16:39:32.200

Lap	Lap Tm	Diff	Time of Day
48	2:52.010	+1:13.659	16:42:24.210
49	2:47.445	+1:09.094	16:45:11.655
50	2:19.716	+41.365	16:47:31.371
51	1:39.882	+1.531	16:49:11.253
52	1:39.429	+1.078	16:50:50.682
53	1:38.964	+0.613	16:52:29.646
54	1:38.759	+0.408	16:54:08.405
55	1:50.872	+12.521	16:55:59.277
56	2:53.733	+1:15.382	16:58:53.010
57	2:52.198	+1:13.847	17:01:45.208
58	2:19.896	+41.545	17:04:05.104
59	1:39.317	+0.966	17:05:44.421
60	1:38.533	+0.182	17:07:22.954
61	1:39.048	+0.697	17:09:02.002
62	1:39.137	+0.786	17:10:41.139
63	1:39.100	+0.749	17:12:20.239
64	1:39.314	+0.963	17:13:59.553
65	1:39.141	+0.790	17:15:38.694
66	1:41.448	+3.097	17:17:20.142
67	2:51.356	+1:13.005	17:20:11.498
68	2:16.526	+38.175	17:22:28.024
69	1:39.155	+0.804	17:24:07.179
70	1:38.570	+0.219	17:25:45.749
71	1:39.655	+1.304	17:27:25.404
72	1:38.742	+0.391	17:29:04.146
73	1:38.351		17:30:42.497
74	1:39.218	+0.867	17:32:21.715
75	1:38.718	+0.367	17:34:00.433
76	1:39.099	+0.748	17:35:39.532
77	1:38.755	+0.404	17:37:18.287
78	1:38.730	+0.379	17:38:57.017
79	1:40.014	+1.663	17:40:37.031
Best Tm: 1:38.351			

Lap	Lap Tm	Diff	Time of Day
(46) Koenig/ Boden			
Joe Koenig			
1	1:43.863	+4.573	15:10:54.724
2	1:45.117	+5.827	15:12:39.841
3	1:42.821	+3.531	15:14:22.662
4	1:42.333	+3.043	15:16:04.995
5	1:42.156	+2.866	15:17:47.151
6	1:41.003	+1.713	15:19:28.154
7	1:40.467	+1.177	15:21:08.621
8	1:41.058	+1.768	15:22:49.679
9	1:40.919	+1.629	15:24:30.598
10	1:40.914	+1.624	15:26:11.512
11	1:41.750	+2.460	15:27:53.262
12	1:40.566	+1.276	15:29:33.828
13	1:41.301	+2.011	15:31:15.129
14	1:41.664	+2.374	15:32:56.793
15	1:47.644	+8.354	15:34:44.437
16	1:48.540	+9.250	15:36:32.977
17	2:43.272	+1:03.982	15:39:16.249
18	2:35.362	+56.072	15:41:51.611
19	1:45.111	+5.821	15:43:36.722
20	1:43.294	+4.004	15:45:20.016
21	1:41.728	+2.438	15:47:01.744
22	1:43.115	+3.825	15:48:44.859
23	1:41.758	+2.468	15:50:26.617
24	1:42.488	+3.198	15:52:09.105

Timing & Scoring

Race Director

Orbits 4

www.amb-it.com

www.mylaps.com

Licensed to: Grand American Road Racing



PROVISIONAL

Mazda Raceway Laguna Seca

Koni Mazda Raceway Laguna Seca 2.238 Miles

Grand-Am Koni Race 5/16/2009 03:00 PM

Race (2:30:00 Time) started at 15:09:04

Lap	Lap Tm	Diff	Time of Day
25	1:41.144	+1.854	15:53:50.249
26	1:41.189	+1.899	15:55:31.438
27	1:41.183	+1.893	15:57:12.621
28	1:46.802	+7.512	15:58:59.423
29	2:15.106	+35.816	16:01:14.529
30	3:03.077	+1:23.787	16:04:17.606
31	2:48.194	+1:08.904	16:07:05.800
32	2:30.299	+51.009	16:09:36.099
33	1:43.365	+4.075	16:11:19.464
34	1:42.938	+3.648	16:13:02.402
35	1:42.742	+3.452	16:14:45.144
36	1:41.154	+1.864	16:16:26.298
37	1:40.671	+1.381	16:18:06.969
38	1:41.354	+2.064	16:19:48.323
39	1:44.086	+4.796	16:21:32.409
40	1:42.769	+3.479	16:23:15.178
41	1:43.819	+4.529	16:24:58.997

Best Tm: 1:40.467

Mark Boden

p42	3:49.078	+2:09.788	16:28:48.075
43	2:06.686	+27.396	16:30:54.761
44	2:23.125	+43.835	16:33:17.886
45	1:41.377	+2.087	16:34:59.263
46	1:44.479	+5.189	16:36:43.742
47	2:51.553	+1:12.263	16:39:35.295
48	2:51.216	+1:11.926	16:42:26.511
49	2:48.434	+1:09.144	16:45:14.945
50	2:18.287	+38.997	16:47:33.232
51	1:41.962	+2.672	16:49:15.194
52	1:40.114	+0.824	16:50:55.308
53	1:39.361	+0.071	16:52:34.669
54	1:39.888	+0.598	16:54:14.557
55	1:47.929	+8.639	16:56:02.486
56	2:52.742	+1:13.452	16:58:55.228
57	2:52.457	+1:13.167	17:01:47.685
58	2:19.190	+39.900	17:04:06.875
59	1:39.452	+0.162	17:05:46.327
60	1:39.589	+0.299	17:07:25.916
61	1:39.483	+0.193	17:09:05.399
62	1:39.753	+0.463	17:10:45.152
63	1:39.845	+0.555	17:12:24.997
64	1:40.383	+1.093	17:14:05.380
65	1:39.511	+0.221	17:15:44.891
66	1:41.119	+1.829	17:17:26.010
67	2:47.932	+1:08.642	17:20:13.942
68	2:15.519	+36.229	17:22:29.461
69	1:39.290		17:24:08.751
70	1:40.668	+1.378	17:25:49.419
71	1:39.397	+0.107	17:27:28.816
72	1:39.457	+0.167	17:29:08.273
p73	1:55.315	+16.025	17:31:03.588
74	1:43.666	+4.376	17:32:47.254
75	1:40.322	+1.032	17:34:27.576
76	1:40.302	+1.012	17:36:07.878
77	1:40.331	+1.041	17:37:48.209
78	1:41.522	+2.232	17:39:29.731
79	1:39.579	+0.289	17:41:09.310

Best Tm: 1:39.290

Lap	Lap Tm	Diff	Time of Day
(95) / Salama/ Turner			
Don Salama			
1	1:41.995	+0.673	15:11:17.590
2	1:42.061	+0.739	15:12:59.651
3	1:41.818	+0.496	15:14:41.469
4	1:42.202	+0.880	15:16:23.671
5	1:42.388	+1.066	15:18:06.059
6	1:42.169	+0.847	15:19:48.228
7	1:42.262	+0.940	15:21:30.490
8	1:42.433	+1.111	15:23:12.923
9	1:42.561	+1.239	15:24:55.484
10	1:42.616	+1.294	15:26:38.100
11	1:42.823	+1.501	15:28:20.923
12	1:42.129	+0.807	15:30:03.052
13	1:42.728	+1.406	15:31:45.780
14	1:42.765	+1.443	15:33:28.545
15	1:47.117	+5.795	15:35:15.662
16	1:46.035	+4.713	15:37:01.697

Best Tm: 1:41.818

Will Turner

p17	3:08.262	+1:26.940	15:40:09.959
18	1:52.151	+10.829	15:42:02.110
19	1:43.297	+1.975	15:43:45.407
20	1:42.713	+1.391	15:45:28.120
21	1:44.173	+2.851	15:47:12.293
22	1:43.360	+2.038	15:48:55.653
23	1:43.141	+1.819	15:50:38.794
24	1:42.827	+1.505	15:52:21.621
25	1:43.458	+2.136	15:54:05.079
26	1:42.597	+1.275	15:55:47.676
27	1:42.800	+1.478	15:57:30.476
28	1:45.789	+4.467	15:59:16.265
29	2:00.910	+19.588	16:01:17.175
30	3:02.007	+1:20.685	16:04:19.182
31	2:48.783	+1:07.461	16:07:07.965
32	2:28.633	+47.311	16:09:36.598
33	1:45.526	+4.204	16:11:22.124
34	1:43.276	+1.954	16:13:05.400
35	1:42.476	+1.154	16:14:47.876
36	1:44.397	+3.075	16:16:32.273
37	1:41.951	+0.629	16:18:14.224
38	1:42.221	+0.899	16:19:56.445
39	1:42.366	+1.044	16:21:38.811
40	1:42.394	+1.072	16:23:21.205
41	1:43.754	+2.432	16:25:04.959
42	2:28.871	+47.549	16:27:33.830
p43	3:30.224	+1:48.902	16:31:04.054
44	2:15.419	+34.097	16:33:19.473
45	1:42.660	+1.338	16:35:02.133
46	1:45.674	+4.352	16:36:47.807
47	2:50.622	+1:09.300	16:39:38.429
48	2:51.678	+1:10.356	16:42:30.107
49	2:48.766	+1:07.444	16:45:18.873
50	2:16.812	+35.490	16:47:35.685
51	1:42.117	+0.795	16:49:17.802
52	1:42.088	+0.766	16:50:59.890
53	1:41.322		16:52:41.212
54	1:41.947	+0.625	16:54:23.159
55	1:48.034	+6.712	16:56:11.193
56	2:47.858	+1:06.536	16:58:59.051

Lap	Lap Tm	Diff	Time of Day
57	2:53.759	+1:12.437	17:01:52.810
58	2:16.948	+35.626	17:04:09.758
59	1:42.428	+1.706	17:05:52.186
60	1:41.348	+0.026	17:07:33.534
61	1:42.407	+1.085	17:09:15.941
62	1:41.830	+0.508	17:10:57.771
63	1:41.776	+0.454	17:12:39.547
64	1:42.077	+0.495	17:14:21.624
65	1:41.816	+0.454	17:16:03.440
66	1:44.816	+3.494	17:17:48.256
67	2:29.236	+47.914	17:20:17.492
68	2:14.947	+33.625	17:22:32.439
69	1:41.621	+0.299	17:24:14.060
70	1:41.571	+0.249	17:25:55.631
71	1:41.526	+0.204	17:27:37.157
72	1:41.371	+0.049	17:29:18.528
73	1:41.497	+0.175	17:31:00.025
74	1:42.018	+0.696	17:32:42.043
75	1:41.968	+0.646	17:34:24.011
76	1:41.994	+0.672	17:36:06.005
77	1:41.641	+0.319	17:37:47.646
78	1:42.204	+0.882	17:39:29.850
79	1:41.489	+0.167	17:41:11.339

Best Tm: 1:41.322

(145) Whitis/ Long

Derek Whitis

1	1:49.630	+8.257	15:11:37.022
2	1:43.235	+1.862	15:13:20.257
3	1:45.061	+3.688	15:15:05.318
4	1:46.239	+4.866	15:16:51.557
5	1:43.588	+2.215	15:18:35.145
6	1:43.430	+2.057	15:20:18.575
7	1:43.877	+2.504	15:22:02.452
8	1:43.034	+1.661	15:23:45.486
9	1:43.579	+2.206	15:25:29.065
10	1:45.509	+4.136	15:27:14.574
11	1:44.195	+2.822	15:28:58.769
12	1:43.186	+1.813	15:30:41.955
13	1:44.512	+3.139	15:32:26.467
14	1:45.871	+4.498	15:34:12.338
15	2:04.599	+23.226	15:36:16.937
16	1:51.540	+10.167	15:38:08.477
17	1:49.849	+8.476	15:39:58.326
18	2:01.459	+20.086	15:41:59.785
p19	2:06.321	+24.948	15:44:06.106
20	1:49.415	+8.042	15:45:55.521
21	1:43.094	+1.721	15:47:38.615
22	1:43.233	+1.860	15:49:21.848
23	1:43.400	+2.027	15:51:05.248
24	1:43.535	+2.162	15:52:48.783
25	1:44.078	+2.705	15:54:32.861
26	1:43.366	+1.993	15:56:16.227
27	1:43.519	+2.146	15:57:59.746
28	1:43.327	+1.954	15:59:43.073
29	1:46.792	+5.419	16:01:29.865
30	2:54.099	+1:12.726	16:04:23.964
31	2:47.411	+1:06.038	16:07:11.375
32	2:27.875	+46.502	16:09:39.250
33	1:45.962	+4.589	16:11:25.212

Timing & Scoring

Race Director

Orbits 4

www.amb-it.com

www.mylaps.com

Licensed to: Grand American Road Racing



PROVISIONAL

Mazda Raceway Laguna Seca

Koni

Mazda Raceway Laguna Seca 2.238 Miles

Grand-Am Koni Race

5/16/2009 03:00 PM

Race (2:30:00 Time) started at 15:09:04

Lap	Lap Tm	Diff	Time of Day
34	1:44.689	+3.316	16:13:09.901
35	1:42.982	+1.609	16:14:52.883
36	1:42.769	+1.396	16:16:35.652
37	1:43.503	+2.130	16:18:19.155
38	1:42.916	+1.543	16:20:02.071
39	1:49.274	+7.901	16:21:51.345
40	1:43.895	+2.522	16:23:35.240
41	1:44.555	+3.182	16:25:19.795
42	2:18.274	+36.901	16:27:38.069

Best Tm: 1:42.769

Tom Long

Lap	Lap Tm	Diff	Time of Day
p43	3:38.971	+1:57.598	16:31:17.040
44	2:04.220	+22.847	16:33:21.260
45	1:42.715	+1.342	16:35:03.975
46	1:46.803	+5.430	16:36:50.778
47	2:50.379	+1:09.006	16:39:41.157
48	2:53.034	+1:11.661	16:42:34.191
49	2:48.459	+1:07.086	16:45:22.650
50	2:15.063	+33.690	16:47:37.713
51	1:42.425	+1.052	16:49:20.138
52	1:42.744	+1.371	16:51:02.882
53	1:42.158	+0.785	16:52:45.040
54	1:41.763	+0.390	16:54:26.803
55	1:46.042	+4.669	16:56:12.845
56	2:48.054	+1:06.681	16:59:00.899
57	2:54.723	+1:13.350	17:01:55.622
58	2:16.031	+34.658	17:04:11.653
59	1:42.206	+0.833	17:05:53.859
60	1:42.906	+1.533	17:07:36.765
61	1:41.694	+0.321	17:09:18.459
62	1:41.849	+0.476	17:11:00.308
63	1:41.757	+0.384	17:12:42.065
64	1:42.042	+0.669	17:14:24.107
65	1:42.421	+1.048	17:16:06.528
66	1:43.471	+2.098	17:17:49.999
67	2:27.984	+46.611	17:20:17.983
68	2:15.208	+33.835	17:22:33.191
69	1:41.445	+0.072	17:24:14.636
70	1:41.418	+0.045	17:25:56.054
71	1:41.694	+0.321	17:27:37.748
72	1:41.387	+0.014	17:29:19.135
73	1:41.601	+0.228	17:31:00.736
74	1:41.559	+0.186	17:32:42.295
75	1:41.687	+0.314	17:34:23.982
76	1:41.655	+0.282	17:36:05.637
77	1:41.573	+0.200	17:37:47.210
78	1:43.753	+2.380	17:39:30.963
79	1:41.373		17:41:12.336

Best Tm: 1:41.373

(146) O'Doski/ Carbonell

Rhett O'Doski

Lap	Lap Tm	Diff	Time of Day
1	1:46.828	+5.498	15:11:23.915
2	1:44.449	+3.119	15:13:08.364
3	1:43.982	+2.652	15:14:52.346
4	1:44.156	+2.826	15:16:36.502
5	1:44.557	+3.227	15:18:21.059
6	1:43.954	+2.624	15:20:05.013
7	1:44.442	+3.112	15:21:49.455

Lap	Lap Tm	Diff	Time of Day
8	1:44.778	+3.448	15:23:34.233
9	1:44.696	+3.366	15:25:18.929
10	1:44.551	+3.221	15:27:03.480
11	1:44.118	+2.788	15:28:47.598
12	1:45.494	+4.164	15:30:33.092
13	1:46.098	+4.768	15:32:19.190
14	1:47.666	+6.336	15:34:06.856
15	2:08.915	+27.585	15:36:15.771
16	1:51.832	+10.502	15:38:07.603
17	1:49.376	+8.046	15:39:56.979
18	2:02.304	+20.974	15:41:59.283
19	1:45.181	+3.851	15:43:44.464
20	1:46.720	+5.390	15:45:31.184
21	1:43.888	+2.558	15:47:15.072
22	1:44.200	+2.870	15:48:59.272
23	1:45.519	+4.189	15:50:44.791
24	1:43.478	+2.148	15:52:28.269
25	1:44.024	+2.694	15:54:12.293
26	1:44.221	+2.891	15:55:56.514
27	1:44.183	+2.853	15:57:40.697
28	1:48.086	+6.756	15:59:28.783
29	1:54.155	+12.825	16:01:22.938

Best Tm: 1:43.478

Andrew Carbonell

Lap	Lap Tm	Diff	Time of Day
p30	3:42.688	+2:01.358	16:05:05.626
31	2:14.694	+33.364	16:07:20.320
32	2:24.179	+42.849	16:09:44.499
33	1:45.316	+3.986	16:11:29.815
34	1:42.638	+1.308	16:13:12.453
35	1:42.427	+1.097	16:14:54.880
36	1:42.608	+1.278	16:16:37.488
37	1:42.799	+1.469	16:18:20.287
38	1:42.266	+0.936	16:20:02.553
39	1:44.593	+3.263	16:21:47.146
40	1:42.741	+1.411	16:23:29.887
41	1:45.063	+3.733	16:25:14.950
42	2:21.832	+40.502	16:27:36.782
43	2:56.313	+1:14.983	16:30:33.095
44	2:35.408	+54.078	16:33:08.503
45	1:42.590	+1.260	16:34:51.093
46	1:44.395	+3.065	16:36:35.488
47	2:52.427	+1:11.097	16:39:27.915
48	2:52.324	+1:10.994	16:42:20.239
49	2:47.144	+1:05.814	16:45:07.383
50	2:22.311	+40.981	16:47:29.694
51	1:44.172	+2.842	16:49:13.866
52	1:42.843	+1.513	16:50:56.709
53	1:42.311	+0.981	16:52:39.020
54	1:42.148	+0.818	16:54:21.168
55	1:47.183	+5.853	16:56:08.351
56	2:48.477	+1:07.147	16:58:56.828
57	2:53.262	+1:11.932	17:01:50.090
58	2:18.403	+37.073	17:04:08.493
59	1:41.875	+0.545	17:05:50.368
60	1:41.931	+0.601	17:07:32.299
61	1:42.134	+0.804	17:09:14.433
62	1:43.066	+1.736	17:10:57.499
63	1:41.956	+0.626	17:12:39.455
64	1:41.599	+0.269	17:14:21.054
65	1:41.879	+0.549	17:16:02.933

Lap	Lap Tm	Diff	Time of Day
66	1:44.220	+2.890	17:17:47.153
67	2:28.489	+47.159	17:20:15.642
68	2:16.352	+35.022	17:22:31.994
69	1:43.201	+1.871	17:24:15.195
70	1:41.436	+0.106	17:25:56.631
71	1:41.439	+0.109	17:27:38.070
72	1:41.506	+0.176	17:29:19.576
73	1:41.704	+0.374	17:31:01.280
74	1:42.603	+1.273	17:32:43.883
75	1:41.408	+0.078	17:34:25.291
76	1:41.433	+0.103	17:36:06.724
77	1:41.546	+0.216	17:37:48.270
78	1:42.972	+1.642	17:39:31.242
79	1:41.330		17:41:12.572

Best Tm: 1:41.330

(00) Iannucci/ Aschenbach

Pat Iannucci

Lap	Lap Tm	Diff	Time of Day
1	1:49.319	+7.821	15:11:29.664
2	1:47.419	+5.921	15:13:17.083
3	1:47.063	+5.565	15:15:04.146
4	1:46.952	+5.454	15:16:51.098
5	1:46.903	+5.405	15:18:38.001
6	1:46.504	+5.006	15:20:24.505
7	1:45.546	+4.048	15:22:10.051
8	1:47.715	+6.217	15:23:57.766
9	1:50.588	+9.090	15:25:48.354
10	1:46.301	+4.803	15:27:34.655
11	1:46.216	+4.718	15:29:20.871
12	1:45.675	+4.177	15:31:06.546
13	1:45.140	+3.642	15:32:51.686
14	1:47.586	+6.088	15:34:39.272
15	1:50.115	+8.617	15:36:29.387
16	2:10.554	+29.056	15:38:39.941
17	1:49.079	+7.581	15:40:29.020
18	1:47.203	+5.705	15:42:16.223
19	1:45.211	+3.713	15:44:01.434
20	1:44.940	+3.442	15:45:46.374
21	1:45.229	+3.731	15:47:31.603
22	1:45.480	+3.982	15:49:17.083
23	1:45.217	+3.719	15:51:02.300
24	1:46.129	+4.631	15:52:48.429
25	1:45.654	+4.156	15:54:34.083
26	1:45.682	+4.184	15:56:19.765
27	1:46.304	+4.806	15:58:06.069
28	1:47.545	+6.047	15:59:53.614
29	1:46.975	+5.477	16:01:40.589

Best Tm: 1:44.940

Lawson Aschenbach

Lap	Lap Tm	Diff	Time of Day
p30	4:11.765	+2:30.267	16:05:52.354
31	1:50.645	+9.147	16:07:42.999
32	2:08.202	+26.704	16:09:51.201
33	1:44.461	+2.963	16:11:35.662
34	1:42.842	+1.344	16:13:18.504
35	1:43.553	+2.055	16:15:02.057
36	1:42.999	+1.501	16:16:45.056
37	1:42.287	+0.789	16:18:27.343
38	1:43.052	+1.554	16:20:10.395
39	1:43.908	+2.410	16:21:54.303

Timing & Scoring

Race Director

Orbits 4

www.amb-it.com

www.mylaps.com

Licensed to: Grand American Road Racing



PROVISIONAL

Mazda Raceway Laguna Seca

Koni

Mazda Raceway Laguna Seca 2.238 Miles

Grand-Am Koni Race

5/16/2009 03:00 PM

Race (2:30:00 Time) started at 15:09:04

Lap	Lap Tm	Diff	Time of Day
40	1:42.395	+0.897	16:23:36.698
41	1:43.524	+2.026	16:25:20.222
42	2:18.827	+37.329	16:27:39.049
43	2:55.541	+1:14.043	16:30:34.590
44	2:34.154	+52.656	16:33:08.744
45	1:44.278	+2.780	16:34:53.022
46	1:44.863	+3.365	16:36:37.885
47	2:52.549	+1:11.051	16:39:30.434
48	2:52.498	+1:11.000	16:42:22.932
49	2:47.469	+1:05.971	16:45:10.401
50	2:20.158	+38.660	16:47:30.559
51	1:45.761	+4.263	16:49:16.320
52	1:42.091	+0.593	16:50:58.411
53	1:41.983	+0.485	16:52:40.394
54	1:42.370	+0.872	16:54:22.764
55	1:46.730	+5.232	16:56:09.494
56	2:48.627	+1:07.129	16:58:58.121
57	2:53.543	+1:12.045	17:01:51.664
58	2:17.223	+35.725	17:04:08.887
59	1:44.266	+2.768	17:05:53.153
60	1:42.996	+1.498	17:07:36.149
61	1:42.433	+0.935	17:09:18.582
62	1:42.700	+1.202	17:11:01.282
63	1:41.788	+0.290	17:12:43.070
64	1:42.101	+0.603	17:14:25.171
65	1:42.621	+1.123	17:16:07.792
66	1:46.711	+5.213	17:17:54.503
67	2:25.130	+43.632	17:20:19.633
68	2:14.729	+33.231	17:22:34.362
69	1:42.117	+0.619	17:24:16.479
70	1:42.398	+0.900	17:25:58.877
71	1:41.920	+0.422	17:27:40.797
72	1:41.498		17:29:22.295
73	1:41.722	+0.224	17:31:04.017
74	1:41.679	+0.181	17:32:45.696
75	1:41.889	+0.391	17:34:27.585
76	1:41.783	+0.285	17:36:09.368
77	1:41.673	+0.175	17:37:51.041
78	1:42.066	+0.568	17:39:33.107
79	1:42.301	+0.803	17:41:15.408

Best Tm: 1:41.498

(33) Smith/ Davis/ Eversley

Lap	Lap Tm	Diff	Time of Day
Lee Davis			
1	1:45.285	+5.958	15:10:51.656
2	1:41.618	+2.291	15:12:33.274
3	1:40.412	+1.085	15:14:13.686
4	1:39.917	+0.590	15:15:53.603
5	1:41.379	+2.052	15:17:34.982
6	1:40.127	+0.800	15:19:15.109
7	1:39.861	+0.534	15:20:54.970
8	1:39.662	+0.335	15:22:34.632
9	1:39.866	+0.539	15:24:14.498
10	1:39.467	+0.140	15:25:53.965
11	1:40.976	+1.649	15:27:34.941
12	1:40.286	+0.959	15:29:15.227
13	1:40.120	+0.793	15:30:55.347
14	1:40.318	+0.991	15:32:35.665
15	1:43.990	+4.663	15:34:19.655
16	2:08.473	+29.146	15:36:28.128

Lap	Lap Tm	Diff	Time of Day
17	2:46.596	+1:07.269	15:39:14.724
18	2:35.159	+55.832	15:41:49.883
19	1:42.036	+2.709	15:43:31.919
20	1:40.384	+1.057	15:45:12.303
21	1:39.728	+0.401	15:46:52.031
22	1:40.218	+0.891	15:48:32.249
23	1:39.614	+0.287	15:50:11.863
24	1:40.535	+1.208	15:51:52.398
25	1:41.663	+2.336	15:53:34.061
26	1:41.629	+2.302	15:55:15.690
27	1:40.323	+0.996	15:56:56.013
28	1:41.339	+2.012	15:58:37.352
29	2:36.477	+57.150	16:01:13.829
30	3:02.873	+1:23.546	16:04:16.702
31	2:48.602	+1:09.275	16:07:05.304
32	2:30.595	+51.268	16:09:35.899
33	1:41.660	+2.333	16:11:17.559
34	1:40.051	+0.724	16:12:57.610
35	1:41.708	+2.381	16:14:39.318
36	1:42.032	+2.705	16:16:21.350
37	1:41.360	+2.033	16:18:02.710
38	1:40.440	+1.113	16:19:43.150
39	1:40.955	+1.628	16:21:24.105
40	1:39.631	+0.304	16:23:03.736
41	1:41.343	+2.016	16:24:45.079

Best Tm: 1:39.467

Russell Smith

Lap	Lap Tm	Diff	Time of Day
p42	3:43.220	+2:03.893	16:28:28.299
43	2:25.129	+45.802	16:30:53.428
44	2:23.701	+44.374	16:33:17.129
45	1:41.731	+2.404	16:34:58.860
46	1:43.302	+3.975	16:36:42.162
47	2:51.414	+1:12.087	16:39:33.576
48	2:52.027	+1:12.700	16:42:25.603
49	2:48.165	+1:08.838	16:45:13.768
50	2:18.725	+39.398	16:47:32.493
51	1:41.246	+1.919	16:49:13.739
52	1:39.803	+0.476	16:50:53.542
53	1:39.739	+0.412	16:52:33.281
54	1:40.237	+0.910	16:54:13.518
55	1:47.786	+8.459	16:56:01.304
56	2:53.153	+1:13.826	16:58:54.457
57	2:52.367	+1:13.035	17:01:46.819
58	2:19.367	+40.040	17:04:06.186
59	1:39.882	+0.555	17:05:46.068
60	1:39.327		17:07:25.395
61	1:39.731	+0.404	17:09:05.126
62	1:39.529	+0.202	17:10:44.655
63	1:40.201	+0.874	17:12:24.856
64	1:39.797	+0.470	17:14:04.653
65	1:39.437	+0.110	17:15:44.090
66	1:41.052	+1.725	17:17:25.142
67	2:47.974	+1:08.647	17:20:13.116
68	2:15.757	+36.430	17:22:28.873
69	1:39.509	+0.182	17:24:08.382
70	2:01.905	+22.578	17:26:10.287
71	1:40.541	+1.214	17:27:50.828
72	1:40.992	+1.665	17:29:31.820
73	1:40.223	+0.896	17:31:12.043
74	1:40.879	+1.552	17:32:52.922

Lap	Lap Tm	Diff	Time of Day
75	1:41.123	+1.796	17:34:34.045
76	1:41.546	+2.219	17:36:15.591
77	1:40.559	+1.232	17:37:56.150
78	1:40.476	+1.149	17:39:36.626
79	1:40.954	+1.627	17:41:17.580

Best Tm: 1:39.327

(74) Miller/ Holtom

Christian Miller

Lap	Lap Tm	Diff	Time of Day
1	1:43.063	+1.323	15:11:18.930
2	1:43.400	+1.660	15:13:02.330
3	1:43.017	+1.277	15:14:45.347
4	1:42.948	+1.208	15:16:28.295
5	1:42.971	+1.231	15:18:11.266
6	1:43.124	+1.384	15:19:54.390
7	1:43.589	+1.849	15:21:37.979
8	1:43.098	+1.358	15:23:21.077
9	1:43.875	+2.135	15:25:04.952
10	1:43.661	+1.921	15:26:48.613
11	1:43.518	+1.778	15:28:32.131
12	1:43.160	+1.420	15:30:15.291
13	1:43.214	+1.474	15:31:58.505
14	1:43.146	+1.406	15:33:41.651
15	1:54.214	+12.474	15:35:35.865
16	1:50.225	+8.485	15:37:26.090
17	1:56.701	+14.961	15:39:22.791
18	2:32.726	+50.986	15:41:55.517
19	1:43.180	+1.440	15:43:38.697
20	1:44.346	+2.606	15:45:23.043
21	1:42.707	+0.967	15:47:05.750
22	1:45.293	+3.553	15:48:51.043
23	1:43.200	+1.460	15:50:34.243
24	1:43.092	+1.352	15:52:17.335
25	1:44.414	+2.674	15:54:01.749
26	1:43.430	+1.690	15:55:45.179
27	1:44.018	+2.278	15:57:29.197
28	1:43.840	+2.100	15:59:13.037
29	2:03.247	+21.507	16:01:16.284

Best Tm: 1:42.707

p30

4:09.486	+2:27.746	16:05:25.770
----------	-----------	--------------

31	1:57.866	+16.126	16:07:23.636
----	----------	---------	--------------

Jamie Holtom

32	2:24.238	+42.498	16:09:47.874
33	1:43.439	+1.699	16:11:31.313
34	1:43.899	+2.159	16:13:15.212
35	1:44.454	+2.714	16:14:59.666
36	1:41.996	+0.256	16:16:41.662
37	1:42.864	+1.124	16:18:24.526
38	1:42.338	+0.598	16:20:06.864
p39	2:17.539	+35.799	16:22:24.403
40	1:45.590	+3.850	16:24:09.993
41	1:44.850	+3.110	16:25:54.843
42	1:50.594	+8.854	16:27:45.437
43	2:55.379	+1:13.639	16:30:40.816
44	2:31.348	+49.608	16:33:12.164
45	1:46.196	+4.456	16:34:58.360
46	1:46.980	+5.240	16:36:45.340
47	2:50.926	+1:09.186	16:39:36.266

Timing & Scoring

Race Director

Orbits 4

www.amb-it.com

www.mylaps.com

Licensed to: Grand American Road Racing



PROVISIONAL

Mazda Raceway Laguna Seca

Koni

Mazda Raceway Laguna Seca 2.238 Miles

Grand-Am Koni Race

5/16/2009 03:00 PM

Race (2:30:00 Time) started at 15:09:04

Lap	Lap Tm	Diff	Time of Day
48	2:50.873	+1:09.133	16:42:27.139
49	2:48.505	+1:06.765	16:45:15.644
50	2:18.695	+36.955	16:47:34.339
51	1:42.957	+1.217	16:49:17.296
52	1:43.355	+1.615	16:51:00.651
53	1:42.508	+0.768	16:52:43.159
54	1:42.509	+0.769	16:54:25.668
55	1:46.019	+4.279	16:56:11.687
56	2:47.948	+1:06.208	16:58:59.635
57	2:54.012	+1:12.272	17:01:53.647
58	2:16.579	+34.839	17:04:10.226
59	1:42.883	+1.143	17:05:53.109
60	1:41.977	+0.237	17:07:35.086
61	1:42.355	+0.615	17:09:17.441
62	1:42.216	+0.476	17:10:59.657
63	1:41.931	+0.191	17:12:41.588
64	1:42.305	+0.565	17:14:23.893
65	1:43.256	+1.516	17:16:07.149
66	1:46.263	+4.523	17:17:53.412
67	2:25.402	+43.662	17:20:18.814
68	2:14.936	+33.196	17:22:33.750
69	1:41.972	+0.232	17:24:15.722
70	1:43.145	+1.405	17:25:58.867
71	1:42.443	+0.703	17:27:41.310
72	1:41.740		17:29:23.050
73	1:41.994	+0.254	17:31:05.044
74	1:42.124	+0.384	17:32:47.168
75	1:42.457	+0.717	17:34:29.625
76	1:42.438	+0.698	17:36:12.063
77	1:42.050	+0.310	17:37:54.113
78	1:41.743	+0.003	17:39:35.856
79	1:42.786	+1.046	17:41:18.642

Best Tm: 1:41.740

(75) Spaude/ Thomson

Karl Thomson

1	1:44.639	+2.726	15:11:21.054
2	1:44.044	+2.131	15:13:05.098
3	1:43.233	+1.320	15:14:48.331
4	1:43.646	+1.733	15:16:31.977
5	1:43.443	+1.530	15:18:15.420
6	1:43.415	+1.502	15:19:58.835
7	1:43.323	+1.410	15:21:42.158
8	1:44.021	+2.108	15:23:26.179
9	1:43.766	+1.853	15:25:09.945
10	1:43.435	+1.522	15:26:53.380
11	1:43.329	+1.416	15:28:36.709
12	1:43.955	+2.042	15:30:20.664
13	1:43.943	+2.030	15:32:04.607
14	1:47.201	+5.288	15:33:51.808
15	1:49.795	+7.882	15:35:41.603
16	1:49.357	+7.444	15:37:30.960
17	1:54.768	+12.855	15:39:25.728
18	2:31.879	+49.966	15:41:57.607
19	1:44.161	+2.248	15:43:41.768
20	1:43.866	+1.953	15:45:25.634
21	1:44.871	+2.958	15:47:10.505
22	1:44.757	+2.844	15:48:55.262
23	1:44.679	+2.766	15:50:39.941
24	1:43.855	+1.942	15:52:23.796

Lap	Lap Tm	Diff	Time of Day
25	1:43.417	+1.504	15:54:07.213
26	1:43.753	+1.840	15:55:50.966
27	1:44.164	+2.251	15:57:35.130
28	1:46.862	+4.949	15:59:21.992
29	1:58.915	+17.002	16:01:20.907
30	3:00.089	+1:18.176	16:04:20.996

Best Tm: 1:43.233

Bret Spaude

p31	3:58.285	+2:16.372	16:08:19.281
32	1:50.952	+9.039	16:10:10.233
33	1:45.127	+3.214	16:11:55.360
34	1:44.901	+2.988	16:13:40.261
35	1:44.262	+2.349	16:15:24.523
36	1:45.354	+3.441	16:17:09.877
37	1:43.757	+1.844	16:18:53.634
38	1:43.666	+1.753	16:20:37.300
39	1:45.149	+3.236	16:22:22.449
40	1:44.575	+2.662	16:24:07.024
41	1:46.415	+4.502	16:25:53.439
42	1:51.358	+9.445	16:27:44.797
43	2:55.152	+1:13.239	16:30:39.949
44	2:31.871	+49.958	16:33:11.820
45	1:47.188	+5.275	16:34:59.008
46	1:47.800	+5.887	16:36:46.808
47	2:50.622	+1:08.709	16:39:37.430
48	2:51.735	+1:09.822	16:42:29.165
49	2:48.469	+1:06.556	16:45:17.634
50	2:17.365	+35.452	16:47:34.999
51	1:44.146	+2.233	16:49:19.145
52	1:43.761	+1.848	16:51:02.906
53	1:44.802	+2.889	16:52:47.708
54	1:44.103	+2.190	16:54:31.811
55	1:49.762	+7.849	16:56:21.573
56	2:42.677	+1:00.764	16:59:04.250
57	2:53.762	+1:11.849	17:01:58.012
58	2:14.597	+32.684	17:04:12.609
59	1:44.432	+2.519	17:05:57.041
60	1:42.594	+0.681	17:07:39.635
61	1:42.535	+0.622	17:09:22.170
62	1:43.166	+1.253	17:11:05.336
63	1:42.597	+0.684	17:12:47.933
64	1:42.789	+0.876	17:14:30.722
65	1:42.802	+0.889	17:16:13.524
66	1:47.902	+5.989	17:18:01.426
67	2:20.493	+38.580	17:20:21.919
68	2:14.356	+32.443	17:22:36.275
69	1:42.379	+0.466	17:24:18.654
70	1:42.746	+0.833	17:26:01.400
71	1:41.913		17:27:43.313
72	1:42.073	+0.160	17:29:25.386
73	1:42.323	+0.410	17:31:07.709
74	1:42.355	+0.442	17:32:50.064
75	1:42.641	+0.728	17:34:32.705
76	1:44.675	+2.762	17:36:17.380
77	1:42.113	+0.200	17:37:59.493
78	1:42.863	+0.950	17:39:42.356
79	1:43.013	+1.100	17:41:25.369

Best Tm: 1:41.913

Lap	Lap Tm	Diff	Time of Day
(111) / Skavnes/ Aquilante			
Andrew Aquilante			
1	1:44.076	+1.937	15:11:20.185
2	1:43.457	+1.318	15:13:03.642
3	1:43.971	+1.832	15:14:47.613
4	1:43.668	+1.529	15:16:31.281
5	1:43.200	+1.061	15:18:14.481
6	1:43.009	+0.870	15:19:57.490
7	1:44.117	+1.978	15:21:41.607
8	1:43.509	+1.370	15:23:25.116
9	1:43.285	+1.146	15:25:08.401
10	1:43.667	+1.528	15:26:52.068
11	1:42.965	+0.826	15:28:35.033
12	1:42.925	+0.786	15:30:17.958
13	1:42.983	+0.844	15:32:00.941
14	1:42.718	+0.579	15:33:43.659
15	1:53.930	+11.791	15:35:37.589
16	1:50.073	+7.934	15:37:27.662
17	1:56.296	+14.157	15:39:23.958
18	2:32.573	+50.434	15:41:56.531
19	1:45.722	+3.583	15:43:42.253
20	1:43.905	+1.766	15:45:26.158
21	1:46.264	+4.125	15:47:12.422
22	1:43.926	+1.787	15:48:56.348
23	1:44.080	+1.941	15:50:40.428
24	1:43.893	+1.754	15:52:24.321
25	1:43.670	+1.531	15:54:07.991
26	1:43.574	+1.435	15:55:51.565
27	1:44.253	+2.114	15:57:35.818
28	1:46.742	+4.603	15:59:22.560
29	1:58.893	+16.754	16:01:21.453
30	3:00.434	+1:18.295	16:04:21.887
31	2:47.321	+1:05.182	16:07:09.208
32	2:28.460	+46.321	16:09:37.668
33	1:47.204	+5.065	16:11:24.872
34	1:44.996	+2.857	16:13:09.868
35	1:43.941	+1.802	16:14:53.809
36	1:43.014	+0.875	16:16:36.823
37	1:43.083	+0.944	16:18:19.906
38	1:43.944	+1.805	16:20:03.850
39	1:44.405	+2.266	16:21:48.255
40	1:43.474	+1.335	16:23:31.729
41	1:43.614	+1.475	16:25:15.343
42	2:22.099	+39.960	16:27:37.442

Best Tm: 1:42.718

Kristian Skavnes

p43	4:28.151	+2:46.012	16:32:05.593
44	1:48.856	+6.717	16:33:54.449
45	1:43.360	+1.221	16:35:37.809
46	1:44.776	+2.637	16:37:22.585
47	2:23.188	+41.049	16:39:45.773
48	2:52.433	+1:10.294	16:42:38.206
49	2:49.264	+1:07.125	16:45:27.470
50	2:14.013	+31.874	16:47:41.483
51	1:45.454	+3.315	16:49:26.937
52	1:43.577	+1.438	16:51:10.514
53	1:44.389	+2.250	16:52:54.903
54	1:44.790	+2.651	16:54:39.693
55	1:54.121	+11.982	16:56:33.814
56	2:34.059	+51.920	16:59:07.873

Timing & Scoring

Race Director

Orbits 4

www.amb-it.com

www.mylaps.com

Licensed to: Grand American Road Racing



PROVISIONAL

Mazda Raceway Laguna Seca


Koni

Mazda Raceway Laguna Seca 2.238 Miles

Grand-Am Koni Race

5/16/2009 03:00 PM

Race (2:30:00 Time) started at 15:09:04



Lap	Lap Tm	Diff	Time of Day
57	2:52.810	+1:10.671	17:02:00.683
58	2:14.148	+32.009	17:04:14.831
59	1:43.181	+1.042	17:05:58.012
60	1:43.120	+0.981	17:07:41.132
61	1:43.542	+1.403	17:09:24.674
62	1:43.140	+1.001	17:11:07.814
63	1:44.160	+2.021	17:12:51.974
64	1:43.051	+0.912	17:14:35.025
65	1:43.020	+0.881	17:16:18.045
66	1:45.763	+3.624	17:18:03.808
67	2:19.128	+36.989	17:20:22.936
68	2:13.575	+31.436	17:22:36.511
69	1:43.154	+1.015	17:24:19.665
70	1:42.311	+0.172	17:26:01.976
71	1:42.717	+0.578	17:27:44.693
72	1:43.429	+1.290	17:29:28.122
73	1:42.732	+0.593	17:31:10.854
74	1:43.626	+1.487	17:32:54.480
75	1:42.870	+0.731	17:34:37.350
76	1:42.451	+0.312	17:36:19.801
77	1:42.139		17:38:01.940
78	1:42.853	+0.714	17:39:44.793
79	1:43.145	+1.006	17:41:27.938

Best Tm: 1:42.139

(01) McCalmont/ Spencer

Ashley McCalmont

1	1:46.048	+3.476	15:11:23.054
2	1:44.356	+1.784	15:13:07.410
3	1:43.752	+1.180	15:14:51.162
4	1:43.903	+1.331	15:16:35.065
5	1:44.658	+2.086	15:18:19.723
6	1:43.929	+1.357	15:20:03.652
7	1:43.874	+1.302	15:21:47.526
8	1:44.607	+2.035	15:23:32.133
9	1:44.457	+1.885	15:25:16.590
10	1:43.790	+1.218	15:27:00.380
11	1:43.924	+1.352	15:28:44.304
12	1:43.872	+1.300	15:30:28.176
13	1:44.525	+1.953	15:32:12.701
14	1:45.870	+3.298	15:33:58.571
15	1:53.186	+10.614	15:35:51.757
16	1:46.278	+3.706	15:37:38.035
17	1:48.832	+6.260	15:39:26.867
18	2:31.512	+48.940	15:41:58.379
19	1:44.668	+2.096	15:43:43.047
20	1:43.950	+1.378	15:45:26.997
21	1:45.747	+3.175	15:47:12.744
22	1:44.636	+2.064	15:48:57.380
23	1:43.990	+1.418	15:50:41.370
24	1:43.916	+1.344	15:52:25.286
25	1:43.249	+0.677	15:54:08.535
26	1:44.363	+1.791	15:55:52.898
27	1:44.116	+1.544	15:57:37.014
28	1:46.172	+3.600	15:59:23.186
29	1:58.849	+16.277	16:01:22.035

Best Tm: 1:43.249

Kirk Spencer

p30	3:54.521	+2:11.949	16:05:16.556
-----	----------	-----------	--------------

Lap	Lap Tm	Diff	Time of Day
31	2:05.065	+22.493	16:07:21.621
32	2:23.726	+41.154	16:09:45.347
33	1:45.423	+2.851	16:11:30.770
34	1:44.115	+1.543	16:13:14.885
35	1:46.679	+4.107	16:15:01.564
36	1:44.836	+2.264	16:16:46.400
37	1:45.028	+2.456	16:18:31.428
38	1:42.988	+0.416	16:20:14.416
39	1:44.525	+1.953	16:21:58.941
40	1:43.054	+0.482	16:23:41.995
41	1:44.916	+2.344	16:25:26.911
42	2:12.638	+30.066	16:27:39.549
43	2:55.478	+1:12.906	16:30:35.027
44	2:34.357	+51.785	16:33:09.384
45	1:44.877	+2.305	16:34:54.261
46	1:44.333	+1.761	16:36:38.594
47	2:52.383	+1:09.811	16:39:30.977
48	2:52.500	+1:09.928	16:42:23.477
49	2:47.421	+1:04.849	16:45:10.898
50	2:20.282	+37.710	16:47:31.180
51	1:45.555	+2.983	16:49:16.735
52	1:42.858	+0.286	16:50:59.593
53	1:43.069	+0.497	16:52:42.662
54	1:43.082	+0.510	16:54:25.744
55	1:46.419	+3.847	16:56:12.163
56	2:47.962	+1:05.390	16:59:00.125
57	2:54.260	+1:11.688	17:01:54.385
58	2:16.715	+34.143	17:04:11.100
59	1:43.440	+0.868	17:05:54.540
60	1:43.161	+0.589	17:07:37.701
61	1:42.892	+0.320	17:09:20.593
62	1:43.009	+0.437	17:11:03.602
63	1:43.802	+1.230	17:12:47.404
64	1:42.895	+0.323	17:14:30.299
65	1:42.572		17:16:12.871
66	1:47.589	+5.017	17:18:00.460
67	2:20.218	+37.646	17:20:20.678
68	2:14.811	+32.239	17:22:35.489
69	1:42.875	+0.303	17:24:18.364
70	1:43.615	+1.043	17:26:01.979
71	1:43.522	+0.950	17:27:45.501
72	1:42.827	+0.255	17:29:28.328
73	1:43.300	+0.728	17:31:11.628
74	1:43.509	+0.937	17:32:55.137
75	1:42.825	+0.253	17:34:37.962
76	1:42.788	+0.216	17:36:20.750
77	1:43.306	+0.734	17:38:04.056
78	1:42.594	+0.022	17:39:46.650
79	1:42.734	+0.162	17:41:29.384

Best Tm: 1:42.572

(127) Mirzayan/ Payne

Byron Payne

1	1:48.584	+5.173	15:11:30.189
2	1:46.381	+2.970	15:13:16.570
3	1:45.744	+2.333	15:15:02.314
4	1:46.034	+2.623	15:16:48.348
5	1:46.470	+3.059	15:18:34.818
6	1:46.532	+3.121	15:20:21.350
7	1:46.073	+2.662	15:22:07.423

Lap	Lap Tm	Diff	Time of Day
8	1:46.489	+3.078	15:23:53.912
9	1:47.093	+3.682	15:25:41.005
10	1:47.035	+3.624	15:27:28.040
11	1:46.956	+3.545	15:29:14.996
12	1:46.476	+3.065	15:31:01.472
13	1:45.475	+2.064	15:32:46.947
14	1:46.757	+3.346	15:34:33.704
15	1:55.053	+11.642	15:36:28.757
16	2:10.246	+26.835	15:38:39.003
17	1:47.259	+3.848	15:40:26.262
18	1:45.803	+2.392	15:42:12.065
19	1:45.387	+1.976	15:43:57.452
20	1:45.278	+1.867	15:45:42.730
21	1:46.389	+2.978	15:47:29.119
22	1:45.754	+2.343	15:49:14.873
23	1:45.317	+1.906	15:51:00.190
24	1:44.973	+1.562	15:52:45.163
25	1:44.903	+1.492	15:54:30.066
26	1:45.172	+1.761	15:56:15.238
27	1:46.440	+3.029	15:58:01.678
28	1:45.075	+1.664	15:59:46.753
29	1:45.554	+2.143	16:01:32.307

Best Tm: 1:44.903

VJ Mirzayan

p30	4:04.828	+2:21.417	16:05:37.135
31	1:50.201	+6.790	16:07:27.336
32	2:21.839	+38.428	16:09:49.175
33	1:46.863	+3.452	16:11:36.038
34	1:44.142	+0.731	16:13:20.180
35	1:44.134	+0.723	16:15:04.314
36	1:44.511	+1.100	16:16:48.825
37	1:45.687	+2.276	16:18:34.512
38	1:45.249	+1.838	16:20:19.761
39	1:45.234	+1.823	16:22:04.995
40	1:44.542	+1.131	16:23:49.537
41	1:46.204	+2.793	16:25:35.741
42	2:05.222	+21.811	16:27:40.963
p43	3:34.111	+1:50.700	16:31:15.074
44	2:06.048	+22.637	16:33:21.122
45	1:45.109	+1.698	16:35:06.231
46	1:45.412	+2.001	16:36:51.643
47	2:50.496	+1:07.085	16:39:42.139
48	2:53.138	+1:09.727	16:42:35.277
49	2:48.363	+1:04.952	16:45:23.640
50	2:15.517	+32.106	16:47:39.157
51	1:44.735	+1.324	16:49:23.892
52	1:44.641	+1.230	16:51:08.533
53	1:47.034	+3.623	16:52:55.567
54	1:45.044	+1.633	16:54:40.611
55	1:55.550	+12.139	16:56:36.161
56	2:33.575	+50.164	16:59:09.736
57	2:53.651	+1:10.240	17:02:03.387
58	2:12.900	+29.489	17:04:16.287
59	1:43.970	+0.559	17:06:00.257
60	1:44.152	+0.741	17:07:44.409
61	1:44.649	+1.238	17:09:29.058
62	1:43.571	+0.160	17:11:12.629
63	1:43.933	+0.522	17:12:56.562
64	1:44.144	+0.733	17:14:40.706
65	1:44.703	+1.292	17:16:25.409

Timing & Scoring

Race Director

Orbits 4

www.amb-it.com

www.mylaps.com

Licensed to: Grand American Road Racing



PROVISIONAL

Mazda Raceway Laguna Seca

Koni

Mazda Raceway Laguna Seca 2.238 Miles

Grand-Am Koni Race

5/16/2009 03:00 PM

Race (2:30:00 Time) started at 15:09:04

Lap	Lap Tm	Diff	Time of Day
66	1:44.888	+1.477	17:18:10.297
67	2:14.658	+31.247	17:20:24.955
68	2:14.968	+31.557	17:22:39.923
69	1:44.238	+0.827	17:24:24.161
70	1:44.738	+1.327	17:26:08.899
71	1:44.434	+1.023	17:27:53.333
72	1:44.618	+1.207	17:29:37.951
73	1:44.336	+0.925	17:31:22.287
74	1:43.411		17:33:05.698
75	1:43.935	+0.524	17:34:49.633
76	1:44.147	+0.736	17:36:33.780
77	1:44.353	+0.942	17:38:18.133
78	1:44.521	+1.110	17:40:02.654
79	1:44.109	+0.698	17:41:46.763
Best Tm: 1:43.411			

(147) White/ Cattaneo

Sarah Cattaneo			
Lap	Lap Tm	Diff	Time of Day
1	1:47.518	+4.850	15:11:30.728
2	1:47.300	+4.632	15:13:18.028
3	1:47.129	+4.461	15:15:05.157
4	1:47.794	+5.126	15:16:52.951
5	1:46.797	+4.129	15:18:39.748
6	1:45.757	+3.089	15:20:25.505
7	1:45.740	+3.072	15:22:11.245
8	1:47.356	+4.688	15:23:58.601
9	1:50.306	+7.638	15:25:48.907
10	1:47.063	+4.395	15:27:35.970
11	1:46.060	+3.392	15:29:22.030
12	1:45.243	+2.575	15:31:07.273
13	1:45.038	+2.370	15:32:52.311
14	1:47.799	+5.131	15:34:40.110
15	1:49.751	+7.083	15:36:29.861
16	2:00.824	+18.156	15:38:30.685
17	1:46.474	+3.806	15:40:17.159
18	1:47.322	+4.654	15:42:04.481
19	1:45.910	+3.242	15:43:50.391
20	1:44.535	+1.867	15:45:34.926
21	1:44.700	+2.032	15:47:19.626
22	1:45.090	+2.422	15:49:04.716
23	1:44.833	+2.165	15:50:49.549
24	1:47.137	+4.469	15:52:36.686
25	1:45.108	+2.440	15:54:21.794
26	1:47.689	+5.021	15:56:09.483
27	1:46.846	+4.178	15:57:56.329
28	1:46.327	+3.659	15:59:42.656
29	1:46.544	+3.876	16:01:29.200
30	2:53.767	+1:11.099	16:04:22.967
31	2:47.526	+1:04.858	16:07:10.493
32	2:28.433	+45.765	16:09:38.926
33	1:50.514	+7.846	16:11:29.440
34	1:45.143	+2.475	16:13:14.583
35	1:44.871	+2.203	16:14:59.454
36	1:46.262	+3.594	16:16:45.716
37	1:49.303	+6.635	16:18:35.019
38	1:46.059	+3.391	16:20:21.078
39	1:46.115	+3.447	16:22:07.193
40	1:44.864	+2.196	16:23:52.057
p41	1:59.874	+17.206	16:25:51.931
42	1:55.347	+12.679	16:27:47.278

Lap	Lap Tm	Diff	Time of Day
Best Tm: 1:44.535			
Mark White			
p43	4:02.428	+2:19.760	16:31:49.706
44	1:53.644	+10.976	16:33:43.350
45	1:45.647	+2.979	16:35:28.997
46	1:46.166	+3.498	16:37:15.163
47	2:29.963	+47.295	16:39:45.126
48	2:52.532	+1:09.864	16:42:37.658
49	2:49.125	+1:06.457	16:45:26.783
50	2:14.508	+31.840	16:47:41.291
51	1:46.472	+3.804	16:49:27.763
52	1:43.585	+0.917	16:51:11.348
53	1:44.248	+1.580	16:52:55.596
54	1:44.464	+1.796	16:54:40.060
55	1:55.101	+12.433	16:56:35.161
56	2:33.609	+50.941	16:59:08.770
57	2:53.416	+1:10.748	17:02:02.186
58	2:13.289	+30.621	17:04:15.475
59	1:44.556	+1.888	17:06:00.031
60	1:44.422	+1.754	17:07:44.453
61	1:44.922	+2.254	17:09:29.375
62	1:44.287	+1.619	17:11:13.662
63	1:43.391	+0.723	17:12:57.053
64	1:43.999	+1.331	17:14:41.052
65	1:43.839	+1.171	17:16:24.891
66	1:44.654	+1.986	17:18:09.545
67	2:14.703	+32.035	17:20:24.248
68	2:13.626	+30.958	17:22:37.874
69	1:43.412	+0.744	17:24:21.286
70	1:43.299	+0.631	17:26:04.585
71	1:42.668		17:27:47.253
72	1:49.014	+6.346	17:29:36.267
73	1:45.422	+2.754	17:31:21.689
74	1:43.461	+0.793	17:33:05.150
75	1:43.430	+0.762	17:34:48.580
76	1:43.959	+1.291	17:36:32.539
77	1:51.284	+8.616	17:38:23.823
78	1:52.334	+9.666	17:40:16.157
79	1:47.920	+5.252	17:42:04.077
Best Tm: 1:42.668			

(67) Tallman/ Smith

Lara Tallman			
Lap	Lap Tm	Diff	Time of Day
1	1:48.465	+4.441	15:11:32.608
2	1:46.860	+2.836	15:13:19.468
3	1:47.625	+3.601	15:15:07.093
4	1:46.580	+2.556	15:16:53.673
5	1:46.587	+2.563	15:18:40.260
6	1:45.640	+1.616	15:20:25.900
7	1:45.861	+1.837	15:22:11.761
8	1:48.507	+4.483	15:24:00.268
9	1:48.833	+4.809	15:25:49.101
10	1:47.328	+3.304	15:27:36.429
11	1:46.363	+2.339	15:29:22.792
12	1:46.778	+2.754	15:31:09.570
13	1:47.353	+3.329	15:32:56.923
14	1:49.389	+5.365	15:34:46.312
15	1:53.696	+9.672	15:36:40.008
16	2:00.802	+16.778	15:38:40.810

Lap	Lap Tm	Diff	Time of Day
17	1:48.925	+4.901	15:40:29.735
18	1:46.987	+2.963	15:42:16.722
19	1:46.821	+2.797	15:44:03.543
20	1:46.482	+2.458	15:45:50.025
21	1:45.762	+1.738	15:47:35.787
22	1:45.303	+1.279	15:49:21.090
23	1:47.829	+3.805	15:51:08.919
24	1:45.961	+1.937	15:52:54.880
25	1:45.606	+1.582	15:54:40.486
26	1:47.079	+3.055	15:56:27.565
27	1:47.256	+3.232	15:58:14.821
28	1:54.621	+10.957	16:00:09.442
29	1:47.015	+2.991	16:01:56.457
30	2:29.033	+45.009	16:04:25.490
31	2:46.875	+1:02.851	16:07:12.365
32	2:27.939	+43.915	16:09:40.304
33	1:50.159	+6.135	16:11:30.463
34	1:47.230	+3.206	16:13:17.693
35	1:45.891	+1.867	16:15:03.584
36	1:47.391	+3.367	16:16:50.975
37	1:45.440	+1.416	16:18:36.415
38	1:45.925	+1.901	16:20:22.340
39	1:45.646	+1.622	16:22:07.986
40	1:49.700	+5.676	16:23:57.686
41	1:50.057	+6.033	16:25:47.743
42	1:56.000	+11.976	16:27:43.743
Best Tm: 1:45.303			

Byron Smith

Lap	Lap Tm	Diff	Time of Day
p43	4:04.694	+2:20.670	16:31:48.437
44	1:52.653	+8.629	16:33:41.090
45	1:46.190	+2.166	16:35:27.280
46	1:47.641	+3.617	16:37:14.921
47	2:29.705	+45.681	16:39:44.626
48	2:52.353	+1:08.329	16:42:36.979
49	2:48.823	+1:04.799	16:45:25.802
50	2:15.354	+31.330	16:47:41.156
51	1:46.312	+2.288	16:49:27.468
52	1:46.708	+2.684	16:51:14.176
53	1:45.969	+1.945	16:53:00.145
54	1:46.325	+2.301	16:54:46.470
55	1:50.466	+6.442	16:56:36.936
56	2:33.649	+49.625	16:59:10.585
57	2:53.691	+1:09.667	17:02:04.276
58	2:13.487	+29.463	17:04:17.763
59	1:47.230	+3.206	17:06:04.993
60	1:45.899	+1.875	17:07:50.892
61	1:45.204	+1.180	17:09:36.096
62	1:45.514	+1.490	17:11:21.610
63	1:46.563	+2.539	17:13:08.173
64	1:45.842	+1.818	17:14:54.015
65	1:45.370	+1.346	17:16:39.385
66	1:47.156	+3.132	17:18:26.541
67	1:59.961	+15.937	17:20:26.502
68	2:14.167	+30.143	17:22:40.669
69	1:45.160	+1.136	17:24:25.829
70	1:45.652	+1.628	17:26:11.481
71	1:46.952	+2.928	17:27:58.433
72	1:45.693	+1.669	17:29:44.126
73	1:45.087	+1.063	17:31:29.213
74	1:44.475	+0.451	17:33:13.688

Timing & Scoring

Race Director

Orbits 4

www.amb-it.com

www.mylaps.com

Licensed to: Grand American Road Racing



PROVISIONAL

Mazda Raceway Laguna Seca


Koni

Mazda Raceway Laguna Seca 2.238 Miles

Grand-Am Koni Race

5/16/2009 03:00 PM

Race (2:30:00 Time) started at 15:09:04



Lap	Lap Tm	Diff	Time of Day
75	1:44.153	+0.129	17:34:57.841
76	1:44.024		17:36:41.865
77	1:50.098	+6.074	17:38:31.963
78	1:46.243	+2.219	17:40:18.206
79	1:46.115	+2.091	17:42:04.321
Best Tm: 1:44.024			

(48) Schmidt/ Bovenberg/ Lepper

Thomas Lepper

1	1:46.998	+3.161	15:11:24.535
2	1:44.286	+0.449	15:13:08.821
3	1:44.459	+0.622	15:14:53.280
4	1:44.144	+0.307	15:16:37.424
5	1:44.586	+0.749	15:18:22.010
6	1:45.196	+1.359	15:20:07.206
7	1:44.632	+0.795	15:21:51.838
8	1:44.556	+0.719	15:23:36.394
9	1:44.184	+0.347	15:25:20.578
10	1:44.010	+0.173	15:27:04.588
11	1:44.128	+0.291	15:28:48.716
12	1:45.397	+1.560	15:30:34.113
13	1:46.377	+2.540	15:32:20.490
14	1:49.070	+5.233	15:34:09.560
15	2:07.775	+23.938	15:36:17.335
16	1:51.473	+7.636	15:38:08.808
17	1:48.539	+4.702	15:39:57.347
18	2:03.013	+19.176	15:42:00.360
19	1:44.831	+0.994	15:43:45.191
20	1:45.186	+1.349	15:45:30.377
21	1:43.945	+0.108	15:47:14.322
22	1:43.876	+0.039	15:48:58.198
23	1:45.071	+1.234	15:50:43.269
24	1:44.107	+0.270	15:52:27.376
25	1:44.288	+0.451	15:54:11.664
26	1:45.664	+1.827	15:55:57.328
27	1:45.320	+1.483	15:57:42.648
28	1:46.896	+3.059	15:59:29.544
29	1:54.245	+10.408	16:01:23.789
Best Tm: 1:43.876			

Pete Bovenberg

p30	4:33.761	+2:49.924	16:05:57.550
31	1:56.599	+12.762	16:07:54.149
32	2:02.750	+18.913	16:09:56.899
33	1:44.768	+0.931	16:11:41.667
34	1:45.354	+1.517	16:13:27.021
35	1:44.452	+0.615	16:15:11.473
36	1:44.158	+0.321	16:16:55.631
37	1:44.429	+0.592	16:18:40.060
38	1:45.327	+1.490	16:20:25.387
39	1:46.297	+2.460	16:22:11.684
40	1:46.252	+2.415	16:23:57.936
41	1:47.181	+3.344	16:25:45.117
42	1:57.743	+13.906	16:27:42.860
43	2:52.915	+1:09.078	16:30:35.775
44	2:34.160	+50.323	16:33:09.935
45	1:48.251	+4.414	16:34:58.186
46	1:50.115	+6.278	16:36:48.301
47	2:50.609	+1:06.772	16:39:38.910
48	2:52.074	+1:08.237	16:42:30.984

Lap	Lap Tm	Diff	Time of Day
49	2:48.439	+1:04.602	16:45:19.423
50	2:17.237	+33.400	16:47:36.660
51	1:46.286	+2.449	16:49:22.946
52	1:45.021	+1.184	16:51:07.967
53	1:46.446	+2.609	16:52:54.413
54	1:45.032	+1.195	16:54:39.445
55	1:53.536	+9.699	16:56:32.981
56	2:33.940	+50.103	16:59:06.921
57	2:53.303	+1:09.466	17:02:00.224
58	2:14.054	+30.217	17:04:14.278
59	1:45.460	+1.623	17:05:59.738
60	1:44.319	+0.482	17:07:44.057
61	1:44.250	+0.413	17:09:28.307
62	1:45.331	+1.494	17:11:13.638
63	1:43.984	+0.147	17:12:57.622
64	1:44.757	+0.920	17:14:42.379
65	1:45.366	+1.529	17:16:27.745
66	1:45.529	+1.692	17:18:13.274
67	2:12.340	+28.503	17:20:25.614
68	2:14.063	+30.226	17:22:39.677
69	1:44.006	+0.169	17:24:23.683
p70	1:58.095	+14.258	17:26:21.778
71	1:48.326	+4.489	17:28:10.104
72	1:44.509	+0.672	17:29:54.613
73	1:43.837		17:31:38.450
74	1:44.327	+0.490	17:33:22.777
75	1:45.000	+1.163	17:35:07.777
76	1:44.664	+0.827	17:36:52.441
77	1:44.166	+0.329	17:38:36.607
78	1:44.204	+0.367	17:40:20.811
79	1:44.018	+0.181	17:42:04.829
Best Tm: 1:43.837			

(171) Baas/ Hurley

Ian Baas

1	1:45.192	+3.048	15:11:21.242
2	1:42.503	+0.359	15:13:03.745
3	1:42.313	+0.169	15:14:46.058
4	1:43.028	+0.884	15:16:29.086
5	1:43.030	+0.886	15:18:12.116
6	1:42.563	+0.419	15:19:54.679
7	1:42.685	+0.541	15:21:37.364
8	1:42.320	+0.176	15:23:19.684
9	1:42.569	+0.425	15:25:02.253
10	1:42.724	+0.580	15:26:44.977
11	1:42.542	+0.398	15:28:27.519
12	1:42.296	+0.152	15:30:09.815
13	1:42.494	+0.350	15:31:52.309
14	1:43.111	+0.967	15:33:35.420
15	1:45.023	+2.879	15:35:20.443
16	1:46.699	+4.555	15:37:07.142
17	2:14.027	+31.883	15:39:21.169
18	2:33.144	+51.000	15:41:54.313
19	1:43.908	+1.764	15:43:38.221
20	1:44.392	+2.248	15:45:22.613
21	1:42.361	+0.217	15:47:04.974
22	1:43.141	+0.997	15:48:48.115
23	1:42.613	+0.469	15:50:30.728
24	1:43.391	+1.247	15:52:14.119
25	1:42.499	+0.355	15:53:56.618

Lap	Lap Tm	Diff	Time of Day
26	1:42.832	+0.688	15:55:39.450
27	1:43.623	+1.479	15:57:23.073
28	1:44.477	+2.333	15:59:07.500
29	2:08.098	+25.954	16:01:15.648
30	3:02.657	+1:20.513	16:04:18.305
31	2:48.501	+1:06.357	16:07:06.806
32	2:29.604	+47.460	16:09:36.410
33	1:44.295	+2.151	16:11:20.705
34	1:43.999	+1.855	16:13:04.704
35	1:42.574	+0.430	16:14:47.278
36	1:42.544	+0.400	16:16:29.822
37	1:43.350	+1.206	16:18:13.172
38	1:42.679	+0.535	16:19:55.851
39	1:42.370	+0.226	16:21:38.221
40	1:42.319	+0.175	16:23:20.540
41	1:43.467	+1.323	16:25:04.007
42	2:28.993	+46.849	16:27:33.000
Best Tm: 1:42.296			

Josh Hurley

p43	3:37.401	+1:55.257	16:31:10.401
44	2:09.251	+27.107	16:33:19.652
45	1:43.103	+0.959	16:35:02.755
46	1:46.629	+4.485	16:36:49.384
47	2:50.215	+1:08.071	16:39:39.599
48	2:52.039	+1:09.895	16:42:31.638
49	2:48.588	+1:06.444	16:45:20.226
50	2:16.780	+34.636	16:47:37.006
51	1:44.714	+2.570	16:49:21.720
52	1:42.144		16:51:03.864
53	1:42.933	+0.789	16:52:46.797
54	1:42.443	+0.299	16:54:29.240
55	1:47.418	+5.274	16:56:16.658
56	2:44.909	+1:02.765	16:59:01.567
57	2:54.699	+1:12.555	17:01:56.266
58	2:15.657	+33.513	17:04:11.923
59	1:44.539	+2.395	17:05:56.462
60	1:57.386	+15.242	17:07:53.848
61	1:45.443	+3.299	17:09:39.291
62	1:44.422	+2.278	17:11:23.713
63	1:43.139	+0.995	17:13:06.852
64	1:48.806	+6.662	17:14:55.658
p65	6:22.231	+4:40.087	17:21:17.889
66	1:48.128	+5.984	17:23:06.017
67	1:42.572	+0.428	17:24:48.589
68	1:42.945	+0.801	17:26:31.534
69	1:42.646	+0.502	17:28:14.180
70	1:43.091	+0.947	17:29:57.271
71	1:42.981	+0.837	17:31:40.252
72	1:43.542	+1.398	17:33:23.794
73	1:44.154	+2.010	17:35:07.948
74	1:43.366	+1.222	17:36:51.314
75	1:44.170	+2.026	17:38:35.484
76	1:42.768	+0.624	17:40:18.252
77	1:43.832	+1.688	17:42:02.084
Best Tm: 1:42.144			

(61) / Plumb/ Roush Jr

Jack Roush Jr

1	1:42.053	+3.990	15:10:47.675
---	----------	--------	--------------

Timing & Scoring

Race Director

Orbits 4

www.amb-it.com

www.mylaps.com

Licensed to: Grand American Road Racing



PROVISIONAL

Mazda Raceway Laguna Seca

Koni

Mazda Raceway Laguna Seca 2.238 Miles

Grand-Am Koni Race

5/16/2009 03:00 PM

Race (2:30:00 Time) started at 15:09:04

Lap	Lap Tm	Diff	Time of Day
2	1:38.762	+0.699	15:12:26.437
3	1:38.834	+0.771	15:14:05.271
4	1:39.216	+1.153	15:15:44.487
5	1:38.844	+0.781	15:17:23.331
6	1:39.961	+1.898	15:19:03.292
7	1:39.084	+1.021	15:20:42.376
8	1:39.011	+0.948	15:22:21.387
9	1:39.005	+0.942	15:24:00.392
10	1:40.186	+2.123	15:25:40.578
11	1:39.006	+0.943	15:27:19.584
12	1:39.994	+1.931	15:28:59.578
13	1:39.129	+1.066	15:30:38.707
14	1:39.993	+1.930	15:32:18.700
15	1:41.632	+3.569	15:34:00.332
16	2:24.182	+46.119	15:36:24.514
17	2:45.382	+1:07.319	15:39:09.896
18	2:37.962	+59.899	15:41:47.858
19	1:40.959	+2.896	15:43:28.817
20	1:39.235	+1.172	15:45:08.052
21	1:38.545	+0.482	15:46:46.597
22	1:39.022	+0.959	15:48:25.619
23	1:38.706	+0.643	15:50:04.325
24	1:38.807	+0.744	15:51:43.132
25	1:38.259	+0.196	15:53:21.391
26	1:38.977	+0.914	15:55:00.368
27	1:38.721	+0.658	15:56:39.089
28	1:39.049	+0.986	15:58:18.138
p29	2:52.102	+1:14.039	16:01:10.240
Best Tm: 1:38.259			
Hugh Plumb			
30	3:15.923	+1:37.860	16:04:26.163
31	2:46.786	+1:08.723	16:07:12.949
32	2:27.492	+49.429	16:09:40.441
33	1:40.352	+2.289	16:11:20.793
34	1:39.230	+1.167	16:13:00.023
35	1:38.419	+0.356	16:14:38.442
36	1:38.647	+0.584	16:16:17.089
37	1:38.524	+0.461	16:17:55.613
38	1:38.732	+0.669	16:19:34.345
39	1:39.263	+1.200	16:21:13.608
40	1:38.581	+0.518	16:22:52.189
41	1:39.767	+1.704	16:24:31.956
p42	2:55.976	+1:17.913	16:27:27.932
43	3:09.789	+1:31.726	16:30:37.721
44	2:32.861	+54.798	16:33:10.582
45	1:40.881	+2.818	16:34:51.463
46	1:40.415	+2.352	16:36:31.878
47	2:53.972	+1:15.909	16:39:25.850
48	2:52.621	+1:14.558	16:42:18.471
49	2:46.417	+1:08.354	16:45:04.888
50	2:23.377	+45.314	16:47:28.265
51	1:38.930	+0.867	16:49:07.195
52	1:38.802	+0.739	16:50:45.997
53	1:39.631	+1.568	16:52:25.628
54	1:39.680	+1.617	16:54:05.308
55	1:49.317	+11.254	16:55:54.625
56	2:55.534	+1:17.471	16:58:50.159
57	2:52.005	+1:13.942	17:01:42.164
58	2:21.061	+42.998	17:04:03.225
59	1:38.725	+0.662	17:05:41.950

Lap	Lap Tm	Diff	Time of Day
60	1:38.209	+0.146	17:07:20.159
61	1:38.470	+0.407	17:08:58.629
62	1:38.810	+0.747	17:10:37.439
63	1:38.063		17:12:15.502
64	1:38.628	+0.565	17:13:54.130
65	1:39.692	+1.629	17:15:33.822
66	1:42.486	+4.423	17:17:16.308
67	2:51.762	+1:13.699	17:20:08.070
p68	2:34.485	+56.422	17:22:42.555
69	9:07.016	+7:28.953	17:31:49.571
70	1:41.393	+3.330	17:33:30.964
71	1:40.957	+2.894	17:35:11.921
72	1:40.566	+2.503	17:36:52.487
73	1:41.189	+3.126	17:38:33.676
74	1:41.506	+3.443	17:40:15.182
75	1:42.224	+4.161	17:41:57.406
Best Tm: 1:38.063			
(43) Sahlen/ Nonnamaker			
Joe Sahlen			
1	1:59.003	+14.192	15:14:22.299
2	1:48.883	+4.072	15:16:11.182
p3	2:11.997	+27.186	15:18:23.179
4	1:55.200	+10.389	15:20:18.379
5	1:47.711	+2.900	15:22:06.090
6	1:48.673	+3.862	15:23:54.763
7	1:47.576	+2.765	15:25:42.339
8	1:47.532	+2.721	15:27:29.871
9	1:48.379	+3.568	15:29:18.250
10	1:46.427	+1.616	15:31:04.677
11	1:46.391	+1.580	15:32:51.068
12	1:52.166	+7.355	15:34:43.234
13	1:49.285	+4.474	15:36:32.519
14	1:59.187	+14.376	15:38:31.706
15	1:48.920	+4.109	15:40:20.626
16	1:47.756	+2.945	15:42:08.382
17	1:46.806	+1.995	15:43:55.188
18	1:46.519	+1.708	15:45:41.707
19	1:48.830	+4.019	15:47:30.537
20	1:48.099	+3.288	15:49:18.636
21	1:46.391	+1.580	15:51:05.027
22	1:46.271	+1.460	15:52:51.298
23	1:46.200	+1.389	15:54:37.498
24	1:47.688	+2.877	15:56:25.186
25	1:47.213	+2.402	15:58:12.399
26	1:53.995	+9.184	16:00:06.394
27	1:48.604	+3.793	16:01:54.998
Best Tm: 1:46.200			
Will Nonnamaker			
p28	7:07.422	+5:22.611	16:09:02.420
29	1:49.742	+4.931	16:10:52.162
30	1:52.203	+7.392	16:12:44.365
31	1:46.327	+1.516	16:14:30.692
32	1:46.593	+1.782	16:16:17.285
33	1:46.718	+1.907	16:18:04.003
34	1:46.321	+1.510	16:19:50.324
35	1:47.131	+2.320	16:21:37.455
36	1:46.541	+1.730	16:23:23.996
37	1:46.170	+1.359	16:25:10.166

Lap	Lap Tm	Diff	Time of Day
38	2:24.364	+39.553	16:27:34.530
39	2:57.653	+1:12.842	16:30:32.183
40	2:35.736	+50.925	16:33:07.919
41	1:48.847	+4.036	16:34:56.766
42	1:46.417	+1.606	16:36:43.183
43	2:51.141	+1:06.330	16:39:34.324
Best Tm: 1:46.170			
Joe Sahlen			
p44	4:05.726	+2:20.915	16:43:40.050
45	2:00.618	+15.807	16:45:40.668
46	2:05.160	+20.349	16:47:45.828
47	1:47.222	+2.411	16:49:33.050
48	1:46.314	+1.503	16:51:19.364
49	1:46.183	+1.372	16:53:05.547
50	1:48.240	+3.429	16:54:53.787
51	1:48.827	+4.016	16:56:42.614
52	2:29.322	+44.511	16:59:11.936
53	2:53.333	+1:08.522	17:02:05.269
54	2:13.193	+28.382	17:04:18.462
55	1:47.590	+2.779	17:06:06.052
56	1:46.100	+1.289	17:07:52.152
57	1:45.837	+1.026	17:09:37.989
58	1:46.708	+1.897	17:11:24.697
59	1:45.978	+1.167	17:13:10.675
60	1:46.246	+1.435	17:14:56.921
61	1:45.902	+1.091	17:16:42.823
62	1:47.571	+2.760	17:18:30.394
63	1:57.372	+12.561	17:20:27.766
p64	2:39.633	+54.822	17:23:07.399
65	1:54.115	+9.304	17:25:01.514
66	1:45.582	+0.771	17:26:47.096
67	1:45.644	+0.833	17:28:32.740
68	1:45.446	+0.635	17:30:18.186
69	1:44.811		17:32:02.997
70	1:45.538	+0.727	17:33:48.535
71	1:47.098	+2.287	17:35:35.633
72	1:49.910	+5.099	17:37:25.543
73	1:46.113	+1.302	17:39:11.656
74	1:47.613	+2.802	17:40:59.269
Best Tm: 1:44.811			
(181) Sweeney/ von Moltke			
Mike Sweeney			
1	1:45.699	+4.129	15:11:21.990
2	1:43.719	+2.149	15:13:05.709
3	1:43.262	+1.692	15:14:48.971
4	1:44.196	+2.626	15:16:33.167
5	1:43.743	+2.173	15:18:16.910
6	1:43.013	+1.443	15:19:59.923
7	1:43.899	+2.329	15:21:43.822
8	1:43.485	+1.915	15:23:27.307
9	1:43.401	+1.831	15:25:10.708
10	1:43.272	+1.702	15:26:53.980
11	1:43.349	+1.779	15:28:37.329
12	1:43.616	+2.046	15:30:20.945
13	1:43.739	+2.169	15:32:04.684
14	1:45.434	+3.864	15:33:50.118
15	1:50.656	+9.086	15:35:40.774
16	1:49.130	+7.560	15:37:29.904

Timing & Scoring

Orbits 4

Race Director

www.amb-it.com

www.mylaps.com

Licensed to: Grand American Road Racing



PROVISIONAL

Mazda Raceway Laguna Seca

Koni

Mazda Raceway Laguna Seca 2.238 Miles

Grand-Am Koni Race

5/16/2009 03:00 PM

Race (2:30:00 Time) started at 15:09:04

Lap	Lap Tm	Diff	Time of Day
17	1:54.588	+13.018	15:39:24.492
18	2:32.355	+50.785	15:41:56.847
19	1:44.078	+2.508	15:43:40.925
20	1:43.920	+2.350	15:45:24.845
21	1:43.817	+2.247	15:47:08.662
22	1:44.877	+3.307	15:48:53.539
23	1:45.470	+3.900	15:50:39.009
24	1:43.422	+1.852	15:52:22.431
25	1:43.404	+1.834	15:54:05.835
26	1:43.438	+1.868	15:55:49.273
27	1:43.550	+1.980	15:57:32.823
28	1:48.502	+6.932	15:59:21.325
29	1:57.350	+15.780	16:01:18.675
30	3:01.484	+1:19.914	16:04:20.159
31	2:48.404	+1:06.834	16:07:08.563
32	2:28.589	+47.019	16:09:37.152
33	1:46.997	+5.427	16:11:24.149
34	1:44.750	+3.180	16:13:08.899
35	1:43.129	+1.559	16:14:52.028
36	1:42.995	+1.425	16:16:35.023
37	1:42.764	+1.194	16:18:17.787
38	1:43.339	+1.769	16:20:01.126
39	1:43.571	+2.001	16:21:44.697
40	1:42.942	+1.372	16:23:27.639
41	1:46.465	+4.895	16:25:14.104
42	2:21.950	+40.380	16:27:36.054
Best Tm: 1:42.764			

Lap	Lap Tm	Diff	Time of Day
Dion von Moltke			
p43	4:17.148	+2:35.578	16:31:53.202
44	1:50.756	+9.186	16:33:43.958
45	1:43.288	+1.718	16:35:27.246
46	1:44.046	+2.476	16:37:11.292
47	2:32.352	+50.782	16:39:43.644
48	2:52.542	+1:10.972	16:42:36.186
49	2:48.339	+1:06.769	16:45:24.525
50	2:14.948	+33.378	16:47:39.473
51	1:44.628	+3.058	16:49:24.101
52	1:43.851	+2.281	16:51:07.952
53	1:42.364	+0.794	16:52:50.316
54	1:43.358	+1.788	16:54:33.674
55	1:50.257	+8.687	16:56:23.931
56	2:42.225	+1:00.655	16:59:06.156
57	2:53.380	+1:11.810	17:01:59.536
58	2:14.250	+32.680	17:04:13.786
59	1:43.763	+2.193	17:05:57.549
60	1:42.668	+1.098	17:07:40.217
61	1:42.299	+0.729	17:09:22.516
62	1:42.119	+0.549	17:11:04.635
63	1:42.004	+0.434	17:12:46.639
64	1:41.570		17:14:28.209
65	1:42.570	+1.000	17:16:10.779
66	1:48.755	+7.185	17:17:59.534
67	2:20.486	+38.916	17:20:20.020
68	2:14.904	+33.334	17:22:34.924
69	1:41.821	+0.251	17:24:16.745
70	1:42.272	+0.702	17:25:59.017
71	1:43.810	+2.240	17:27:42.827
p72	11:35.967	+9:54.397	17:39:18.794
Best Tm: 1:41.570			

Lap	Lap Tm	Diff	Time of Day
(76) Pritiko/ Walker			
Matt Pritiko			
1	1:43.740	+1.489	15:11:19.382
2	1:43.392	+1.141	15:13:02.774
3	1:43.060	+0.809	15:14:45.834
4	1:43.010	+0.759	15:16:28.844
5	1:43.316	+1.065	15:18:12.160
6	1:43.191	+0.940	15:19:55.351
7	1:43.290	+1.039	15:21:38.641
8	1:43.330	+1.079	15:23:21.971
9	1:43.466	+1.215	15:25:05.437
10	1:43.705	+1.454	15:26:49.142
11	1:43.627	+1.376	15:28:32.769
12	1:43.240	+0.989	15:30:16.009
13	1:43.167	+0.916	15:31:59.176
14	1:43.420	+1.169	15:33:42.596
15	1:54.160	+11.909	15:35:36.756
16	1:50.357	+8.106	15:37:27.113
17	1:56.240	+13.989	15:39:23.353
18	2:32.584	+50.333	15:41:55.937
19	1:43.234	+0.983	15:43:39.171
20	1:44.120	+1.869	15:45:23.291
21	1:42.891	+0.640	15:47:06.182
22	1:45.665	+3.414	15:48:51.847
23	1:42.932	+0.681	15:50:34.779
24	1:43.083	+0.832	15:52:17.862
25	1:47.207	+4.956	15:54:05.069
26	1:43.097	+0.846	15:55:48.166
27	1:43.432	+1.181	15:57:31.598
28	1:45.587	+3.336	15:59:17.185
29	2:00.781	+18.530	16:01:17.966
Best Tm: 1:42.891			

Lap	Lap Tm	Diff	Time of Day
Travis Walker			
p30	4:24.914	+2:42.663	16:05:42.880
31	1:49.307	+7.056	16:07:32.187
32	2:17.607	+35.356	16:09:49.794
33	1:43.592	+1.341	16:11:33.386
34	1:43.122	+0.871	16:13:16.508
35	1:43.682	+1.431	16:15:00.190
36	1:42.829	+0.578	16:16:43.019
37	1:42.538	+0.287	16:18:25.557
38	1:42.609	+0.358	16:20:08.166
39	1:52.570	+10.319	16:22:00.736
p40	5:54.939	+4:12.688	16:27:55.675
41	2:48.746	+1:06.495	16:30:44.421
42	2:31.099	+48.848	16:33:15.520
Best Tm: 1:42.538			

Lap	Lap Tm	Diff	Time of Day
Matt Pritiko			
p43	19:04.296	+17:22.045	16:52:19.816
44	1:57.875	+15.624	16:54:17.691
45	1:46.333	+4.082	16:56:04.024
46	1:51.157	+8.906	16:57:55.181
47	1:47.578	+5.327	16:59:42.759
48	2:24.339	+42.088	17:02:07.098
49	2:11.957	+29.706	17:04:19.055
50	1:42.782	+0.531	17:06:01.837
51	1:42.582	+0.331	17:07:44.419
52	1:43.875	+1.624	17:09:28.294

Lap	Lap Tm	Diff	Time of Day
53	1:42.251		17:11:10.545
54	1:42.825	+0.574	17:12:53.370
55	1:42.425	+0.174	17:14:35.795
56	1:42.800	+0.549	17:16:18.595
57	1:46.328	+4.077	17:18:04.923
58	2:18.529	+36.278	17:20:23.452
59	2:13.593	+31.342	17:22:37.045
60	1:42.948	+0.697	17:24:19.993
61	1:42.402	+0.151	17:26:02.395
62	1:43.394	+1.143	17:27:45.789
63	1:43.290	+1.039	17:29:29.079
64	1:42.935	+0.684	17:31:12.014
65	1:43.426	+1.175	17:32:55.440
66	1:42.951	+0.700	17:34:38.391
67	1:43.094	+0.843	17:36:21.485
68	1:43.049	+0.798	17:38:04.534
69	1:42.738	+0.487	17:39:47.272
70	1:42.682	+0.431	17:41:29.954
Best Tm: 1:42.251			

Lap	Lap Tm	Diff	Time of Day
(58) Mason/ Martindale			
Ray Mason			
1	1:45.359	+6.979	15:10:51.812
2	1:41.793	+3.413	15:12:33.605
3	1:40.350	+1.970	15:14:13.955
4	1:39.928	+1.548	15:15:53.883
5	1:39.854	+1.474	15:17:33.737
6	1:40.040	+1.660	15:19:13.777
7	1:40.081	+1.701	15:20:53.858
8	1:39.605	+1.225	15:22:33.463
9	1:39.699	+1.319	15:24:13.162
10	1:39.200	+0.820	15:25:52.362
11	1:40.564	+2.184	15:27:32.926
12	1:39.510	+1.130	15:29:12.436
13	1:39.420	+1.040	15:30:51.856
14	1:39.467	+1.087	15:32:31.323
15	1:47.742	+9.362	15:34:19.065
16	2:08.380	+30.000	15:36:27.445
17	2:46.523	+1:08.143	15:39:13.968
18	2:35.438	+57.058	15:41:49.406
19	1:41.451	+3.071	15:43:30.857
20	1:39.746	+1.366	15:45:10.603
21	1:38.744	+0.364	15:46:49.347
22	1:39.829	+1.449	15:48:29.176
23	1:39.065	+0.685	15:50:08.241
24	1:39.179	+0.799	15:51:47.420
25	1:39.052	+0.672	15:53:26.472
26	1:38.745	+0.365	15:55:05.217
27	1:38.991	+0.611	15:56:44.208
28	1:40.864	+2.484	15:58:25.072
29	2:47.023	+1:08.643	16:01:12.095
30	3:02.694	+1:24.314	16:04:14.789
31	2:48.582	+1:10.202	16:07:03.371
32	2:31.990	+53.610	16:09:35.361
33	1:40.884	+2.504	16:11:16.245
34	1:38.380		16:12:54.625
35	1:38.799	+0.419	16:14:33.424
36	1:38.969	+0.589	16:16:12.393
37	1:39.933	+1.553	16:17:52.326
38	2:04.510	+26.130	16:19:56.836

Timing & Scoring

Race Director

Orbits 4

www.amb-it.com

www.mylaps.com

Licensed to: Grand American Road Racing



PROVISIONAL

Mazda Raceway Laguna Seca


Koni

Mazda Raceway Laguna Seca 2.238 Miles

Grand-Am Koni Race

5/16/2009 03:00 PM

Race (2:30:00 Time) started at 15:09:04



Lap	Lap Tm	Diff	Time of Day
Best Tm: 1:38.380			
Gene Martindale			
p39	25:07.561	+23:29.181	16:45:04.397
40	2:38.273	+59.893	16:47:42.670
41	1:44.181	+5.801	16:49:26.851
42	1:41.389	+3.009	16:51:08.240
43	1:42.123	+3.743	16:52:50.363
44	1:41.250	+2.870	16:54:31.613
45	1:51.345	+12.965	16:56:22.958
46	2:42.216	+1:03.836	16:59:05.174
47	2:53.618	+1:15.238	17:01:58.792
48	2:13.855	+35.475	17:04:12.647
49	1:41.484	+3.104	17:05:54.131
50	1:40.799	+2.419	17:07:34.930
51	1:40.450	+2.070	17:09:15.380
52	1:40.936	+2.556	17:10:56.316
53	1:40.233	+1.853	17:12:36.549
54	1:40.204	+1.824	17:14:16.753
55	1:41.471	+3.091	17:15:58.224
56	1:42.353	+3.973	17:17:40.577
57	2:34.215	+55.835	17:20:14.792
58	2:15.237	+36.857	17:22:30.029
59	1:40.077	+1.697	17:24:10.106
60	1:40.863	+2.483	17:25:50.969
61	1:39.593	+1.213	17:27:30.562
62	1:39.526	+1.146	17:29:10.088
63	1:40.431	+2.051	17:30:50.519
64	1:39.791	+1.411	17:32:30.310
65	1:39.603	+1.223	17:34:09.913
66	1:40.524	+2.144	17:35:50.437
67	1:39.831	+1.451	17:37:30.268
68	1:43.227	+4.847	17:39:13.495
69	1:46.834	+8.454	17:41:00.329
Best Tm: 1:39.526			

(91) Putman/ Espenlaub/ Russell

Charles Putman			
1	1:44.029	+5.773	15:10:49.851
2	1:39.840	+1.584	15:12:29.691
3	1:39.316	+1.060	15:14:09.007
4	1:39.239	+0.983	15:15:48.246
5	1:38.990	+0.734	15:17:27.236
6	1:39.897	+1.641	15:19:07.133
7	1:39.440	+1.184	15:20:46.573
8	1:39.047	+0.791	15:22:25.620
9	1:39.132	+0.876	15:24:04.752
10	1:40.333	+2.077	15:25:45.085
11	1:40.373	+2.117	15:27:25.458
12	1:39.426	+1.170	15:29:04.884
13	1:40.628	+2.372	15:30:45.512
14	1:40.818	+2.562	15:32:26.330
15	1:45.028	+6.772	15:34:11.358
16	2:15.503	+37.247	15:36:26.861
17	2:46.078	+1:07.822	15:39:12.939
18	2:35.861	+57.605	15:41:48.800
19	1:41.711	+3.455	15:43:30.511
20	1:41.172	+2.916	15:45:11.683
21	1:39.304	+1.048	15:46:50.987
22	1:39.861	+1.605	15:48:30.848

Lap	Lap Tm	Diff	Time of Day
23	1:39.137	+0.881	15:50:09.985
24	1:42.145	+3.889	15:51:52.130
25	1:42.410	+4.154	15:53:34.540
26	1:40.476	+2.220	15:55:15.016
27	1:40.048	+1.792	15:56:55.064
28	1:41.059	+2.803	15:58:36.123
Best Tm: 1:38.990			
David Russell			
p29	3:30.374	+1:52.118	16:02:06.497
30	2:21.932	+43.676	16:04:28.429
31	2:46.551	+1:08.295	16:07:14.980
32	2:25.670	+47.414	16:09:40.650
33	1:41.154	+2.898	16:11:21.804
34	1:39.434	+1.178	16:13:01.238
35	1:38.696	+0.440	16:14:39.934
36	1:38.684	+0.428	16:16:18.618
37	1:38.256		16:17:56.874
38	1:38.520	+0.264	16:19:35.394
39	1:40.048	+1.792	16:21:15.442
40	1:40.749	+2.493	16:22:56.191
41	1:43.862	+5.606	16:24:40.053
p42	3:06.230	+1:27.974	16:27:46.283
43	2:50.577	+1:12.321	16:30:36.860
44	2:33.594	+55.338	16:33:10.454
45	1:40.684	+2.428	16:34:51.138
46	1:39.908	+1.652	16:36:31.046
47	2:54.197	+1:15.941	16:39:25.243
48	2:52.485	+1:14.229	16:42:17.728
49	2:46.474	+1:08.218	16:45:04.202
50	2:23.192	+44.936	16:47:27.394
51	1:39.532	+1.276	16:49:06.926
52	1:38.900	+0.644	16:50:45.826
p53	1:59.048	+20.792	16:52:44.874
Best Tm: 1:38.256			
Charles Putman			
p54	30:04.717	+28:26.461	17:22:49.591
p55	2:14.158	+35.902	17:25:03.749
56	1:45.080	+6.824	17:26:48.829
57	1:39.986	+1.730	17:28:28.815
58	1:38.954	+0.698	17:30:07.769
59	1:39.590	+1.334	17:31:47.359
60	1:39.440	+1.184	17:33:26.799
61	1:39.571	+1.315	17:35:06.370
62	1:40.327	+2.071	17:36:46.697
63	1:39.255	+0.999	17:38:25.952
64	1:40.488	+2.232	17:40:06.440
65	1:40.484	+2.228	17:41:46.924
Best Tm: 1:38.954			

(41) Potter/ Lally

John Potter			
1	1:44.785	+4.593	15:10:50.773
2	1:41.195	+1.003	15:12:31.968
3	1:40.780	+0.588	15:14:12.748
4	1:40.309	+0.117	15:15:53.057
5	1:40.441	+0.249	15:17:33.498
6	1:42.344	+2.152	15:19:15.842
7	1:40.440	+0.248	15:20:56.282

Lap	Lap Tm	Diff	Time of Day
8	1:40.280	+0.088	15:22:36.562
9	1:40.266	+0.074	15:24:16.828
10	1:40.562	+0.370	15:25:57.390
11	1:40.912	+0.720	15:27:38.302
12	1:41.913	+1.721	15:29:20.215
13	1:41.125	+0.933	15:31:01.340
14	1:40.192		15:32:41.532
15	1:42.255	+2.063	15:34:23.787
p16	2:41.383	+1:01.191	15:37:05.170
17	2:16.750	+36.558	15:39:21.920
18	2:32.837	+52.645	15:41:54.757
19	1:42.548	+2.356	15:43:37.305
20	1:43.589	+3.397	15:45:20.894
21	1:41.588	+1.396	15:47:02.482
22	1:43.818	+3.626	15:48:46.300
23	1:41.031	+0.839	15:50:27.331
24	1:40.937	+0.745	15:52:08.268
25	1:40.888	+0.696	15:53:49.156
26	1:40.818	+0.626	15:55:29.974
27	1:42.249	+2.057	15:57:12.223
28	1:43.460	+3.268	15:58:55.683
Best Tm: 1:40.192			
Andy Lally			
p29	3:27.591	+1:47.399	16:02:23.274
30	2:08.428	+28.236	16:04:31.702
31	2:45.841	+1:05.649	16:07:17.543
32	2:24.729	+44.537	16:09:42.272
p33	42:39.749	+40:59.557	16:52:22.021
34	1:57.853	+17.661	16:54:19.874
35	1:46.850	+6.658	16:56:06.724
36	2:49.317	+1:09.125	16:58:56.041
37	3:01.116	+1:20.924	17:01:57.157
38	2:25.018	+44.828	17:04:22.175
39	1:44.420	+4.226	17:06:06.595
40	1:46.351	+6.159	17:07:52.946
41	1:45.443	+5.251	17:09:38.389
42	1:48.462	+8.270	17:11:26.851
43	1:46.775	+6.583	17:13:13.626
44	1:47.370	+7.178	17:15:00.996
45	1:44.824	+4.632	17:16:45.820
46	1:46.676	+6.484	17:18:32.496
47	1:56.271	+16.079	17:20:28.767
48	2:12.983	+32.791	17:22:41.750
49	1:44.599	+4.407	17:24:26.349
50	1:45.432	+5.240	17:26:11.781
51	1:42.135	+1.943	17:27:53.916
52	1:42.818	+2.626	17:29:36.734
53	1:44.959	+4.767	17:31:21.693
54	1:47.092	+6.900	17:33:08.785
55	1:43.278	+3.086	17:34:52.063
56	1:43.139	+2.947	17:36:35.202
57	1:46.990	+6.798	17:38:22.192
58	1:42.120	+1.928	17:40:04.312
59	1:44.683	+4.491	17:41:48.995
Best Tm: 1:42.120			

(68) Rossberg/ Kozarov

Keith Rossberg			
1	1:41.242	+0.683	15:10:59.462

Timing & Scoring

Race Director

Orbits 4

www.amb-it.com

www.mylaps.com

Licensed to: Grand American Road Racing



PROVISIONAL

Mazda Raceway Laguna Seca

Koni

Mazda Raceway Laguna Seca 2.238 Miles

Grand-Am Koni Race

5/16/2009 03:00 PM

Race (2:30:00 Time) started at 15:09:04

Lap	Lap Tm	Diff	Time of Day
2	1:43.410	+2.851	15:12:42.872
3	1:42.442	+1.883	15:14:25.314
4	1:42.831	+2.272	15:16:08.145
5	1:42.324	+1.765	15:17:50.469
6	1:41.658	+1.099	15:19:32.127
7	1:41.344	+0.785	15:21:13.471
8	1:41.857	+1.298	15:22:55.328
9	1:41.410	+0.851	15:24:36.738
10	1:41.481	+0.922	15:26:18.219
11	1:41.355	+0.796	15:27:59.574
12	1:40.981	+0.422	15:29:40.555
13	1:40.817	+0.258	15:31:21.372
14	1:40.590	+0.031	15:33:01.962
15	1:45.132	+4.573	15:34:47.094
16	1:51.488	+10.929	15:36:38.582
17	2:39.211	+58.652	15:39:17.793
18	2:34.596	+54.037	15:41:52.389
19	1:45.075	+4.516	15:43:37.464
20	1:44.281	+3.722	15:45:21.745
21	1:41.028	+0.469	15:47:02.773
22	1:42.522	+1.963	15:48:45.295
23	1:40.559		15:50:25.854
24	1:41.270	+0.711	15:52:07.124
25	1:41.252	+0.693	15:53:48.376
26	1:40.653	+0.094	15:55:29.029
27	1:42.683	+2.124	15:57:11.712
28	1:47.099	+6.540	15:58:58.811
Best Tm: 1:40.559			

Vesko Kozarov			
p29	3:42.018	+2:01.459	16:02:40.829
30	1:51.902	+11.343	16:04:32.731
31	2:45.569	+1:05.010	16:07:18.300
32	2:24.504	+43.945	16:09:42.804
33	1:42.701	+2.142	16:11:25.505
34	1:42.627	+2.068	16:13:08.132
35	1:40.579	+0.020	16:14:48.711
36	1:42.297	+1.738	16:16:31.008
37	1:41.096	+0.537	16:18:12.104
38	1:41.314	+0.755	16:19:53.418
39	1:42.366	+1.807	16:21:35.784
40	1:40.883	+0.324	16:23:16.667
41	1:42.723	+2.164	16:24:59.390
42	2:32.424	+51.865	16:27:31.814
43	2:59.690	+1:19.131	16:30:31.504
44	2:35.445	+54.886	16:33:06.949
45	1:40.957	+0.398	16:34:47.906
46	1:41.229	+0.670	16:36:29.135
p47	2:57.543	+1:16.984	16:39:26.678
p48	4:12.968	+2:32.409	16:43:39.646
49	1:49.219	+8.660	16:45:28.865
50	2:12.098	+31.539	16:47:40.963
p51	1:50.879	+10.320	16:49:31.842
p52	2:25.893	+45.334	16:51:57.735
53	1:45.840	+5.281	16:53:43.575
54	1:44.277	+3.718	16:55:27.852
55	1:42.248	+1.689	16:57:10.100
56	2:02.981	+22.422	16:59:13.081
57	2:53.439	+1:12.880	17:02:06.520
Best Tm: 1:40.579			

Lap	Lap Tm	Diff	Time of Day
<u>(114) Istook/ Cohen</u>			
Don Istook			
1	1:51.261	+1.267	15:11:36.711
p2	33:30.827	+31:40.833	15:45:07.538
3	1:55.607	+5.613	15:47:03.145
4	1:52.214	+2.220	15:48:55.359
5	1:51.402	+1.408	15:50:46.761
6	1:51.142	+1.148	15:52:37.903
p7	12:42.563	+10:52.569	16:05:20.466
8	2:02.225	+12.231	16:07:22.691
9	2:24.585	+34.591	16:09:47.276
10	1:51.210	+1.216	16:11:38.486
11	1:50.247	+0.253	16:13:28.733
12	1:52.283	+2.289	16:15:21.016
13	1:50.235	+0.241	16:17:11.251
14	1:49.994		16:19:01.245
15	1:51.977	+1.983	16:20:53.222
16	1:51.428	+1.434	16:22:44.650
17	1:51.571	+1.577	16:24:36.221
18	2:52.852	+1:02.858	16:27:29.073
19	1:57.402	+7.408	16:29:26.475
20	1:56.238	+6.244	16:31:22.713
21	2:00.158	+10.164	16:33:22.871
22	1:50.384	+0.390	16:35:13.255
23	1:51.697	+1.703	16:37:04.952
24	2:37.947	+47.953	16:39:42.899
Best Tm: 1:49.994			

Colin Cohen			
p25	8:02.828	+6:12.834	16:47:45.727
26	2:03.941	+13.947	16:49:49.668
27	1:58.764	+8.770	16:51:48.432
28	1:59.770	+9.776	16:53:48.202
29	1:59.599	+9.605	16:55:47.801
30	2:04.405	+14.411	16:57:52.206
31	2:01.546	+11.552	16:59:53.752
32	2:14.002	+24.008	17:02:07.754
33	2:13.893	+23.899	17:04:21.647
34	1:55.643	+5.649	17:06:17.290
35	1:54.681	+4.687	17:08:11.971
36	1:54.568	+4.574	17:10:06.539
37	1:57.042	+7.048	17:12:03.581
38	1:59.998	+10.004	17:14:03.579
39	1:56.727	+6.733	17:16:00.306
40	1:58.645	+8.651	17:17:58.951
p41	5:15.715	+3:25.721	17:23:14.666
42	1:58.203	+8.209	17:25:12.869
43	1:52.115	+2.121	17:27:04.984
44	1:56.031	+6.037	17:29:01.015
Best Tm: 1:52.115			

<u>(18) Johnson/ Ludwig</u>			
Peter Ludwig			
1	1:41.328	+2.956	15:10:46.529
2	1:38.601	+0.229	15:12:25.130
3	1:39.126	+0.754	15:14:04.256
4	1:38.639	+0.267	15:15:42.895
5	1:38.861	+0.489	15:17:21.756
6	1:38.372		15:19:00.128

Lap	Lap Tm	Diff	Time of Day
7	1:38.525	+0.153	15:20:38.653
8	1:39.902	+1.530	15:22:18.555
9	1:40.215	+1.843	15:23:58.770
10	1:39.643	+1.271	15:25:38.413
11	1:38.813	+0.441	15:27:17.226
12	1:40.058	+1.686	15:28:57.284
13	1:38.963	+0.591	15:30:36.247
14	1:39.532	+1.160	15:32:15.779
15	1:41.205	+2.833	15:33:56.984
p16	2:50.080	+1:11.708	15:36:47.064
17	2:32.060	+53.688	15:39:19.124
18	2:34.176	+55.804	15:41:53.300
19	1:42.415	+4.043	15:43:35.715
20	1:39.495	+1.123	15:45:15.210
21	1:40.526	+2.154	15:46:55.736
22	1:38.595	+0.223	15:48:34.331
23	1:39.040	+0.668	15:50:13.371
24	1:39.158	+0.786	15:51:52.529
25	1:41.284	+2.912	15:53:33.813
26	1:40.381	+2.009	15:55:14.194
27	1:39.656	+1.284	15:56:53.850
28	1:41.386	+3.014	15:58:35.236
29	2:37.725	+59.353	16:01:12.961
30	3:02.876	+1:24.504	16:04:15.837
31	2:48.677	+1:10.305	16:07:04.514
32	2:31.078	+52.706	16:09:35.592
33	1:40.926	+2.554	16:11:16.518
34	1:38.751	+0.379	16:12:55.269
35	1:38.652	+0.280	16:14:33.921
36	1:38.904	+0.532	16:16:12.825
37	1:39.715	+1.343	16:17:52.540
38	1:41.516	+3.144	16:19:34.056
39	1:41.118	+2.746	16:21:15.174
40	1:39.950	+1.578	16:22:55.124
41	1:41.441	+3.069	16:24:36.565
Best Tm: 1:38.372			

Billy Johnson			
p42	9:07.603	+7:29.231	16:33:44.168
Best Tm: 9:07.603			

<u>(96) Said / Bell</u>			
Matthew Bell			
1	1:40.359	+2.282	15:10:44.729
2	1:38.360	+0.283	15:12:23.089
3	1:39.204	+1.127	15:14:02.293
4	1:38.242	+0.165	15:15:40.535
5	1:38.126	+0.049	15:17:18.661
6	1:38.292	+0.215	15:18:56.953
7	1:38.313	+0.236	15:20:35.266
8	1:38.328	+0.251	15:22:13.594
9	1:39.554	+1.477	15:23:53.148
10	1:38.348	+0.271	15:25:31.496
11	1:39.112	+1.035	15:27:10.608
12	1:38.621	+0.544	15:28:49.229
13	1:39.625	+1.548	15:30:28.854
14	1:38.691	+0.614	15:32:07.545
15	1:39.882	+1.805	15:33:47.427
16	2:33.755	+55.678	15:36:21.182
17	2:46.507	+1:08.430	15:39:07.689



PROVISIONAL

Mazda Raceway Laguna Seca

Koni

Mazda Raceway Laguna Seca 2.238 Miles

Grand-Am Koni Race

5/16/2009 03:00 PM

Race (2:30:00 Time) started at 15:09:04



Lap	Lap Tm	Diff	Time of Day
18	2:39.102	+1:01.025	15:41:46.791
19	1:40.462	+2.385	15:43:27.253
20	1:38.281	+0.204	15:45:05.534
21	1:38.558	+0.481	15:46:44.092
22	1:38.092	+0.015	15:48:22.184
23	1:38.190	+0.113	15:50:00.374
24	1:38.077		15:51:38.451
25	1:38.339	+0.262	15:53:16.790
26	1:38.387	+0.310	15:54:55.177
27	1:38.256	+0.179	15:56:33.433
28	1:39.647	+1.570	15:58:13.080

Best Tm: 1:38.077

Boris Said

p29	4:04.025	+2:25.948	16:02:17.105
30	2:13.768	+35.691	16:04:30.873
31	2:46.073	+1:07.996	16:07:16.946
32	2:24.867	+46.790	16:09:41.813
33	1:41.568	+3.491	16:11:23.381
34	1:39.716	+1.639	16:13:03.097
35	1:39.104	+1.027	16:14:42.201
36	1:38.469	+0.392	16:16:20.670
37	1:38.629	+0.552	16:17:59.299
38	1:41.202	+3.125	16:19:40.501

Best Tm: 1:38.469

(154) Click / Anthony Jr

Jim Click

1	1:44.342	+3.934	15:10:54.318
2	1:45.184	+4.776	15:12:39.502
3	1:44.083	+3.675	15:14:23.585
4	1:42.256	+1.848	15:16:05.841
5	1:42.055	+1.647	15:17:47.896
6	1:41.630	+1.222	15:19:29.526
7	1:41.311	+0.903	15:21:10.837
8	1:41.899	+1.491	15:22:52.736
9	1:41.427	+1.019	15:24:34.163
10	1:41.581	+1.173	15:26:15.744
11	1:41.078	+0.670	15:27:56.822
12	1:40.829	+0.421	15:29:37.651
13	1:41.439	+1.031	15:31:19.090
14	1:40.661	+0.253	15:32:59.751
15	1:47.080	+6.672	15:34:46.831
16	1:50.938	+10.530	15:36:37.769
17	2:39.194	+58.786	15:39:16.963
18	2:35.018	+54.610	15:41:51.981
19	1:44.849	+4.441	15:43:36.830
20	1:41.840	+1.432	15:45:18.670
21	1:40.457	+0.049	15:46:59.127
22	1:40.991	+0.583	15:48:40.118
23	1:40.408		15:50:20.526
24	1:40.770	+0.362	15:52:01.296
25	1:41.145	+0.737	15:53:42.441
26	1:41.376	+0.968	15:55:23.817

Best Tm: 1:40.408

(138) / Schmidt / Danyliw

Andrew Danyliw

1	1:48.572	+4.324	15:11:29.317
---	----------	--------	--------------

Lap	Lap Tm	Diff	Time of Day
2	1:44.404	+0.156	15:13:13.721
3	1:44.874	+0.626	15:14:58.595
4	1:44.848	+0.600	15:16:43.443
5	1:44.818	+0.570	15:18:28.261
6	1:45.584	+1.336	15:20:13.845
7	1:44.505	+0.257	15:21:58.350
8	1:44.581	+0.333	15:23:42.931
9	1:45.739	+1.491	15:25:28.670
10	1:46.359	+2.111	15:27:15.029
11	1:46.907	+2.659	15:29:01.936
12	1:46.503	+2.255	15:30:48.439
13	1:45.396	+1.148	15:32:33.835
14	1:48.105	+3.857	15:34:21.940
15	2:02.153	+17.905	15:36:24.093
16	1:50.225	+5.977	15:38:14.318
17	1:47.465	+3.217	15:40:01.783
18	1:59.288	+15.040	15:42:01.071
19	1:45.662	+1.414	15:43:46.733
20	1:44.939	+0.691	15:45:31.672
21	1:44.329	+0.081	15:47:16.001
22	1:44.248		15:49:00.249
23	1:44.705	+0.457	15:50:44.954
24	1:45.888	+1.640	15:52:30.842
25	1:44.986	+0.738	15:54:15.828

Best Tm: 1:44.248

(47) Mattioli / Igdalsky

Chase Mattioli

1	1:45.565	+5.056	15:10:52.541
2	1:45.461	+4.952	15:12:38.002
3	1:42.335	+1.826	15:14:20.337
4	1:41.643	+1.134	15:16:01.980
5	1:41.794	+1.285	15:17:43.774
6	1:42.130	+1.621	15:19:25.904
7	1:41.256	+0.747	15:21:07.160
8	1:40.953	+0.444	15:22:48.113
9	1:41.121	+0.612	15:24:29.234
10	1:41.044	+0.535	15:26:10.278
11	1:41.348	+0.839	15:27:51.626
12	1:40.921	+0.412	15:29:32.547
13	1:41.171	+0.662	15:31:13.718
14	1:42.622	+2.113	15:32:56.340
15	1:47.113	+6.604	15:34:43.453
16	1:47.230	+6.721	15:36:30.683
17	2:44.726	+1:04.217	15:39:15.409
18	2:34.861	+54.352	15:41:50.270
19	1:41.888	+1.379	15:43:32.158
20	1:40.509		15:45:12.667
21	1:43.914	+3.405	15:46:56.581
22	1:58.712	+18.203	15:48:55.293
23	1:41.654	+1.145	15:50:36.947
24	1:41.004	+0.495	15:52:17.951

Best Tm: 1:40.509

(28) Jenkins / Segal

Jeff Segal

1	1:41.354	+2.900	15:10:46.008
2	1:38.821	+0.367	15:12:24.829
3	1:38.971	+0.517	15:14:03.800

Lap	Lap Tm	Diff	Time of Day
4	1:38.725	+0.271	15:15:42.525
5	1:38.707	+0.253	15:17:21.232
6	1:38.549	+0.095	15:18:59.781
7	1:38.454		15:20:38.235
8	1:40.098	+1.644	15:22:18.333
9	1:39.821	+1.367	15:23:58.154
10	1:39.933	+1.479	15:25:38.087
11	1:38.744	+0.290	15:27:16.831
12	1:39.574	+1.120	15:28:56.405
13	1:39.246	+0.792	15:30:35.651
14	1:39.649	+1.195	15:32:15.300
15	1:40.172	+1.718	15:33:55.472
p16	2:50.368	+1:11.914	15:36:45.840
17	2:32.636	+54.182	15:39:18.476
18	2:34.244	+55.790	15:41:52.720
19	1:40.840	+2.386	15:43:33.560
20	1:39.362	+0.908	15:45:12.922
21	1:39.270	+0.816	15:46:52.192
22	1:39.000	+0.546	15:48:31.192
23	1:39.068	+0.614	15:50:10.260

Best Tm: 1:38.454

Steve Jenkins

p24	20:27.206	+18:48.752	16:10:37.466
-----	-----------	------------	--------------

Best Tm: 20:27.206

(97) Gleason / Marks

Chris Gleason

1	1:45.624	+5.593	15:10:51.086
p2	1:05:48.641	-1:04:08.610	16:16:39.727
p3	2:31.817	+51.786	16:19:11.544
4	1:46.521	+6.490	16:20:58.065
5	1:40.031		16:22:38.096
6	1:40.560	+0.529	16:24:18.656
7	1:51.593	+11.562	16:26:10.249
8	1:41.147	+1.116	16:27:51.396
9	2:50.983	+1:10.952	16:30:42.379
10	2:31.336	+51.305	16:33:13.715
11	1:47.554	+7.523	16:35:01.269
12	1:49.080	+9.049	16:36:50.349
13	2:50.444	+1:10.413	16:39:40.793
14	2:52.120	+1:12.089	16:42:32.913
15	2:48.199	+1:08.168	16:45:21.112

Best Tm: 1:40.031

(128) Borders / Kennedy

Beau Borders

1	1:45.652	+2.184	15:11:24.937
2	1:44.853	+1.385	15:13:09.790
3	1:43.907	+0.439	15:14:53.697
4	1:44.349	+0.881	15:16:38.046
5	1:44.047	+0.579	15:18:22.093
6	1:43.468		15:20:05.561
7	1:43.989	+0.521	15:21:49.550
8	1:44.163	+0.695	15:23:33.713
9	1:44.600	+1.132	15:25:18.313
10	1:44.549	+1.081	15:27:02.862
11	1:44.164	+0.696	15:28:47.026
12	1:45.496	+2.028	15:30:32.522

Timing & Scoring

Race Director

Orbits 4

www.amb-it.com

www.mylaps.com

Licensed to: Grand American Road Racing



PROVISIONAL

Mazda Raceway Laguna Seca

Koni

Mazda Raceway Laguna Seca 2.238 Miles

Grand-Am Koni Race

5/16/2009 03:00 PM

Race (2:30:00 Time) started at 15:09:04

Lap	Lap Tm	Diff	Time of Day
13	1:45.306	+1.838	15:32:17.828
Best Tm: 1:43.468			

Lap	Lap Tm	Diff	Time of Day
-----	--------	------	-------------

Lap	Lap Tm	Diff	Time of Day
-----	--------	------	-------------

Timing & Scoring

Race Director

Orbits 4

www.amb-it.com

www.mylaps.com

Licensed to: Grand American Road Racing