



PROVISIONAL

Virginia Int'l Raceway

Rolex Virginia International Raceway 3.270 Miles

Grand-Am Rolex Race 4/24/2010 12:00 PM

Race (2:45:00 Time) started at 12:06:02

Lap	Lap Tm	Diff	Time of Day	Lap	Lap Tm	Diff	Time of Day	Lap	Lap Tm	Diff	Time of Day
(01) Pruett/ Rojas											
Memo Rojas											
1	1:48.134	+5.218	12:07:50.607	p56	4:43.079	+3:00.163	13:48:34.574	25	1:58.736	+14.857	12:51:29.026
2	1:45.154	+2.238	12:09:35.761	57	3:17.487	+1:34.571	13:51:52.061	26	1:48.340	+4.461	12:53:17.366
3	1:44.776	+1.860	12:11:20.537	58	3:33.820	+1:50.904	13:55:25.881	27	1:46.210	+2.331	12:55:03.576
4	1:45.201	+2.285	12:13:05.738	59	1:46.949	+4.033	13:57:12.830	28	1:44.662	+0.783	12:56:48.238
5	1:44.764	+1.848	12:14:50.502	60	1:43.622	+0.706	13:58:56.452	29	1:44.123	+0.244	12:58:32.361
6	1:48.032	+5.116	12:16:38.534	61	1:45.817	+2.901	14:00:42.269	30	1:45.380	+1.501	13:00:17.741
7	1:48.237	+5.321	12:18:26.771	62	1:43.700	+0.784	14:02:25.969	31	1:46.365	+2.486	13:02:04.106
8	1:49.480	+6.564	12:20:16.251	63	1:43.751	+0.835	14:04:09.720	32	1:48.397	+4.518	13:03:52.503
9	1:47.274	+4.358	12:22:03.525	64	1:42.916		14:05:52.636	33	1:47.122	+3.243	13:05:39.625
10	1:46.237	+3.321	12:23:49.762	65	1:43.951	+1.035	14:07:36.587	34	1:45.500	+1.621	13:07:25.125
11	1:45.872	+2.956	12:25:35.634	66	1:45.387	+2.471	14:09:21.974	35	1:46.108	+2.229	13:09:11.233
12	1:44.825	+1.909	12:27:20.459	67	1:44.119	+1.203	14:11:06.093	36	1:45.090	+1.121	13:10:56.323
13	1:44.134	+1.218	12:29:04.593	68	1:45.125	+2.209	14:12:51.218	37	1:44.582	+0.703	13:12:40.905
14	1:44.308	+1.392	12:30:48.901	69	1:45.943	+3.027	14:14:37.161	38	1:45.720	+1.841	13:14:26.625
15	1:44.632	+1.716	12:32:33.533	70	1:47.734	+4.818	14:16:24.895	39	1:47.191	+3.312	13:16:13.816
16	1:46.211	+3.295	12:34:19.744	71	1:44.950	+2.034	14:18:09.845	40	1:46.205	+2.326	13:18:00.021
17	1:45.950	+3.034	12:36:05.694	72	1:45.833	+2.917	14:19:55.678	41	1:45.169	+1.290	13:19:45.190
18	1:48.094	+5.178	12:37:53.788	73	2:44.663	+1:01.747	14:22:40.341	42	1:45.079	+1.200	13:21:30.269
19	1:49.168	+6.252	12:39:42.956	74	4:11.982	+2:29.066	14:26:52.323	43	1:44.834	+0.955	13:23:15.103
20	1:46.071	+3.155	12:41:29.027	75	3:30.268	+1:47.352	14:30:22.591	44	1:45.993	+2.114	13:25:01.096
21	1:44.439	+1.523	12:43:13.466	76	3:09.520	+1:26.604	14:33:32.111	45	1:46.644	+2.765	13:26:47.740
22	1:44.347	+1.431	12:44:57.813	77	3:11.517	+1:28.601	14:36:43.628	46	1:44.550	+0.671	13:28:32.290
	Best Tm: 1:44.134			78	3:32.426	+1:49.510	14:40:16.054	47	1:45.579	+1.700	13:30:17.869
	Scott Pruett			79	3:08.596	+1:25.680	14:43:24.650	48	1:45.487	+1.608	13:32:03.356
p23	2:27.677	+44.761	12:47:25.490	80	1:46.255	+3.339	14:45:10.905	49	1:45.681	+1.802	13:33:49.037
24	1:58.151	+15.235	12:49:23.641	81	1:44.285	+1.369	14:46:55.190	50	1:45.635	+1.755	13:35:34.672
25	1:46.175	+3.259	12:51:09.816	82	1:44.640	+1.724	14:48:39.830	51	1:44.534	+0.656	13:37:19.206
26	1:45.325	+2.409	12:52:55.141	83	1:44.503	+1.587	14:50:24.333	52	1:45.222	+1.343	13:39:04.428
27	1:44.150	+1.234	12:54:39.291	84	1:45.911	+2.995	14:52:10.244	53	1:46.123	+2.244	13:40:50.551
	(61) Frisselle/ Wilkins				Best Tm: 1:42.916			54	1:46.965	+3.086	13:42:37.516
	Mark Wilkins							55	1:51.512	+7.633	13:44:29.028
1	1:48.868	+4.989	12:07:51.524					p56	4:03.127	+2:19.248	13:48:32.155
2	1:45.161	+1.282	12:09:36.685					57	3:17.987	+1:34.108	13:51:50.142
3	1:44.937	+1.058	12:11:21.622					58	3:35.451	+1:51.572	13:55:25.593
4	1:45.143	+1.264	12:13:06.765					59	1:46.562	+2.683	13:57:12.155
5	1:45.067	+1.188	12:14:51.832					60	1:44.017	+0.138	13:58:56.172
6	1:47.006	+3.127	12:16:38.838					61	1:45.767	+1.888	14:00:41.939
7	1:49.211	+5.332	12:18:28.049					62	1:43.879		14:02:25.818
8	1:49.756	+5.877	12:20:17.805					63	1:44.708	+0.829	14:04:10.526
9	1:46.837	+2.958	12:22:04.642					64	1:44.216	+0.337	14:05:54.742
10	1:46.414	+2.535	12:23:51.056					65	1:43.965	+0.086	14:07:38.707
11	1:45.582	+1.703	12:25:36.638					66	1:44.698	+0.819	14:09:23.405
12	1:45.349	+1.470	12:27:21.987					67	1:44.307	+0.428	14:11:07.712
13	1:45.105	+1.226	12:29:07.092					68	1:44.748	+0.869	14:12:52.460
14	1:45.104	+1.225	12:30:52.196					69	1:45.042	+1.163	14:14:37.502
15	1:45.215	+1.336	12:32:37.411					70	1:48.524	+4.645	14:16:26.026
16	1:45.843	+1.964	12:34:23.254					71	1:45.003	+1.124	14:18:11.029
17	1:46.436	+2.557	12:36:09.690					72	1:45.756	+1.877	14:19:56.785
18	1:47.191	+3.312	12:37:56.881					73	2:45.906	+1:02.027	14:22:42.691
19	1:48.821	+4.942	12:39:45.702					74	4:10.572	+2:26.693	14:26:53.263
20	1:45.886	+2.007	12:41:31.588					75	3:31.322	+1:47.443	14:30:24.585
21	1:50.157	+6.278	12:43:21.745					76	3:07.716	+1:23.837	14:33:32.301
22	1:45.810	+1.931	12:45:07.555					77	3:12.587	+1:28.708	14:36:44.888
23	1:45.876	+1.997	12:46:53.431					78	3:32.164	+1:48.285	14:40:17.052
	Best Tm: 1:44.937							79	3:07.765	+1:23.886	14:43:24.817
	Burt Frisselle							80	1:46.427	+2.548	14:45:11.244
p24	2:36.859	+52.980	12:49:30.290					81	1:44.335	+0.456	14:46:55.579
								82	1:44.595	+0.716	14:48:40.174
								83	1:44.657	+0.778	14:50:24.831
								84	1:45.706	+1.827	14:52:10.537
									Best Tm: 1:43.879		

Timing & Scoring

Race Director

Orbits 4

www.amb-it.com

www.mylaps.com

Licensed to: Grand American Road Racing



PROVISIONAL

Virginia Int'l Raceway

Rolex Virginia International Raceway 3.270 Miles

Grand-Am Rolex Race 4/24/2010 12:00 PM

Race (2:45:00 Time) started at 12:06:02

Lap	Lap Tm	Diff	Time of Day
(10) Angelelli/ Taylor			
Ricky Taylor			
1	1:49.653	+6.128	12:07:52.730
2	1:45.743	+2.218	12:09:38.473
3	1:45.468	+1.943	12:11:23.941
4	1:46.504	+2.979	12:13:10.445
5	1:45.195	+1.670	12:14:55.640
6	1:46.299	+2.774	12:16:41.939
7	1:48.884	+5.359	12:18:30.823
8	1:50.770	+7.245	12:20:21.593
9	1:49.274	+5.749	12:22:10.867
10	1:47.773	+4.248	12:23:58.640
11	1:45.992	+2.467	12:25:44.632
12	1:46.528	+3.003	12:27:31.160
13	1:44.762	+1.237	12:29:15.922
14	1:44.898	+1.373	12:31:00.820
15	1:45.134	+1.609	12:32:45.954
16	1:46.204	+2.679	12:34:32.158
17	1:48.139	+4.614	12:36:20.297
18	1:47.643	+4.118	12:38:07.940
19	1:45.953	+2.428	12:39:53.893
20	1:47.199	+3.674	12:41:41.092
21	1:46.371	+2.846	12:43:27.463
22	1:48.316	+4.791	12:45:15.779
23	1:45.741	+2.216	12:47:01.520

Best Tm: 1:44.762

Lap	Lap Tm	Diff	Time of Day
Max Angelelli			
p24	2:27.856	+44.331	12:49:29.376
25	1:59.497	+15.972	12:51:28.873
26	1:49.675	+6.150	12:53:18.548
27	1:46.554	+3.029	12:55:05.102
28	1:44.939	+1.414	12:56:50.041
29	1:44.111	+0.586	12:58:34.152
30	1:45.833	+2.308	13:00:19.985
31	1:46.477	+2.952	13:02:06.462
32	1:47.089	+3.564	13:03:53.551
33	1:46.629	+3.104	13:05:40.180
34	1:45.119	+1.594	13:07:25.299
35	1:49.396	+5.871	13:09:14.695
36	1:45.326	+1.801	13:11:00.021
37	1:44.587	+1.062	13:12:44.608
38	1:45.026	+1.501	13:14:29.634
39	1:45.527	+2.002	13:16:15.161
40	1:45.760	+2.235	13:18:00.921
41	1:45.797	+2.272	13:19:46.718
42	1:45.928	+2.403	13:21:32.646
43	1:44.758	+1.233	13:23:17.404
44	1:45.918	+2.393	13:25:03.322
45	1:45.956	+2.431	13:26:49.278
46	1:47.439	+3.914	13:28:36.717
47	1:44.468	+0.943	13:30:21.185
48	1:47.168	+3.643	13:32:08.353
49	1:44.719	+1.194	13:33:53.072
50	1:47.284	+3.759	13:35:40.356
51	1:44.658	+1.133	13:37:25.014
52	1:45.011	+1.486	13:39:10.025
53	1:44.539	+1.014	13:40:54.564
54	1:45.554	+2.029	13:42:40.118

Lap	Lap Tm	Diff	Time of Day
55	1:49.290	+5.765	13:44:29.408
p56	4:05.865	+2:22.340	13:48:35.273
57	3:17.201	+1:33.676	13:51:52.474
58	3:33.772	+1:50.247	13:55:26.246
59	1:47.240	+3.715	13:57:13.486
60	1:43.696	+0.171	13:58:57.182
61	1:47.944	+4.419	14:00:45.126
62	1:43.836	+0.311	14:02:28.962
63	1:43.525		14:04:12.487
64	1:43.751	+0.226	14:05:56.238
65	1:43.931	+0.406	14:07:40.169
66	1:44.007	+0.482	14:09:24.176
67	1:44.352	+0.827	14:11:08.528
68	1:46.756	+3.231	14:12:55.284
69	1:44.610	+1.085	14:14:39.894
70	1:47.355	+3.830	14:16:27.249
71	1:45.496	+1.971	14:18:12.745
72	1:46.301	+2.776	14:19:59.046
73	2:44.742	+1:01.217	14:22:43.788
74	4:10.279	+2:26.754	14:26:54.067
75	3:31.519	+1:47.994	14:30:25.586
76	3:06.913	+1:23.388	14:33:32.499
77	3:13.185	+1:29.660	14:36:45.684
78	3:32.078	+1:48.553	14:40:17.762
79	3:07.380	+1:23.855	14:43:25.142
80	1:46.687	+3.162	14:45:11.829
81	1:44.431	+0.906	14:46:56.260
82	1:44.585	+1.060	14:48:40.845
83	1:44.362	+0.837	14:50:25.207
84	1:45.680	+2.155	14:52:10.887

Best Tm: 1:43.525

(59) Law/ Donohue

Lap	Lap Tm	Diff	Time of Day
Darren Law			
1	1:50.449	+6.268	12:07:53.810
2	1:46.102	+1.921	12:09:39.912
3	1:45.063	+0.882	12:11:24.975
4	1:46.771	+2.590	12:13:11.746
5	1:45.334	+1.153	12:14:57.080
6	1:47.676	+3.495	12:16:44.756
7	1:48.039	+3.858	12:18:32.795
8	1:51.175	+6.994	12:20:23.970
9	1:48.841	+4.660	12:22:12.811
10	1:46.954	+2.773	12:23:59.765
11	1:45.364	+1.183	12:25:45.129
12	1:47.074	+2.893	12:27:32.203
13	1:45.112	+0.931	12:29:17.315
14	1:45.298	+1.117	12:31:02.613
15	1:44.918	+0.737	12:32:47.531
16	1:45.801	+1.620	12:34:33.332
17	1:47.397	+3.216	12:36:20.729
18	1:47.363	+3.182	12:38:08.092
19	1:46.111	+1.930	12:39:54.203
20	1:49.664	+5.483	12:41:43.867
21	1:47.707	+3.526	12:43:31.574
22	1:45.337	+1.156	12:45:16.911
23	1:45.157	+0.976	12:47:02.068
24	1:45.493	+1.312	12:48:47.561
p25	2:29.281	+45.100	12:51:16.842
26	1:56.766	+12.585	12:53:13.608

Lap	Lap Tm	Diff	Time of Day
27	1:45.760	+1.579	12:54:59.368
28	1:44.893	+0.712	12:56:44.261
29	1:44.526	+0.345	12:58:28.787
30	1:47.422	+3.241	13:00:16.209
31	1:45.223	+1.042	13:02:01.432
32	1:46.017	+1.836	13:03:47.449
33	1:45.202	+1.021	13:05:32.651
34	1:45.775	+1.594	13:07:18.426
35	1:45.134	+0.953	13:09:03.560
36	1:45.048	+0.867	13:10:48.608
37	1:44.728	+0.547	13:12:33.336
38	1:46.141	+1.960	13:14:19.477
39	1:46.058	+1.877	13:16:05.535
40	1:45.050	+0.869	13:17:50.585
41	1:46.143	+1.962	13:19:36.728
42	1:44.861	+0.680	13:21:21.589
43	1:46.339	+2.158	13:23:07.928
44	1:47.092	+2.911	13:24:55.020
45	1:44.658	+0.477	13:26:39.678
46	1:45.802	+1.621	13:28:25.480
47	1:45.084	+0.903	13:30:10.564
48	1:45.533	+1.352	13:31:56.097
49	1:46.152	+1.971	13:33:42.249
50	1:45.003	+0.822	13:35:27.252
51	1:45.364	+1.183	13:37:12.616
52	1:45.462	+1.281	13:38:58.078
53	1:45.511	+1.330	13:40:43.589
54	1:45.215	+1.034	13:42:28.804
55	1:48.999	+4.818	13:44:17.803

Best Tm: 1:44.526

Lap	Lap Tm	Diff	Time of Day
David Donohue			
p56	4:19.127	+2:34.946	13:48:36.930
57	3:16.657	+1:32.476	13:51:53.587
58	3:33.136	+1:48.955	13:55:26.723
59	1:47.938	+3.757	13:57:14.661
60	1:45.004	+0.823	13:58:59.665
61	1:45.557	+1.376	14:00:45.222
62	1:44.647	+0.466	14:02:29.869
63	1:44.181		14:04:14.050
64	1:44.356	+0.175	14:05:58.406
65	1:44.345	+0.164	14:07:42.751
66	1:44.251	+0.070	14:09:27.002
67	1:45.529	+1.348	14:11:12.531
68	1:44.505	+0.324	14:12:57.036
69	1:44.483	+0.302	14:14:41.519
70	1:48.570	+4.389	14:16:30.089
71	1:46.955	+2.774	14:18:17.044
72	1:45.435	+1.254	14:20:02.479
73	2:42.635	+58.454	14:22:45.114
74	4:09.922	+2:25.741	14:26:55.036
75	3:31.596	+1:47.415	14:30:26.632
76	3:06.035	+1:21.854	14:33:32.667
77	3:13.926	+1:29.745	14:36:46.593
78	3:31.923	+1:47.742	14:40:18.516
79	3:06.874	+1:22.693	14:43:25.390
80	1:47.306	+3.125	14:45:12.696
81	1:44.695	+0.514	14:46:57.391
82	1:44.473	+0.292	14:48:41.864
83	1:44.826	+0.645	14:50:26.690
84	1:44.787	+0.606	14:52:11.477

Timing & Scoring

Race Director

Orbits 4

www.amb-it.com

www.mylaps.com

Licensed to: Grand American Road Racing



PROVISIONAL

Virginia Int'l Raceway

Rolex Virginia International Raceway 3.270 Miles

Grand-Am Rolex Race 4/24/2010 12:00 PM

Race (2:45:00 Time) started at 12:06:02



Lap	Lap Tm	Diff	Time of Day
Best Tm: 1:44.181			
(99) Fogarty/ Gurney			
Jon Fogarty			
1	1:48.097	+3.862	12:07:50.956
2	1:45.151	+0.916	12:09:36.107
3	1:44.986	+0.751	12:11:21.093
4	1:45.276	+1.041	12:13:06.369
5	1:44.750	+0.515	12:14:51.119
6	1:47.550	+3.315	12:16:38.669
7	1:48.254	+4.019	12:18:26.923
8	1:49.853	+5.618	12:20:16.776
9	1:47.220	+2.985	12:22:03.996
10	1:46.091	+1.856	12:23:50.087
11	1:45.725	+1.490	12:25:35.812
12	1:45.027	+0.792	12:27:20.839
13	1:44.406	+0.171	12:29:05.245
14	1:44.615	+0.380	12:30:49.860
15	1:45.711	+1.476	12:32:35.571
16	1:45.881	+1.646	12:34:21.452
17	1:46.961	+2.726	12:36:08.413
18	1:45.565	+1.330	12:37:53.978
19	1:49.247	+5.012	12:39:43.225
20	1:46.415	+2.180	12:41:29.640
21	1:45.195	+0.960	12:43:14.835
22	1:45.482	+1.247	12:45:00.317
p23	1:57.486	+13.251	12:46:57.803
Best Tm: 1:44.406			
Alex Gurney			
24	2:29.675	+45.440	12:49:27.478
25	1:46.958	+2.723	12:51:14.436
26	1:45.252	+1.017	12:52:59.688
27	1:44.463	+0.228	12:54:44.151
28	1:46.035	+1.800	12:56:30.186
29	1:46.491	+2.256	12:58:16.677
30	1:44.728	+0.493	13:00:01.405
31	1:46.289	+2.054	13:01:47.694
32	1:45.506	+1.271	13:03:33.200
33	1:46.279	+2.044	13:05:19.479
34	1:44.708	+0.473	13:07:04.187
35	1:44.755	+0.520	13:08:48.942
36	1:45.821	+1.586	13:10:34.763
37	1:45.877	+1.642	13:12:20.640
38	1:47.721	+3.486	13:14:08.361
39	1:45.174	+0.939	13:15:53.535
40	1:45.809	+1.574	13:17:39.344
41	1:45.083	+0.848	13:19:24.427
42	1:45.654	+1.419	13:21:10.081
43	1:47.839	+3.604	13:22:57.920
44	1:45.173	+0.938	13:24:43.093
45	1:44.647	+0.412	13:26:27.740
46	1:44.628	+0.393	13:28:12.368
47	1:46.772	+2.537	13:29:59.140
48	1:46.225	+1.990	13:31:45.365
49	1:44.687	+0.452	13:33:30.052
50	1:46.010	+1.775	13:35:16.062
51	1:44.499	+0.264	13:37:00.561
52	1:45.667	+1.432	13:38:46.228
53	1:44.726	+0.491	13:40:30.954

Lap	Lap Tm	Diff	Time of Day
54	1:44.682	+0.447	13:42:15.636
55	1:48.304	+4.069	13:44:03.940
p56	3:55.640	+2:11.405	13:47:59.580
57	3:55.491	+2:11.256	13:51:55.071
58	3:31.969	+1:47.734	13:55:27.040
59	1:47.830	+3.595	13:57:14.870
60	1:45.101	+0.866	13:58:59.971
61	1:45.887	+1.652	14:00:45.858
62	1:44.574	+0.339	14:02:30.432
63	1:44.235		14:04:14.667
64	1:44.355	+0.120	14:05:59.022
65	1:44.456	+0.221	14:07:43.478
66	1:44.441	+0.206	14:09:27.919
67	1:45.275	+1.040	14:11:13.194
68	1:45.617	+1.382	14:12:58.811
69	1:45.151	+0.916	14:14:43.962
70	1:46.243	+2.008	14:16:30.205
71	1:47.114	+2.879	14:18:17.319
72	1:45.987	+1.752	14:20:03.306
73	2:42.632	+58.397	14:22:45.938
74	4:09.704	+2:25.469	14:26:55.642
75	3:32.676	+1:48.441	14:30:28.318
76	3:04.659	+1:20.424	14:33:32.977
77	3:15.322	+1:31.087	14:36:48.299
78	3:31.168	+1:46.933	14:40:19.467
79	3:06.112	+1:21.877	14:43:25.579
80	1:49.804	+5.569	14:45:15.383
81	1:46.618	+2.383	14:47:02.001
82	1:45.949	+1.714	14:48:47.950
83	1:45.430	+1.195	14:50:33.380
84	1:45.305	+1.070	14:52:18.685
Best Tm: 1:44.235			
(8) Forest/ Dalziel			
Mike Forest			
1	1:52.696	+8.520	12:07:56.836
2	1:48.438	+4.262	12:09:45.274
3	1:47.545	+3.369	12:11:32.819
4	1:46.725	+2.549	12:13:19.544
5	1:48.562	+4.386	12:15:08.106
6	1:46.922	+2.746	12:16:55.028
7	1:48.913	+4.737	12:18:43.941
8	1:47.250	+3.074	12:20:31.191
9	1:50.549	+6.373	12:22:21.740
10	1:49.399	+5.223	12:24:11.139
11	1:46.745	+2.569	12:25:57.884
12	1:46.720	+2.544	12:27:44.604
13	1:47.534	+3.358	12:29:32.138
14	1:47.208	+3.032	12:31:19.346
15	1:46.850	+2.674	12:33:06.196
16	1:46.187	+2.011	12:34:52.383
17	1:46.843	+2.667	12:36:39.226
18	1:47.624	+3.448	12:38:26.850
19	1:47.018	+2.842	12:40:13.868
20	1:47.699	+3.523	12:42:01.567
21	1:46.679	+2.503	12:43:48.246
22	1:49.887	+5.711	12:45:38.133
23	1:49.665	+5.489	12:47:27.798
Best Tm: 1:46.187			

Lap	Lap Tm	Diff	Time of Day
Ryan Dalziel			
p24	2:29.814	+45.638	12:49:57.612
25	1:57.014	+12.838	12:51:54.626
26	1:48.858	+4.682	12:53:43.484
27	1:47.603	+3.427	12:55:31.087
28	1:46.379	+2.203	12:57:17.466
29	1:46.147	+1.971	12:59:03.613
30	1:45.827	+1.651	13:00:49.440
31	1:45.733	+1.557	13:02:35.173
32	1:45.213	+1.037	13:04:20.386
33	1:45.609	+1.433	13:06:05.995
34	1:46.903	+2.727	13:07:52.898
35	1:48.652	+4.476	13:09:41.550
36	1:45.886	+1.710	13:11:27.436
37	1:45.416	+1.240	13:13:12.852
38	1:45.634	+1.458	13:14:58.486
39	1:46.506	+2.330	13:16:44.992
40	1:45.166	+0.990	13:18:30.158
41	1:48.719	+4.543	13:20:18.877
42	1:45.458	+1.282	13:22:04.335
43	1:45.725	+1.549	13:23:50.060
44	1:46.046	+1.870	13:25:36.106
45	1:46.098	+1.922	13:27:22.204
46	1:44.875	+0.699	13:29:07.079
47	1:44.660	+0.484	13:30:51.739
48	1:44.670	+0.494	13:32:36.409
49	1:45.753	+1.577	13:34:22.162
50	1:45.842	+1.666	13:36:08.004
51	1:45.562	+1.386	13:37:53.566
52	1:45.965	+1.789	13:39:39.531
53	1:46.099	+1.923	13:41:25.630
54	1:45.603	+1.427	13:43:11.233
55	1:48.113	+3.937	13:44:59.346
p56	3:41.489	+1:57.313	13:48:40.835
57	1:32.559	+1:32.383	13:51:57.394
58	3:30.044	+1:45.868	13:55:27.438
59	1:47.983	+3.807	13:57:15.421
60	1:45.171	+0.995	13:59:00.592
61	1:46.529	+2.353	14:00:47.121
62	1:45.375	+1.199	14:02:32.496
63	1:44.815	+0.639	14:04:17.311
64	1:44.176		14:06:01.487
65	1:44.655	+0.479	14:07:46.142
66	1:44.412	+0.236	14:09:30.554
67	1:44.937	+0.761	14:11:15.491
68	1:44.885	+0.709	14:13:00.376
69	1:45.897	+1.721	14:14:46.273
70	1:46.227	+2.051	14:16:32.500
71	1:49.155	+4.979	14:18:21.655
72	1:45.340	+1.164	14:20:06.995
73	2:41.503	+57.327	14:22:48.498
74	4:08.544	+2:24.368	14:26:57.042
75	3:32.450	+1:48.274	14:30:29.492
76	3:03.664	+1:19.488	14:33:33.156
77	3:15.946	+1:31.770	14:36:49.102
78	3:30.936	+1:46.760	14:40:20.038
79	3:05.729	+1:21.553	14:43:25.767
80	1:49.819	+5.643	14:45:15.586
81	1:46.799	+2.623	14:47:02.385
82	1:45.919	+1.743	14:48:48.304
83	1:45.539	+1.363	14:50:33.843



PROVISIONAL

Virginia Int'l Raceway

Rolex Virginia International Raceway 3.270 Miles

Grand-Am Rolex Race 4/24/2010 12:00 PM

Race (2:45:00 Time) started at 12:06:02

Lap	Lap Tm	Diff	Time of Day
84	1:45.334	+1.158	14:52:19.177
Best Tm: 1:44.176			
(6) Valiante / Frisselle			
Brian Frisselle			
1	1:49.338	+4.576	12:07:52.203
2	1:45.855	+1.093	12:09:38.058
3	1:45.073	+0.311	12:11:23.131
4	1:45.377	+0.615	12:13:08.508
5	1:45.122	+0.360	12:14:53.630
6	1:47.451	+2.689	12:16:41.081
7	1:49.165	+4.403	12:18:30.246
8	1:49.572	+4.810	12:20:19.818
9	1:48.980	+4.218	12:22:08.798
10	1:46.385	+1.623	12:23:55.183
11	1:45.697	+0.935	12:25:40.880
12	1:45.852	+1.090	12:27:26.732
13	1:45.361	+0.599	12:29:12.093
14	1:45.059	+0.297	12:30:57.152
15	1:45.616	+0.854	12:32:42.768
16	1:45.774	+1.012	12:34:28.542
17	1:51.108	+6.346	12:36:19.650
p18	2:19.130	+34.368	12:38:38.780
19	2:34.327	+49.565	12:41:13.107
20	1:47.148	+2.386	12:43:00.255
21	1:46.133	+1.371	12:44:46.388
22	1:45.769	+1.007	12:46:32.157
23	1:46.366	+1.604	12:48:18.523
24	1:46.812	+2.050	12:50:05.335
25	1:49.405	+4.643	12:51:54.740
26	1:46.928	+2.166	12:53:41.668
27	1:45.843	+1.081	12:55:27.511
28	1:45.217	+0.455	12:57:12.728
29	1:45.239	+0.477	12:58:57.967
30	1:46.925	+2.163	13:00:44.892
31	1:45.285	+0.523	13:02:30.177
32	1:44.988	+0.226	13:04:15.165
33	1:46.628	+1.866	13:06:01.793
34	1:46.737	+1.975	13:07:48.530
35	1:47.903	+3.141	13:09:36.433
36	1:45.093	+0.331	13:11:21.526
37	1:46.115	+1.353	13:13:07.641
38	1:45.461	+0.699	13:14:53.102
39	1:45.248	+0.486	13:16:38.350
40	1:45.233	+0.471	13:18:23.583
41	1:47.338	+2.576	13:20:10.921
42	1:45.662	+0.900	13:21:56.583
43	1:44.921	+0.159	13:23:41.504
44	1:45.108	+0.346	13:25:26.612
45	1:45.259	+0.497	13:27:11.871
46	1:44.992	+0.230	13:28:56.863
47	1:45.070	+0.308	13:30:41.933
48	1:46.537	+1.775	13:32:28.470
49	1:45.324	+0.562	13:34:13.794
50	1:47.352	+2.590	13:36:01.146
51	1:45.778	+1.016	13:37:46.924
52	1:46.899	+2.137	13:39:33.823
53	1:45.857	+1.095	13:41:19.680
54	1:45.902	+1.140	13:43:05.582
55	1:47.565	+2.803	13:44:53.147

Lap	Lap Tm	Diff	Time of Day
Best Tm: 1:44.921			
p56	3:12.215	+1:27.453	13:48:05.362
Michael Valiante			
57	3:54.238	+2:09.476	13:51:59.600
58	3:28.376	+1:43.614	13:55:27.976
59	1:48.853	+4.091	13:57:16.829
60	1:45.328	+0.566	13:59:02.157
61	1:45.603	+0.841	14:00:47.760
62	1:46.176	+1.414	14:02:33.936
63	1:44.762		14:04:18.698
64	1:45.165	+0.403	14:06:03.863
65	1:45.242	+0.480	14:07:49.105
66	1:44.959	+0.197	14:09:34.064
67	1:45.571	+0.809	14:11:19.635
68	1:46.627	+1.865	14:13:06.262
69	1:48.138	+3.376	14:14:54.400
70	1:46.407	+1.645	14:16:40.807
71	1:46.881	+2.119	14:18:27.688
72	1:48.041	+3.279	14:20:15.729
73	2:38.054	+53.292	14:22:53.783
p74	4:08.414	+2:23.652	14:27:02.197
75	3:47.052	+2:02.290	14:30:49.249
76	2:46.041	+1:01.279	14:33:35.290
77	3:15.953	+1:31.191	14:36:51.243
78	3:32.825	+1:48.063	14:40:24.068
79	3:02.058	+1:17.296	14:43:26.126
80	1:49.698	+4.936	14:45:15.824
81	1:47.001	+2.239	14:47:02.825
82	1:45.891	+1.129	14:48:48.716
83	1:45.549	+0.787	14:50:34.265
84	1:45.427	+0.665	14:52:19.692
Best Tm: 1:44.762			
(77) Gidley / von Moltke			
Dion von Moltke			
1	1:50.057	+6.062	12:07:53.419
2	1:45.779	+1.784	12:09:39.198
3	1:45.292	+1.297	12:11:24.490
4	1:46.823	+2.828	12:13:11.313
5	1:45.003	+1.008	12:14:56.316
6	1:46.031	+2.036	12:16:42.347
7	1:50.005	+6.010	12:18:32.352
8	1:50.773	+6.778	12:20:23.125
9	1:49.817	+5.822	12:22:12.942
10	1:47.514	+3.519	12:24:00.456
11	1:47.008	+3.013	12:25:47.464
12	1:48.768	+4.773	12:27:36.232
13	1:48.042	+4.047	12:29:24.274
14	1:47.956	+3.961	12:31:12.230
15	1:45.967	+1.972	12:32:58.197
16	1:45.809	+1.814	12:34:44.006
17	1:45.956	+1.961	12:36:29.962
18	1:47.402	+3.407	12:38:17.364
19	1:47.492	+3.497	12:40:04.856
20	1:46.312	+2.317	12:41:51.168
21	1:49.555	+5.560	12:43:40.723
22	1:50.851	+6.856	12:45:31.574
p23	2:40.433	+56.438	12:48:12.007

Lap	Lap Tm	Diff	Time of Day
24	2:00.716	+16.721	12:50:12.723
25	1:50.305	+6.310	12:52:03.028
26	1:47.277	+3.282	12:53:50.305
27	1:49.471	+5.476	12:55:39.776
28	1:46.242	+2.247	12:57:26.018
29	1:47.743	+3.748	12:59:13.761
30	1:47.596	+3.601	13:01:01.357
31	1:46.299	+2.304	13:02:47.656
32	1:46.975	+2.980	13:04:34.631
33	1:47.578	+3.583	13:06:22.209
34	1:46.549	+2.554	13:08:08.758
35	1:47.409	+3.414	13:09:56.167
36	1:49.056	+5.061	13:11:45.223
37	1:49.299	+5.304	13:13:34.522
38	1:46.198	+2.203	13:15:20.720
39	1:46.104	+2.109	13:17:06.824
40	1:46.228	+2.233	13:18:53.052
41	1:47.625	+3.630	13:20:40.677
42	1:47.138	+3.143	13:22:27.815
43	1:46.663	+2.668	13:24:14.478
44	1:47.461	+3.466	13:26:01.939
45	1:46.001	+2.006	13:27:47.940
46	1:46.224	+2.229	13:29:34.164
47	1:47.853	+3.858	13:31:22.017
48	1:47.066	+3.071	13:33:09.083
49	1:47.525	+3.530	13:34:56.608
50	1:46.549	+2.554	13:36:43.157
51	1:47.096	+3.101	13:38:30.253
52	1:46.345	+2.350	13:40:16.598
53	1:47.553	+3.558	13:42:04.151
54	1:51.650	+7.655	13:43:55.801
55	4:02.251	+2:18.256	13:47:58.052
56	3:45.525	+2:01.530	13:51:43.577
Best Tm: 1:45.003			
Memo Gidley			
p57	2:56.595	+1:12.600	13:54:40.172
58	2:00.342	+16.347	13:56:40.514
59	1:47.503	+3.508	13:58:28.017
60	1:44.791	+0.796	14:00:12.808
61	1:43.995		14:01:56.803
62	1:44.449	+0.454	14:03:41.252
63	1:44.114	+0.119	14:05:25.366
64	1:44.750	+0.755	14:07:10.116
65	1:46.775	+2.780	14:08:56.891
66	1:46.344	+2.349	14:10:43.235
67	1:47.191	+3.196	14:12:30.426
68	1:46.304	+2.309	14:14:16.730
69	1:46.107	+2.112	14:16:02.837
70	1:45.778	+1.783	14:17:48.615
71	1:47.545	+3.550	14:19:36.160
72	1:47.199	+3.204	14:21:23.359
73	1:59.042	+15.047	14:23:22.401
p74	4:21.309	+2:37.314	14:27:43.710
75	3:06.413	+1:22.418	14:30:50.123
76	2:45.326	+1:01.331	14:33:35.449
77	3:16.881	+1:32.886	14:36:52.330
78	3:32.555	+1:48.560	14:40:24.885
79	3:01.351	+1:17.356	14:43:26.236
80	1:49.909	+5.914	14:45:16.145
81	1:47.093	+3.098	14:47:03.238

Timing & Scoring

Race Director

Orbits 4

www.amb-it.com

www.mylaps.com

Licensed to: Grand American Road Racing



PROVISIONAL

Virginia Int'l Raceway

Rolex **Virginia International Raceway 3.270 Miles**

Grand-Am Rolex Race **4/24/2010 12:00 PM**

Race (2:45:00 Time) started at 12:06:02

Lap	Lap Tm	Diff	Time of Day
82	1:45.814	+1.819	14:48:49.052
83	1:45.607	+1.612	14:50:34.659
84	1:45.711	+1.716	14:52:20.370
Best Tm: 1:43.995			
(7) Lester/ Hand			
Bill Lester			
1	2:06.308	+21.988	12:08:10.457
2	1:47.511	+3.191	12:09:57.968
3	1:47.523	+3.203	12:11:45.491
4	1:46.829	+2.509	12:13:32.320
5	1:49.611	+5.291	12:15:21.931
6	1:49.539	+5.219	12:17:11.470
7	1:48.135	+3.815	12:18:59.605
p8	2:15.401	+31.081	12:21:15.006
9	1:53.640	+9.320	12:23:08.646
10	1:47.259	+2.939	12:24:55.905
11	1:49.082	+4.762	12:26:44.987
12	1:47.743	+3.423	12:28:32.730
13	1:47.609	+3.289	12:30:20.339
14	1:49.401	+5.081	12:32:09.740
15	1:50.799	+6.479	12:34:00.539
16	1:51.448	+7.128	12:35:51.987
17	1:48.391	+4.071	12:37:40.378
18	1:49.312	+4.992	12:39:29.690
19	1:48.407	+4.087	12:41:18.097
20	1:48.633	+4.313	12:43:06.730
21	1:47.358	+3.038	12:44:54.088
22	1:47.042	+2.722	12:46:41.130
23	1:46.481	+2.161	12:48:27.611
24	1:47.513	+3.193	12:50:15.124
25	1:48.955	+4.635	12:52:04.079
26	1:47.525	+3.205	12:53:51.604
27	1:49.068	+4.748	12:55:40.672
28	1:48.352	+4.032	12:57:29.024
29	1:47.955	+3.635	12:59:16.979
30	1:47.150	+2.830	13:01:04.129
31	1:47.343	+3.023	13:02:51.472
32	1:48.289	+3.969	13:04:39.761
33	1:47.966	+3.646	13:06:27.727
34	1:50.069	+5.749	13:08:17.796
35	1:48.320	+4.000	13:10:06.116
36	1:47.811	+3.491	13:11:53.927
37	1:50.566	+6.246	13:13:44.493
38	1:49.148	+4.828	13:15:33.641
39	1:48.631	+4.311	13:17:22.272
40	1:49.235	+4.915	13:19:11.507
p41	2:45.077	+1:00.757	13:21:56.584
Best Tm: 1:46.481			
Joey Hand			
42	2:01.964	+17.644	13:23:58.548
p43	1:59.811	+15.491	13:25:58.359
44	1:52.503	+8.183	13:27:50.862
45	1:45.577	+1.257	13:29:36.439
46	1:46.424	+2.104	13:31:22.863
47	1:46.549	+2.229	13:33:09.412
48	1:47.450	+3.130	13:34:56.862
49	1:45.016	+0.696	13:36:41.878
50	1:45.124	+0.804	13:38:27.002

Lap	Lap Tm	Diff	Time of Day
51	1:44.932	+0.612	13:40:11.934
52	1:46.082	+1.762	13:41:58.016
53	1:48.639	+4.319	13:43:46.655
54	2:00.669	+16.349	13:45:47.324
55	2:20.792	+36.472	13:48:08.116
56	3:37.336	+1:53.016	13:51:45.452
p57	3:07.492	+1:23.172	13:54:52.944
58	1:57.469	+13.149	13:56:50.413
59	1:46.103	+1.783	13:58:36.516
60	1:44.919	+0.599	14:00:21.435
61	1:44.458	+0.138	14:02:05.893
62	1:44.320		14:03:50.213
63	1:44.504	+0.184	14:05:34.717
64	1:44.793	+0.473	14:07:19.510
65	1:45.163	+0.843	14:09:04.673
66	1:46.269	+1.949	14:10:50.942
67	1:45.772	+1.452	14:12:36.714
68	1:48.049	+3.729	14:14:24.763
69	1:45.872	+1.552	14:16:10.635
70	1:44.675	+0.355	14:17:55.310
71	1:46.016	+1.696	14:19:41.326
72	1:54.891	+10.571	14:21:36.217
73	1:59.928	+15.608	14:23:36.145
74	3:26.951	+1:42.631	14:27:03.096
75	3:33.285	+1:48.965	14:30:36.381
76	2:58.253	+1:13.933	14:33:34.634
77	3:15.301	+1:30.981	14:36:49.935
78	3:33.190	+1:48.870	14:40:23.125
79	3:02.838	+1:18.518	14:43:25.963
80	1:54.775	+10.455	14:45:20.738
81	1:45.482	+1.162	14:47:06.220
82	1:44.848	+0.528	14:48:51.068
83	1:45.121	+0.801	14:50:36.189
84	1:44.970	+0.650	14:52:21.159
Best Tm: 1:44.320			
(90) Garcia / Rice			
Buddy Rice			
1	2:03.970	+19.500	12:08:07.026
2	1:44.783	+0.313	12:09:51.809
3	1:45.499	+1.029	12:11:37.308
4	1:44.491	+0.021	12:13:21.799
5	1:47.082	+2.612	12:15:08.881
6	1:46.262	+1.792	12:16:55.143
7	1:46.127	+1.657	12:18:41.270
8	1:48.675	+4.205	12:20:29.945
9	1:50.788	+6.318	12:22:20.733
10	1:49.964	+5.494	12:24:10.697
11	1:45.045	+0.575	12:25:55.742
12	1:47.666	+3.196	12:27:43.408
13	1:45.660	+1.190	12:29:29.068
14	1:46.554	+2.084	12:31:15.622
15	1:44.778	+0.308	12:33:00.400
16	1:45.403	+0.933	12:34:45.803
17	1:45.282	+0.812	12:36:31.085
18	1:46.871	+2.401	12:38:17.956
19	1:47.454	+2.984	12:40:05.410
20	1:46.232	+1.762	12:41:51.642
21	1:49.278	+4.808	12:43:40.920
22	1:49.032	+4.562	12:45:29.952

Lap	Lap Tm	Diff	Time of Day
23	1:45.650	+1.180	12:47:15.602
24	1:45.732	+1.262	12:49:01.334
p25	2:25.364	+40.894	12:51:26.698
26	1:57.162	+12.692	12:53:23.860
27	1:45.639	+1.169	12:55:09.499
28	1:44.913	+0.443	12:56:54.412
29	1:44.645	+0.175	12:58:39.057
30	1:44.677	+0.207	13:00:23.734
31	1:48.691	+4.221	13:02:12.425
32	1:46.983	+2.513	13:03:59.408
33	1:46.392	+1.922	13:05:45.800
34	1:45.138	+0.668	13:07:30.938
35	1:46.300	+1.830	13:09:17.238
36	1:46.006	+1.536	13:11:03.244
37	1:45.110	+0.640	13:12:48.354
38	1:44.766	+0.296	13:14:33.120
39	1:46.056	+1.586	13:16:19.176
40	1:46.485	+2.015	13:18:05.661
41	1:45.487	+1.017	13:19:51.148
42	1:45.544	+1.074	13:21:36.692
43	1:45.008	+0.538	13:23:21.700
44	1:44.470		13:25:06.170
45	1:52.928	+8.458	13:26:59.098
p46	2:07.575	+23.105	13:29:06.673
47	1:51.620	+7.150	13:30:58.293
48	1:44.900	+0.430	13:32:43.193
49	1:44.938	+0.468	13:34:28.131
50	1:46.615	+2.145	13:36:14.746
51	1:45.932	+1.462	13:38:00.678
52	1:45.215	+0.745	13:39:45.893
53	2:09.063	+24.593	13:41:54.956
54	1:47.238	+2.768	13:43:42.194
55	2:03.257	+18.787	13:45:45.451
Best Tm: 1:44.470			
Antonio Garcia			
p56	2:58.715	+1:14.245	13:48:44.166
57	3:13.826	+1:29.556	13:51:57.992
58	3:29.741	+1:45.271	13:55:27.733
59	1:48.344	+3.874	13:57:16.077
60	1:45.078	+0.608	13:59:01.155
61	1:46.441	+1.971	14:00:47.596
62	1:46.945	+2.475	14:02:34.541
63	1:44.656	+0.186	14:04:19.197
64	1:44.907	+0.437	14:06:04.104
65	1:45.368	+0.898	14:07:49.472
66	1:44.988	+0.518	14:09:34.460
67	1:45.369	+0.899	14:11:19.829
68	1:44.578	+0.108	14:13:04.407
69	1:45.523	+1.053	14:14:49.930
70	1:45.191	+0.721	14:16:35.121
71	1:46.630	+2.160	14:18:21.751
72	1:45.742	+1.272	14:20:07.493
73	2:41.567	+57.097	14:22:49.060
74	4:09.006	+2:24.536	14:26:58.066
75	3:32.060	+1:47.590	14:30:30.126
76	3:03.140	+1:18.670	14:33:33.266
77	3:14.242	+1:29.772	14:36:47.508
p78	4:41.487	+2:57.017	14:41:28.995
79	2:08.661	+24.191	14:43:37.656
80	1:53.248	+8.778	14:45:30.904

Timing & Scoring

Race Director

Orbits 4

www.amb-it.com

www.mylaps.com

Licensed to: Grand American Road Racing




PROVISIONAL

Virginia Int'l Raceway

Rolex Virginia International Raceway 3.270 Miles

Grand-Am Rolex Race 4/24/2010 12:00 PM

Race (2:45:00 Time) started at 12:06:02



Lap	Lap Tm	Diff	Time of Day
81	1:49.533	+5.063	14:47:20.437
82	1:49.569	+5.099	14:49:10.006
83	1:46.432	+1.962	14:50:56.438
84	1:46.633	+2.163	14:52:43.071
Best Tm: 1:44.578			

(75) Krohn/ Jonsson

Tracy Krohn

Lap	Lap Tm	Diff	Time of Day
1	1:55.795	+11.844	12:08:00.293
2	1:50.371	+6.420	12:09:50.664
3	1:51.327	+7.376	12:11:41.991
4	1:49.732	+5.781	12:13:31.723
5	1:49.744	+5.793	12:15:21.467
6	1:49.972	+6.021	12:17:11.439
7	1:51.807	+7.856	12:19:03.246
8	1:49.421	+5.470	12:20:52.667
9	1:50.006	+6.055	12:22:42.673
10	1:51.027	+7.076	12:24:33.700
11	1:51.758	+7.807	12:26:25.458
12	1:50.191	+6.240	12:28:15.649
13	1:51.940	+7.989	12:30:07.589
14	1:54.222	+10.271	12:32:01.811
15	1:50.818	+6.867	12:33:52.629
16	1:51.300	+7.349	12:35:43.929
17	1:52.849	+8.898	12:37:36.778
18	1:50.426	+6.475	12:39:27.204
19	1:49.835	+5.884	12:41:17.039
20	1:49.473	+5.522	12:43:06.512
21	1:50.104	+6.153	12:44:56.616
22	1:49.611	+5.660	12:46:46.227
Best Tm: 1:49.421			

Nic Jonsson

Lap	Lap Tm	Diff	Time of Day
p23	2:40.615	+56.664	12:49:26.842
24	2:05.109	+21.158	12:51:31.951
25	1:48.236	+4.285	12:53:20.187
26	1:47.730	+3.779	12:55:07.917
27	1:46.316	+2.365	12:56:54.233
28	1:46.421	+2.470	12:58:40.654
29	1:45.219	+1.268	13:00:25.873
30	1:46.726	+2.775	13:02:12.599
31	1:47.421	+3.470	13:04:00.020
32	1:46.063	+2.112	13:05:46.083
33	1:45.712	+1.761	13:07:31.795
34	1:47.462	+3.511	13:09:19.257
35	1:44.995	+1.044	13:11:04.252
36	1:44.783	+0.832	13:12:49.035
37	1:44.834	+0.883	13:14:33.869
38	1:45.790	+1.839	13:16:19.659
39	1:47.023	+3.072	13:18:06.682
40	1:45.805	+1.854	13:19:52.487
41	1:47.615	+3.664	13:21:40.102
42	1:45.600	+1.649	13:23:25.702
43	1:44.116	+0.165	13:25:09.818
44	1:44.874	+0.923	13:26:54.692
45	1:46.804	+2.853	13:28:41.496
46	1:45.977	+2.026	13:30:27.473
47	1:44.444	+0.493	13:32:11.917
48	1:44.550	+0.599	13:33:56.467
49	1:46.708	+2.757	13:35:43.175

Lap	Lap Tm	Diff	Time of Day
50	1:45.130	+1.179	13:37:28.305
51	1:46.591	+2.640	13:39:14.896
52	1:44.534	+0.583	13:40:59.430
53	1:46.294	+2.343	13:42:45.724
54	1:57.675	+13.724	13:44:43.399
55	3:18.236	+1:34.285	13:48:01.635
56	3:42.298	+1:58.347	13:51:43.933
p57	2:51.736	+1:07.785	13:54:35.669
58	1:59.565	+15.614	13:56:35.234
59	1:46.976	+3.025	13:58:22.210
60	1:46.215	+2.264	14:00:08.425
61	1:44.380	+0.429	14:01:52.805
62	1:43.951		14:03:36.756
63	1:44.577	+0.626	14:05:21.333
64	1:45.964	+2.013	14:07:07.297
65	1:47.802	+3.851	14:08:55.099
66	1:46.775	+2.824	14:10:41.874
67	1:47.819	+3.868	14:12:29.693
p68	3:22.023	+1:38.072	14:15:51.716
69	1:56.535	+12.584	14:17:48.251
70	1:46.220	+2.269	14:19:34.471
71	1:48.222	+4.271	14:21:22.693
72	1:59.125	+15.174	14:23:21.818
73	3:39.620	+1:55.669	14:27:01.438
74	3:32.364	+1:48.413	14:30:33.802
75	3:00.710	+1:16.759	14:33:34.512
76	3:21.083	+1:37.132	14:36:55.595
77	3:32.489	+1:48.538	14:40:28.084
78	2:58.333	+1:14.382	14:43:26.417
79	1:50.316	+6.365	14:45:16.733
80	1:47.108	+3.157	14:47:03.841
81	1:45.738	+1.787	14:48:49.579
82	1:45.921	+1.970	14:50:35.500
83	1:49.367	+5.416	14:52:24.867
Best Tm: 1:43.951			

(66) Ballou/ Lally

Ted Ballou

Lap	Lap Tm	Diff	Time of Day
1	2:02.193	+9.440	12:08:50.725
2	1:55.083	+2.330	12:10:45.808
3	1:55.880	+3.127	12:12:41.688
4	1:55.301	+2.548	12:14:36.989
5	1:54.640	+1.887	12:16:31.629
6	1:58.091	+5.338	12:18:29.720
7	1:57.104	+4.351	12:20:26.824
8	1:56.199	+3.446	12:22:23.023
9	1:56.528	+3.775	12:24:19.551
10	1:55.818	+3.065	12:26:15.369
11	1:55.739	+2.986	12:28:11.108
12	1:55.176	+2.423	12:30:06.284
13	1:56.723	+3.970	12:32:03.007
14	1:55.975	+3.222	12:33:58.982
15	1:56.446	+3.693	12:35:55.428
16	1:55.883	+3.130	12:37:51.311
17	1:57.091	+4.338	12:39:48.402
18	1:55.797	+3.044	12:41:44.199
19	1:56.400	+3.647	12:43:40.599
20	1:57.796	+5.043	12:45:38.395
21	1:56.486	+3.733	12:47:34.881
Best Tm: 1:54.640			

Lap	Lap Tm	Diff	Time of Day
Andy Lally			
p22	3:05.923	+1:13.170	12:50:40.804
23	2:04.240	+11.487	12:52:45.044
24	1:53.992	+1.239	12:54:39.036
25	1:53.311	+0.558	12:56:32.347
26	1:53.281	+0.528	12:58:25.628
27	1:53.595	+0.842	13:00:19.223
28	1:53.455	+0.702	13:02:12.678
29	1:53.436	+0.683	13:04:06.114
30	1:53.532	+0.779	13:05:59.646
31	1:53.346	+0.593	13:07:52.992
32	1:54.014	+1.261	13:09:47.006
33	1:55.674	+2.921	13:11:42.680
34	1:53.716	+0.963	13:13:36.396
35	1:52.961	+0.208	13:15:29.357
36	1:53.224	+0.471	13:17:22.581
37	1:53.076	+0.323	13:19:15.657
38	1:53.232	+0.479	13:21:08.889
39	1:53.102	+0.349	13:23:01.991
40	1:53.307	+0.554	13:24:55.298
41	1:52.788	+0.035	13:26:48.086
42	1:53.587	+0.834	13:28:41.673
43	1:52.925	+0.172	13:30:34.598
44	1:53.069	+0.316	13:32:27.667
45	1:52.855	+0.102	13:34:20.522
46	1:53.226	+0.473	13:36:13.748
47	1:53.949	+1.196	13:38:07.697
48	1:53.531	+0.778	13:40:01.228
49	1:53.936	+1.183	13:41:55.164
50	1:55.025	+2.272	13:43:50.189
51	1:57.996	+5.243	13:45:48.185
52	2:20.479	+27.726	13:48:08.664
53	3:37.597	+1:44.844	13:51:46.261
p54	3:09.412	+1:16.659	13:54:55.673
55	2:01.371	+8.618	13:56:57.044
56	1:53.715	+0.962	13:58:50.759
57	1:54.693	+1.940	14:00:45.452
58	1:54.803	+2.050	14:02:40.255
59	1:53.144	+0.391	14:04:33.399
60	1:53.099	+0.346	14:06:26.498
61	1:53.586	+0.833	14:08:20.084
62	1:53.160	+0.407	14:10:13.244
63	1:52.928	+0.175	14:12:06.172
64	1:53.490	+0.737	14:13:59.662
65	1:52.936	+0.183	14:15:52.598
66	1:53.026	+0.273	14:17:45.624
67	1:53.671	+0.918	14:19:39.295
68	1:56.415	+3.662	14:21:35.710
69	2:00.013	+7.260	14:23:35.723
70	3:26.637	+1:33.884	14:27:02.360
71	3:32.298	+1:39.545	14:30:34.658
72	3:02.129	+1:09.376	14:33:36.787
73	3:21.225	+1:28.472	14:36:58.012
74	3:31.590	+1:38.837	14:40:29.602
75	3:00.624	+1:07.871	14:43:30.226
76	1:54.436	+1.683	14:45:24.662
77	1:52.753		14:47:17.415
78	1:54.029	+1.276	14:49:11.444
79	1:53.589	+0.836	14:51:05.033
80	1:53.985	+1.232	14:52:59.018

Timing & Scoring Orbits 4

Race Director www.amb-it.com

www.mylaps.com

Licensed to: Grand American Road Racing



PROVISIONAL

Virginia Int'l Raceway

Rolex Virginia International Raceway 3.270 Miles

Grand-Am Rolex Race 4/24/2010 12:00 PM

Race (2:45:00 Time) started at 12:06:02



Lap	Lap Tm	Diff	Time of Day
Best Tm: 1:52.753			
<u>(69) Assentato/ Segal</u>			
Emil Assentato			
1	2:03.629	+10.611	12:08:52.427
2	1:56.908	+3.890	12:10:49.335
3	1:55.505	+2.487	12:12:44.840
4	1:55.979	+2.961	12:14:40.819
5	1:55.245	+2.227	12:16:36.064
6	1:58.218	+5.200	12:18:34.282
7	1:55.898	+2.880	12:20:30.180
8	1:56.583	+3.565	12:22:26.763
9	1:55.609	+2.591	12:24:22.372
10	1:56.403	+3.385	12:26:18.775
11	1:55.098	+2.080	12:28:13.873
12	1:56.943	+3.925	12:30:10.816
13	1:55.186	+2.168	12:32:06.002
14	1:55.843	+2.825	12:34:01.845
15	1:56.320	+3.302	12:35:58.165
16	1:55.926	+2.908	12:37:54.091
17	1:56.491	+3.473	12:39:50.582
18	1:57.141	+4.123	12:41:47.723
19	1:56.635	+3.617	12:43:44.358
20	1:57.224	+4.206	12:45:41.582
21	1:55.264	+2.246	12:47:36.846
Best Tm: 1:55.098			
Jeff Segal			
p22	2:47.681	+54.663	12:50:24.527
23	2:09.113	+16.095	12:52:33.640
24	1:57.066	+4.048	12:54:30.706
25	1:54.782	+1.764	12:56:25.488
26	1:54.981	+1.963	12:58:20.469
27	1:53.991	+0.973	13:00:14.460
28	1:54.406	+1.388	13:02:08.866
29	1:54.924	+1.906	13:04:03.790
30	1:54.789	+1.771	13:05:58.579
31	1:53.959	+0.941	13:07:52.538
32	1:54.331	+1.313	13:09:46.869
33	1:56.707	+3.689	13:11:43.576
34	1:58.000	+4.982	13:13:41.576
35	1:54.515	+1.497	13:15:36.091
36	1:54.221	+1.203	13:17:30.312
37	1:53.885	+0.867	13:19:24.197
38	1:53.852	+0.834	13:21:18.049
39	1:54.876	+1.858	13:23:12.925
40	1:54.796	+1.778	13:25:07.721
41	1:54.563	+1.545	13:27:02.284
42	1:54.805	+1.787	13:28:57.089
43	1:54.628	+1.610	13:30:51.717
44	1:54.196	+1.178	13:32:45.913
45	1:54.012	+0.994	13:34:39.925
46	1:54.067	+1.049	13:36:33.992
47	1:55.714	+2.696	13:38:29.706
48	1:54.559	+1.541	13:40:24.265
49	1:53.999	+0.981	13:42:18.264
50	1:55.816	+2.798	13:44:14.080
51	1:59.719	+6.701	13:46:13.799
52	2:01.125	+8.107	13:48:14.924
53	3:32.383	+1:39.365	13:51:47.307

Lap	Lap Tm	Diff	Time of Day
p54	3:02.939	+1:09.921	13:54:50.246
55	2:05.849	+12.831	13:56:56.095
56	1:55.503	+2.485	13:58:51.598
57	1:55.858	+2.840	14:00:47.456
58	1:54.028	+1.010	14:02:41.484
59	1:53.348	+0.330	14:04:34.832
60	1:53.412	+0.394	14:06:28.244
61	1:53.416	+0.398	14:08:21.660
62	1:53.990	+0.972	14:10:15.650
63	1:53.546	+0.528	14:12:09.196
64	1:53.334	+0.316	14:14:02.530
65	1:53.869	+0.851	14:15:56.399
66	1:54.391	+1.373	14:17:50.790
67	1:53.902	+0.884	14:19:44.692
68	1:55.330	+2.312	14:21:40.022
69	1:57.081	+4.063	14:23:37.103
70	3:27.101	+1:34.083	14:27:04.204
71	3:33.371	+1:40.353	14:30:37.575
72	2:59.422	+1:06.404	14:33:36.997
73	3:22.035	+1:29.017	14:36:59.032
74	3:31.548	+1:38.530	14:40:30.580
75	3:00.102	+1:07.084	14:43:30.682
76	1:54.801	+1.783	14:45:25.483
77	1:53.018		14:47:18.501
78	1:53.496	+0.478	14:49:11.997
79	1:53.742	+0.724	14:51:05.739
80	1:53.991	+0.973	14:52:59.730
Best Tm: 1:53.018			
<u>(07) Edwards / Russell</u>			
Scott Russell			
1	1:56.681	+4.448	12:08:44.215
2	1:53.506	+1.273	12:10:37.721
3	1:53.054	+0.821	12:12:30.775
4	1:53.135	+0.902	12:14:23.910
5	1:53.435	+1.202	12:16:17.345
6	1:53.296	+1.063	12:18:10.641
7	1:54.072	+1.839	12:20:04.713
8	1:54.773	+2.540	12:21:59.486
9	1:53.815	+1.582	12:23:53.301
10	1:55.701	+3.468	12:25:49.002
11	1:54.018	+1.785	12:27:43.020
12	1:55.043	+2.810	12:29:38.063
13	1:54.218	+1.985	12:31:32.281
14	1:54.332	+2.099	12:33:26.613
15	1:53.832	+1.599	12:35:20.445
16	1:53.617	+1.384	12:37:14.062
17	1:53.897	+1.664	12:39:07.959
18	1:53.602	+1.369	12:41:01.561
19	1:53.963	+1.730	12:42:55.524
20	1:53.761	+1.528	12:44:49.285
21	1:54.620	+2.387	12:46:43.905
22	1:53.910	+1.677	12:48:37.815
Best Tm: 1:53.054			
p23 2:07.995 +15.762 12:50:45.810			
Paul Edwards			
24	2:48.458	+56.225	12:53:34.268
25	1:53.392	+1.159	12:55:27.660

Lap	Lap Tm	Diff	Time of Day
26	1:52.456	+0.223	12:57:20.116
27	1:52.589	+0.356	12:59:12.705
28	1:53.938	+1.705	13:01:06.643
29	1:52.486	+0.253	13:02:59.129
30	1:53.663	+1.430	13:04:52.792
31	1:53.105	+0.872	13:06:45.897
32	1:53.550	+1.317	13:08:39.447
33	1:53.434	+1.201	13:10:32.881
34	1:54.181	+1.948	13:12:27.062
35	1:53.690	+1.457	13:14:20.752
36	1:54.808	+2.575	13:16:15.560
37	1:53.861	+1.628	13:18:09.421
38	1:53.234	+1.001	13:20:02.655
39	1:52.964	+0.731	13:21:55.619
40	1:53.372	+1.139	13:23:48.991
41	1:53.595	+1.362	13:25:42.586
42	1:52.895	+0.662	13:27:35.481
43	1:52.578	+0.345	13:29:28.059
44	1:52.912	+0.679	13:31:20.971
45	1:54.031	+1.798	13:33:15.002
46	1:53.191	+0.958	13:35:08.193
47	1:52.482	+0.249	13:37:00.675
48	1:52.485	+0.252	13:38:53.160
49	1:53.955	+1.722	13:40:47.115
50	1:54.500	+2.267	13:42:41.615
51	2:00.967	+8.734	13:44:42.582
52	3:18.206	+1:25.973	13:48:00.788
p53 3:47.232 +1:54.999 13:51:48.020			
54	3:43.341	+1:51.108	13:55:31.361
55	1:53.299	+1.066	13:57:24.660
56	1:52.233		13:59:16.893
57	1:53.130	+0.897	14:01:10.023
58	1:53.967	+1.734	14:03:03.990
59	1:52.855	+0.622	14:04:56.845
60	1:53.183	+0.950	14:06:50.028
61	1:53.810	+1.577	14:08:43.838
62	1:54.196	+1.963	14:10:38.034
63	1:53.599	+1.366	14:12:31.633
64	1:53.448	+1.215	14:14:25.081
65	1:53.297	+1.064	14:16:18.378
66	1:53.971	+1.738	14:18:12.349
67	1:53.530	+1.297	14:20:05.879
68	2:41.462	+49.229	14:22:47.341
69	2:03.024	+10.791	14:24:50.365
70	2:16.801	+24.568	14:27:07.166
71	3:34.015	+1:41.782	14:30:41.181
72	2:56.858	+1:04.625	14:33:38.039
73	3:24.220	+1:31.987	14:37:02.259
74	3:30.241	+1:38.008	14:40:32.500
75	2:58.611	+1:06.378	14:43:31.111
76	1:54.801	+2.568	14:45:25.912
77	1:53.110	+0.877	14:47:19.022
78	1:53.263	+1.030	14:49:12.285
79	1:53.712	+1.479	14:51:05.997
80	1:53.871	+1.638	14:52:59.868
Best Tm: 1:52.233			
<u>(44) Potter/ Stanton</u>			
John Potter			
1	2:01.419	+8.447	12:08:49.732

Timing & Scoring

Orbits 4

Race Director

www.amb-it.com

www.mylaps.com

Licensed to: Grand American Road Racing




PROVISIONAL

Virginia Int'l Raceway

Rolex Virginia International Raceway 3.270 Miles

Grand-Am Rolex Race 4/24/2010 12:00 PM

Race (2:45:00 Time) started at 12:06:02



Lap	Lap Tm	Diff	Time of Day	Lap	Lap Tm	Diff	Time of Day	Lap	Lap Tm	Diff	Time of Day
2	1:55.576	+2.604	12:10:45.308	60	1:54.289	+1.317	14:06:57.526	33	1:55.695	+3.255	13:11:08.510
3	1:55.401	+2.429	12:12:40.709	61	1:53.849	+0.877	14:08:51.375	34	1:53.172	+0.732	13:13:01.682
4	1:55.088	+2.116	12:14:35.797	62	1:54.052	+1.080	14:10:45.427	35	1:53.514	+1.074	13:14:55.196
5	1:55.485	+2.513	12:16:31.282	63	1:53.395	+0.423	14:12:38.822	36	1:53.855	+1.415	13:16:49.051
6	1:57.181	+4.209	12:18:28.463	64	1:55.462	+2.490	14:14:34.284	37	1:53.407	+0.967	13:18:42.458
7	1:56.633	+3.661	12:20:25.096	65	1:53.221	+0.249	14:16:27.505	38	1:53.066	+0.626	13:20:35.524
8	1:56.615	+3.643	12:22:21.711	66	1:54.484	+1.512	14:18:21.989	39	1:53.849	+1.409	13:22:29.373
9	1:57.286	+4.314	12:24:18.997	67	1:54.207	+1.235	14:20:16.196	40	1:54.315	+1.875	13:24:23.688
10	1:55.982	+3.010	12:26:14.979	68	2:38.460	+45.488	14:22:54.656	41	1:53.702	+1.262	13:26:17.390
11	1:55.897	+2.925	12:28:10.876	69	2:09.124	+16.152	14:25:03.780	42	1:53.481	+1.041	13:28:10.871
12	1:55.790	+2.818	12:30:06.666	70	2:07.786	+14.814	14:27:11.566	43	1:54.406	+1.966	13:30:05.277
13	1:56.776	+3.804	12:32:03.442	71	3:33.989	+1:41.017	14:30:45.555	44	1:53.689	+1.249	13:31:58.966
14	1:55.831	+2.859	12:33:59.273	72	2:53.893	+1:00.921	14:33:39.448	45	1:54.423	+1.983	13:33:53.389
15	1:56.520	+3.548	12:35:55.793	73	3:29.443	+1:36.471	14:37:08.891	46	1:54.611	+2.171	13:35:48.000
16	1:55.786	+2.814	12:37:51.579	74	3:27.898	+1:34.926	14:40:36.789	47	1:52.931	+0.491	13:37:40.931
17	1:57.340	+4.368	12:39:48.919	75	2:55.429	+1:02.457	14:43:32.218	48	1:53.177	+0.737	13:39:34.108
18	1:55.975	+3.003	12:41:44.894	76	1:54.597	+1.625	14:45:26.815	49	1:53.953	+1.513	13:41:28.061
19	1:56.054	+3.082	12:43:40.948	77	1:53.769	+0.797	14:47:20.584	50	1:53.228	+0.788	13:43:21.289
20	1:57.978	+5.006	12:45:38.926	78	1:53.658	+0.686	14:49:14.242	51	1:58.689	+6.249	13:45:19.978
21	1:56.076	+3.104	12:47:35.002	79	1:53.950	+0.978	14:51:08.192	52	2:44.097	+51.657	13:48:04.075
	Best Tm: 1:55.088			80	1:53.331	+0.359	14:53:01.523	p53	3:46.029	+1:53.589	13:51:50.104
					Best Tm: 1:52.972			54	3:42.879	+1:50.439	13:55:32.983

Craig Stanton

p22	3:04.565	+1:11.593	12:50:39.567
23	2:06.085	+13.113	12:52:45.652
24	1:53.932	+0.960	12:54:39.584
25	1:53.985	+1.013	12:56:33.569
26	1:53.242	+0.270	12:58:26.811
27	1:53.410	+0.438	13:00:20.221
28	1:53.571	+0.599	13:02:13.792
29	1:54.052	+1.080	13:04:07.844
30	1:54.326	+1.354	13:06:02.170
31	1:52.972		13:07:55.142
32	1:53.148	+0.176	13:09:48.290
33	1:54.917	+1.945	13:11:43.207
34	1:53.616	+0.644	13:13:36.823
35	1:53.210	+0.238	13:15:30.033
36	1:53.608	+0.636	13:17:23.641
37	1:53.457	+0.485	13:19:17.098
38	1:53.266	+0.294	13:21:10.364
39	1:53.035	+0.063	13:23:03.399
40	1:53.636	+0.664	13:24:57.035
41	1:53.932	+0.960	13:26:50.967
42	1:53.552	+0.580	13:28:44.519
43	1:53.284	+0.312	13:30:37.803
44	1:53.592	+0.620	13:32:31.395
45	1:53.296	+0.324	13:34:24.691
46	1:53.763	+0.791	13:36:18.454
47	1:53.375	+0.403	13:38:11.829
48	1:54.388	+1.416	13:40:06.217
49	1:55.753	+2.781	13:42:01.970
50	1:55.643	+2.671	13:43:57.613
51	2:09.415	+16.443	13:46:07.028
52	2:05.777	+12.805	13:48:12.805
p53	4:32.410	+2:39.438	13:52:45.215
54	2:49.009	+56.037	13:55:34.224
55	1:55.498	+2.526	13:57:29.722
56	1:53.539	+0.567	13:59:23.261
57	1:53.522	+0.550	14:01:16.783
58	1:53.300	+0.328	14:03:10.083
59	1:53.154	+0.182	14:05:03.237

(41) Gue/ Keen

James Gue			
1	1:58.087	+5.647	12:08:45.828
2	1:55.257	+2.817	12:10:41.085
3	1:54.785	+2.345	12:12:35.870
4	1:54.911	+2.471	12:14:30.781
5	1:55.120	+2.680	12:16:25.901
6	1:55.061	+2.621	12:18:20.962
7	1:55.146	+2.706	12:20:16.108
8	1:57.102	+4.662	12:22:13.210
9	1:58.271	+5.831	12:24:11.481
10	1:55.321	+2.881	12:26:06.802
11	1:54.798	+2.358	12:28:01.600
12	1:54.972	+2.532	12:29:56.572
13	1:55.320	+2.880	12:31:51.892
14	1:55.196	+2.756	12:33:47.088
15	1:55.233	+2.793	12:35:42.321
16	1:55.860	+3.420	12:37:38.181
17	1:56.003	+3.563	12:39:34.184
18	1:55.173	+2.733	12:41:29.357
19	1:55.590	+3.150	12:43:24.947
20	1:55.215	+2.775	12:45:20.162
21	1:54.988	+2.548	12:47:15.150
p22	2:07.840	+15.400	12:49:22.990
	Best Tm: 1:54.785		
Leh Keen			
23	2:44.238	+51.798	12:52:07.228
24	1:54.874	+2.434	12:54:02.102
25	1:52.773	+0.333	12:55:54.875
26	1:53.599	+1.159	12:57:48.474
27	1:53.437	+0.997	12:59:41.911
28	1:53.544	+1.104	13:01:35.455
29	1:54.582	+2.142	13:03:30.037
30	1:54.855	+2.415	13:05:24.892
31	1:53.533	+1.093	13:07:18.425
32	1:54.390	+1.950	13:09:12.815

(30) Lamb/ Taylor

Jordan Taylor			
1	1:55.758	+3.327	12:08:42.895
2	1:53.251	+0.820	12:10:36.146
3	1:52.520	+0.089	12:12:28.666
4	1:52.431		12:14:21.097
5	1:52.897	+0.466	12:16:13.994
6	1:52.822	+0.391	12:18:06.816
7	1:52.847	+0.416	12:19:59.663
8	1:52.855	+0.424	12:21:52.518
	Best Tm: 1:52.440		

Timing & Scoring

Race Director

Orbits 4

www.amb-it.com

www.mylaps.com

Licensed to: Grand American Road Racing



PROVISIONAL

Virginia Int'l Raceway

Rolex Virginia International Raceway 3.270 Miles

Grand-Am Rolex Race 4/24/2010 12:00 PM

Race (2:45:00 Time) started at 12:06:02

Lap	Lap Tm	Diff	Time of Day	Lap	Lap Tm	Diff	Time of Day	Lap	Lap Tm	Diff	Time of Day
9	1:52.809	+0.378	12:23:45.327	63	1:53.862	+1.431	14:12:35.715	36	1:54.202	+2.025	13:16:18.372
10	1:53.241	+0.810	12:25:38.568	64	1:58.024	+5.593	14:14:33.739	37	1:54.320	+2.143	13:18:12.692
11	1:53.944	+1.513	12:27:32.512	65	1:53.334	+0.903	14:16:27.073	38	1:53.494	+1.317	13:20:06.186
12	1:53.209	+0.778	12:29:25.721	66	1:54.141	+1.710	14:18:21.214	39	1:53.720	+1.543	13:21:59.906
13	1:54.852	+2.421	12:31:20.573	67	1:54.106	+1.675	14:20:15.320	40	1:53.366	+1.189	13:23:53.272
14	1:52.853	+0.422	12:33:13.426	68	2:37.736	+45.305	14:22:53.056	41	1:53.822	+1.645	13:25:47.094
15	1:52.948	+0.517	12:35:06.374	69	2:05.400	+12.969	14:24:58.456	42	1:53.435	+1.258	13:27:40.529
16	1:52.848	+0.417	12:36:59.222	70	2:11.628	+19.197	14:27:10.084	43	1:53.857	+1.680	13:29:34.386
17	1:52.994	+0.563	12:38:52.216	71	3:34.756	+142.325	14:30:44.840	44	1:54.036	+1.859	13:31:28.422
18	1:52.933	+0.502	12:40:45.149	72	2:54.457	+102.026	14:33:39.297	45	1:53.852	+1.675	13:33:22.274
19	1:53.216	+0.785	12:42:38.365	73	3:31.025	+138.594	14:37:10.322	46	1:53.629	+1.452	13:35:15.903
20	1:52.956	+0.525	12:44:31.321	74	3:27.936	+135.505	14:40:38.258	47	1:53.659	+1.482	13:37:09.562
21	1:53.486	+1.055	12:46:24.807	75	2:54.215	+101.784	14:43:32.473	48	1:53.851	+1.674	13:39:03.413
Best Tm: 1:52.431				76	1:55.302	+2.871	14:45:27.775	49	1:54.604	+2.427	13:40:58.017
p22	2:48.530	+56.099	12:49:13.337	77	1:53.685	+1.254	14:47:21.460	50	1:54.504	+2.327	13:42:52.521
Todd Lamb				78	1:53.529	+1.098	14:49:14.989	51	1:54.531	+2.354	13:44:47.052
23	2:05.814	+13.383	12:51:19.151	79	1:54.036	+1.605	14:51:09.025	52	3:15.170	+122.993	13:48:02.222
24	1:53.953	+1.522	12:53:13.104	80	1:53.794	+1.363	14:53:02.819	p53	4:33.809	+241.632	13:52:36.031
25	1:54.521	+2.090	12:55:07.625	Best Tm: 1:52.562				54	2:56.319	+104.142	13:55:32.350
26	1:53.608	+1.177	12:57:01.233	(57) Liddell / Davis				55	1:53.989	+1.812	13:57:26.339
27	1:52.873	+0.442	12:58:54.106	Andrew Davis				56	1:52.437	+0.260	13:59:18.776
28	1:52.976	+0.545	13:00:47.082	1	1:57.325	+5.148	12:08:44.796	57	1:52.177		14:01:10.953
29	1:53.324	+0.893	13:02:40.406	2	1:53.426	+1.249	12:10:38.222	58	1:53.957	+1.780	14:03:04.910
30	1:53.383	+0.952	13:04:33.789	3	1:53.431	+1.254	12:12:31.653	59	1:53.422	+1.245	14:04:58.332
31	1:54.265	+1.834	13:06:28.054	4	1:53.191	+1.014	12:14:24.844	60	1:53.530	+1.353	14:06:51.862
32	1:54.595	+2.164	13:08:22.649	5	1:53.675	+1.498	12:16:18.519	61	1:53.403	+1.226	14:08:45.265
33	1:54.620	+2.189	13:10:17.269	6	1:53.709	+1.532	12:18:12.228	62	1:53.305	+1.128	14:10:38.570
34	1:54.113	+1.682	13:12:11.382	7	1:54.234	+2.057	12:20:06.462	63	1:53.569	+1.392	14:12:32.139
35	1:53.618	+1.187	13:14:05.000	8	1:56.058	+3.881	12:22:02.520	64	1:53.846	+1.669	14:14:25.985
36	1:54.293	+1.862	13:15:59.293	9	1:57.646	+5.469	12:24:00.166	65	1:53.270	+1.093	14:16:19.255
37	1:53.676	+1.245	13:17:52.969	10	1:54.585	+2.408	12:25:54.751	66	1:53.422	+1.245	14:18:12.677
38	1:54.051	+1.620	13:19:47.020	11	1:55.132	+2.955	12:27:49.883	67	1:53.907	+1.730	14:20:06.584
39	1:55.993	+3.562	13:21:43.013	12	1:54.515	+2.338	12:29:44.398	68	2:41.366	+49.189	14:22:47.950
40	1:53.789	+1.358	13:23:36.802	13	1:54.153	+1.976	12:31:38.551	69	2:03.168	+10.991	14:24:51.118
41	1:53.543	+1.112	13:25:30.345	14	1:53.750	+1.573	12:33:32.301	70	2:16.992	+24.815	14:27:08.110
42	1:53.633	+1.202	13:27:23.978	15	1:54.060	+1.883	12:35:26.361	71	3:34.380	+142.203	14:30:42.490
43	1:55.288	+2.857	13:29:19.266	16	1:54.308	+2.131	12:37:20.669	72	2:56.013	+103.836	14:33:38.503
44	1:53.962	+1.531	13:31:13.228	17	1:54.057	+1.880	12:39:14.726	73	3:25.277	+133.100	14:37:03.780
45	1:53.936	+1.505	13:33:07.164	18	1:53.745	+1.568	12:41:08.471	74	3:29.822	+137.645	14:40:33.602
46	1:54.499	+2.068	13:35:01.663	19	1:53.927	+1.750	12:43:02.398	75	2:57.899	+105.722	14:43:31.501
47	1:54.467	+2.036	13:36:56.130	20	1:53.679	+1.502	12:44:56.077	76	1:54.777	+2.600	14:45:26.278
48	1:54.058	+1.627	13:38:50.188	21	1:55.459	+3.282	12:46:51.536	77	1:53.756	+1.579	14:47:20.034
49	1:53.894	+1.463	13:40:44.082	Best Tm: 1:53.191				78	1:53.658	+1.481	14:49:13.692
50	1:54.967	+2.536	13:42:39.049	Robin Liddell				79	1:53.805	+1.628	14:51:07.497
51	2:02.399	+9.968	13:44:41.448	p22	2:49.134	+56.957	12:49:40.670	80	1:56.568	+4.391	14:53:04.065
52	3:17.900	+125.469	13:47:59.348	23	2:01.460	+9.283	12:51:42.130	Best Tm: 1:52.177			
Best Tm: 1:52.873				24	1:54.396	+2.219	12:53:36.526	(94) Auberlen / Dalla Lana / Hand			
Jordan Taylor				25	1:53.033	+0.856	12:55:29.559	Paul Dalla Lana			
p53	4:36.062	+243.631	13:52:35.410	26	1:53.487	+1.310	12:57:23.046	1	2:01.012	+9.134	12:08:49.186
54	2:56.391	+103.960	13:55:31.801	27	1:54.132	+1.955	12:59:17.178	2	1:55.697	+3.819	12:10:44.883
55	1:57.131	+4.700	13:57:28.932	28	1:53.575	+1.398	13:01:10.753	3	1:55.298	+3.420	12:12:40.181
56	1:52.754	+0.323	13:59:21.686	29	1:53.377	+1.200	13:03:04.130	4	1:54.469	+2.591	12:14:34.650
57	1:52.562	+0.131	14:01:14.248	30	1:53.167	+0.990	13:04:57.297	5	1:54.433	+2.555	12:16:29.083
58	1:52.678	+0.247	14:03:06.926	31	1:53.294	+1.117	13:06:50.591	6	1:56.241	+4.363	12:18:25.324
59	1:52.590	+0.159	14:04:59.516	32	1:53.513	+1.336	13:08:44.104	7	1:58.714	+6.836	12:20:24.038
60	1:52.676	+0.245	14:06:52.192	33	1:53.231	+1.054	13:10:37.335	8	1:55.064	+3.186	12:22:19.102
61	1:56.607	+4.176	14:08:48.799	34	1:53.619	+1.442	13:12:30.954	9	1:56.004	+4.126	12:24:15.106
62	1:53.054	+0.623	14:10:41.853	35	1:53.216	+1.039	13:14:24.170	10	1:54.602	+2.724	12:26:09.708
								11	1:54.810	+2.932	12:28:04.518

Timing & Scoring

Race Director

Orbits 4

www.amb-it.com

www.mylaps.com

Licensed to: Grand American Road Racing



PROVISIONAL

Virginia Int'l Raceway

Rolex Virginia International Raceway 3.270 Miles

Grand-Am Rolex Race 4/24/2010 12:00 PM

Race (2:45:00 Time) started at 12:06:02



Lap	Lap Tm	Diff	Time of Day
12	1:55.034	+3.156	12:29:59.552
13	1:57.521	+5.643	12:31:57.073
14	1:57.613	+5.735	12:33:54.686
15	1:55.602	+3.724	12:35:50.288
16	1:57.288	+5.410	12:37:47.576
17	1:55.808	+3.930	12:39:43.384
18	1:57.127	+5.249	12:41:40.511
19	1:56.811	+4.933	12:43:37.322
20	1:55.695	+3.817	12:45:33.017
21	1:56.000	+4.122	12:47:29.017
Best Tm: 1:54.433			

Lap	Lap Tm	Diff	Time of Day
70	2:26.956	+35.078	14:27:04.889
71	3:34.281	+1:42.403	14:30:39.170
72	2:58.125	+1:06.247	14:33:37.295
73	3:23.862	+1:31.984	14:37:01.157
74	3:30.524	+1:38.646	14:40:31.681
75	2:59.101	+1:07.223	14:43:30.782
76	1:54.219	+2.341	14:45:25.001
77	1:52.758	+0.880	14:47:17.759
78	1:59.879	+8.001	14:49:17.638
79	1:52.830	+0.952	14:51:10.468
80	1:56.602	+4.724	14:53:07.070
Best Tm: 1:51.878			

Lap	Lap Tm	Diff	Time of Day
43	1:54.585	+2.454	13:29:23.055
44	1:54.090	+1.959	13:31:17.145
45	1:54.227	+2.096	13:33:11.372
46	1:53.912	+1.781	13:35:05.284
47	1:53.664	+1.533	13:36:58.948
48	1:53.723	+1.592	13:38:52.671
49	1:53.349	+1.218	13:40:46.020
50	1:53.643	+1.512	13:42:39.663
51	2:02.633	+10.502	13:44:42.296
52	3:17.730	+1:25.599	13:48:00.026
Best Tm: 1:53.002			

Lap	Lap Tm	Diff	Time of Day
p22	3:06.679	+1:14.801	12:50:35.696
23	2:06.432	+14.554	12:52:42.128
24	1:54.620	+2.742	12:54:36.748
25	1:52.984	+1.106	12:56:29.732
26	1:51.914	+0.036	12:58:21.646
27	1:54.038	+2.160	13:00:15.684
28	1:53.336	+1.458	13:02:09.020
29	1:53.663	+1.785	13:04:02.683
30	1:52.634	+0.756	13:05:55.317
31	1:52.427	+0.549	13:07:47.744
32	1:54.285	+2.407	13:09:42.029
33	1:52.216	+0.338	13:11:34.245
34	1:53.743	+1.865	13:13:27.988
35	1:52.824	+0.946	13:15:20.812
36	1:52.790	+0.912	13:17:13.602
37	1:52.041	+0.163	13:19:05.643
38	1:52.460	+0.582	13:20:58.103
39	1:52.511	+0.633	13:22:50.614
40	1:52.553	+0.675	13:24:43.167
41	1:52.137	+0.259	13:26:35.304
42	1:52.689	+0.811	13:28:27.993
43	1:52.204	+0.326	13:30:20.197
44	1:54.002	+2.124	13:32:14.199
45	1:52.122	+0.244	13:34:06.321
46	1:52.591	+0.713	13:35:58.912
47	1:52.998	+1.120	13:37:51.910
48	1:53.051	+1.173	13:39:44.961
49	1:53.158	+1.280	13:41:38.119
50	1:53.885	+2.007	13:43:32.004
51	1:59.713	+7.835	13:45:31.717
52	2:34.162	+42.284	13:48:05.879
p53	4:29.815	+2:37.937	13:52:35.694
54	2:56.256	+1:04.378	13:55:31.950
55	1:53.652	+1.774	13:57:25.602
56	1:51.983	+0.105	13:59:17.585
57	1:52.008	+0.130	14:01:09.593
58	1:53.034	+1.156	14:03:02.627
59	1:52.896	+1.018	14:04:55.523
60	1:52.781	+0.903	14:06:48.304
61	1:53.194	+1.316	14:08:41.498
62	1:52.303	+0.425	14:10:33.801
63	1:51.878		14:12:25.679
64	1:52.671	+0.793	14:14:18.350
65	1:52.375	+0.497	14:16:10.725
66	1:52.325	+0.447	14:18:03.050
67	1:52.141	+0.263	14:19:55.191
68	2:46.099	+54.221	14:22:41.290
69	1:56.643	+4.765	14:24:37.933

(70) Tremblay / Bomarito

Jonathan Bomarito			
1	1:56.480	+4.349	12:08:43.751
2	1:53.384	+1.253	12:10:37.135
3	1:52.897	+0.766	12:12:30.032
4	1:52.968	+0.837	12:14:23.000
5	1:53.395	+1.264	12:16:16.395
6	1:53.038	+0.907	12:18:09.433
7	1:53.074	+0.943	12:20:02.507
8	1:53.323	+1.192	12:21:55.830
9	1:52.965	+0.834	12:23:48.795
10	1:54.515	+2.384	12:25:43.310
11	1:55.506	+3.375	12:27:38.816
12	1:53.234	+1.103	12:29:32.050
13	1:53.446	+1.315	12:31:25.496
14	1:53.306	+1.175	12:33:18.802
15	1:53.136	+1.005	12:35:11.938
16	1:53.407	+1.276	12:37:05.345
17	1:53.310	+1.179	12:38:58.655
18	1:53.563	+1.432	12:40:52.218
19	1:53.205	+1.074	12:42:45.423
20	1:53.559	+1.428	12:44:38.982
21	1:53.530	+1.399	12:46:32.512
22	1:53.735	+1.604	12:48:26.247
Best Tm: 1:52.897			

Sylvain Tremblay

p23	2:44.140	+52.009	12:51:10.387
24	2:06.254	+14.123	12:53:16.641
25	1:56.213	+4.082	12:55:12.854
26	1:53.677	+1.546	12:57:06.531
27	1:53.822	+1.691	12:59:00.353
28	1:54.024	+1.893	13:00:54.377
29	1:53.479	+1.348	13:02:47.856
30	1:53.687	+1.556	13:04:41.543
31	1:54.188	+2.057	13:06:35.731
32	1:53.446	+1.315	13:08:29.177
33	1:53.955	+1.824	13:10:23.132
34	1:54.495	+2.364	13:12:17.627
35	1:54.928	+2.797	13:14:12.555
36	1:54.468	+2.337	13:16:07.023
37	1:53.378	+1.247	13:18:00.401
38	1:54.004	+1.873	13:19:54.405
39	1:53.633	+1.502	13:21:48.038
40	1:53.509	+1.378	13:23:41.547
41	1:53.002	+0.871	13:25:34.549
42	1:53.921	+1.790	13:27:28.470

Jonathan Bomarito

p53	4:31.119	+2:38.988	13:52:31.145
54	3:00.338	+1:08.207	13:55:31.483
55	1:54.603	+2.472	13:57:26.086
56	1:52.336	+0.205	13:59:18.422
57	1:52.131		14:01:10.553
58	1:53.666	+1.535	14:03:04.219
59	1:53.106	+0.975	14:04:57.325
60	1:53.105	+0.974	14:06:50.430
61	1:53.452	+1.321	14:08:43.882
62	1:53.156	+1.025	14:10:37.038
63	1:58.910	+6.779	14:12:35.948
64	1:58.419	+6.288	14:14:34.367
65	1:55.870	+3.739	14:16:30.237
66	1:53.986	+1.855	14:18:24.223
67	1:53.548	+1.417	14:20:17.771
68	2:37.681	+45.550	14:22:55.452
69	2:10.240	+18.109	14:25:05.692
70	2:06.815	+14.684	14:27:12.507
71	3:34.139	+1:42.008	14:30:46.646
72	2:54.069	+1:01.938	14:33:40.715
73	3:31.143	+1:39.012	14:37:11.858
74	3:27.983	+1:35.852	14:40:39.841
75	2:53.046	+1:00.915	14:43:32.887
76	1:55.932	+3.801	14:45:28.819
77	1:54.873	+2.742	14:47:23.692
78	1:54.518	+2.387	14:49:18.210
79	1:55.354	+3.223	14:51:13.564
80	1:55.387	+3.256	14:53:08.951
Best Tm: 1:52.131			

(97) Schaldach/ Pumpelly

Gunter Schaldach			
1	1:59.857	+6.736	12:08:48.282
2	1:56.906	+3.785	12:10:45.188
3	1:55.249	+2.128	12:12:40.437
4	1:55.265	+2.144	12:14:35.702
5	1:55.386	+2.265	12:16:31.088
6	1:56.158	+3.037	12:18:27.246
7	1:57.051	+3.930	12:20:24.297
8	1:57.332	+4.211	12:22:21.629
9	1:57.065	+3.944	12:24:18.694
10	1:56.090	+2.969	12:26:14.784
11	1:55.845	+2.724	12:28:10.629
12	1:55.301	+2.180	12:30:05.930
13	1:56.716	+3.595	12:32:02.646
14	1:55.766	+2.645	12:33:58.412
15	1:55.990	+2.869	12:35:54.402

Timing & Scoring

Race Director

Orbits 4

www.amb-it.com

www.mylaps.com

Licensed to: Grand American Road Racing



PROVISIONAL

Virginia Int'l Raceway

Rolex Virginia International Raceway 3.270 Miles

Grand-Am Rolex Race 4/24/2010 12:00 PM

Race (2:45:00 Time) started at 12:06:02

Lap	Lap Tm	Diff	Time of Day
16	1:56.126	+3.005	12:37:50.528
17	1:55.604	+2.483	12:39:46.132
18	1:55.388	+2.267	12:41:41.520
19	1:56.280	+3.159	12:43:37.800
20	1:55.835	+2.714	12:45:33.635
21	1:56.129	+3.008	12:47:29.764
Best Tm: 1:55.249			

Lap	Lap Tm	Diff	Time of Day
Spencer Pumpelly			
p22	2:54.485	+1:01.364	12:50:24.249
23	2:02.569	+9.448	12:52:26.818
24	1:55.123	+2.002	12:54:21.941
25	1:53.521	+0.400	12:56:15.462
26	1:53.870	+0.749	12:58:09.332
27	1:54.255	+1.134	13:00:03.587
28	1:53.862	+0.741	13:01:57.449
29	1:56.474	+3.353	13:03:53.923
30	1:54.437	+1.316	13:05:48.360
31	1:54.900	+1.779	13:07:43.260
32	1:55.962	+2.841	13:09:39.222
33	1:54.004	+0.883	13:11:33.226
34	1:55.433	+2.312	13:13:28.659
35	1:54.093	+0.972	13:15:22.752
36	1:54.179	+1.058	13:17:16.931
37	1:54.929	+1.808	13:19:11.860
38	1:54.838	+1.717	13:21:06.698
39	1:54.661	+1.540	13:23:01.359
40	1:54.912	+1.791	13:24:56.271
41	1:54.597	+1.476	13:26:50.868
42	1:55.289	+2.168	13:28:46.157
43	1:54.882	+1.761	13:30:41.039
44	1:55.505	+2.384	13:32:36.544
45	1:54.855	+1.734	13:34:31.399
46	1:54.732	+1.611	13:36:26.131
47	1:54.622	+1.501	13:38:20.753
48	1:54.867	+1.746	13:40:15.620
49	1:55.888	+2.767	13:42:11.508
50	1:57.348	+4.227	13:44:08.856
51	2:00.426	+7.305	13:46:09.282
52	2:04.867	+11.746	13:48:14.149
p53	4:32.738	+2:39.617	13:52:46.887
54	2:47.821	+54.700	13:55:34.708
55	1:57.812	+4.691	13:57:32.520
56	1:53.501	+0.380	13:59:26.021
57	1:53.559	+0.438	14:01:19.580
58	1:53.585	+0.464	14:03:13.165
59	1:53.386	+0.265	14:05:06.551
60	1:53.751	+0.630	14:07:00.302
61	1:53.682	+0.561	14:08:53.984
62	1:54.511	+1.390	14:10:48.495
63	1:53.958	+0.837	14:12:42.453
64	1:55.087	+1.966	14:14:37.540
65	2:01.185	+8.064	14:16:38.725
66	1:54.737	+1.616	14:18:33.462
67	1:56.344	+3.223	14:20:29.806
68	2:29.333	+36.212	14:22:59.139
69	2:09.793	+16.672	14:25:08.932
70	2:05.986	+12.865	14:27:14.918
p71	4:04.034	+2:10.913	14:31:18.952
72	2:27.712	+34.591	14:33:46.664
73	3:36.585	+1:43.464	14:37:23.249

Lap	Lap Tm	Diff	Time of Day
74	3:25.359	+1:32.238	14:40:48.608
75	2:48.174	+55.053	14:43:36.782
76	1:54.362	+1.241	14:45:31.144
77	1:55.151	+2.030	14:47:26.295
78	1:53.121		14:49:19.416
79	1:54.795	+1.674	14:51:14.211
80	1:55.212	+2.091	14:53:09.423
Best Tm: 1:53.121			

(68) Edwards/ Christodoulou			
Adam Christodoulou			
Lap	Lap Tm	Diff	Time of Day
1	1:58.852	+5.371	12:08:46.582
2	1:55.169	+1.688	12:10:41.751
3	1:55.269	+1.788	12:12:37.020
4	1:55.551	+2.070	12:14:32.571
5	1:55.558	+2.077	12:16:28.129
6	1:55.611	+2.130	12:18:23.740
7	1:56.567	+3.086	12:20:20.307
8	1:57.927	+4.446	12:22:18.234
9	1:55.575	+2.094	12:24:13.809
10	1:54.804	+1.323	12:26:08.613
11	1:54.606	+1.125	12:28:03.219
12	1:54.897	+1.416	12:29:58.116
13	1:54.589	+1.108	12:31:52.705
14	1:54.903	+1.422	12:33:47.608
15	1:55.187	+1.706	12:35:42.795
16	1:56.045	+2.564	12:37:38.840
17	1:55.674	+2.193	12:39:34.514
18	1:55.618	+2.137	12:41:30.132
19	1:55.415	+1.934	12:43:25.547
20	1:54.928	+1.447	12:45:20.475
21	1:55.000	+1.519	12:47:15.475
p22	2:48.260	+54.779	12:50:03.735
23	2:04.201	+10.720	12:52:07.936
24	1:55.170	+1.689	12:54:03.106
25	1:53.481		12:55:56.587
26	1:54.718	+1.237	12:57:51.305
27	1:54.937	+1.456	12:59:46.242
28	1:53.692	+0.211	13:01:39.934
29	1:53.771	+0.290	13:03:33.705
30	1:53.970	+0.489	13:05:27.675
31	1:54.437	+0.956	13:07:22.112
32	1:57.633	+4.152	13:09:19.745
33	1:54.122	+0.641	13:11:13.867
34	1:54.223	+0.742	13:13:08.090
35	1:54.815	+1.334	13:15:02.905
36	1:54.168	+0.687	13:16:57.073
37	1:54.499	+1.018	13:18:51.572
38	1:55.113	+1.632	13:20:46.685
39	1:53.782	+0.301	13:22:40.467
40	1:54.219	+0.738	13:24:34.686
41	1:56.120	+2.639	13:26:30.806
42	1:53.956	+0.475	13:28:24.762
43	1:54.917	+1.436	13:30:19.679
44	1:55.449	+1.968	13:32:15.128
45	1:54.705	+1.224	13:34:09.833
46	1:56.078	+2.597	13:36:05.911
47	1:55.275	+1.794	13:38:01.186
48	1:54.547	+1.066	13:39:55.733
49	1:54.601	+1.120	13:41:50.334

Lap	Lap Tm	Diff	Time of Day
50	1:56.051	+2.570	13:43:46.385
51	2:00.642	+7.161	13:45:47.027
52	2:20.498	+27.017	13:48:07.525
Best Tm: 1:53.481			
John Edwards			
p53	4:37.080	+2:43.599	13:52:44.605
54	2:49.368	+55.887	13:55:33.973
55	1:56.327	+2.846	13:57:30.300
56	1:54.916	+1.435	13:59:25.216
57	1:53.914	+0.433	14:01:19.130
58	1:53.861	+0.380	14:03:12.991
59	1:54.296	+0.815	14:05:07.287
60	1:54.067	+0.586	14:07:01.354
61	1:54.063	+0.582	14:08:55.417
62	1:54.200	+0.719	14:10:49.617
63	1:53.697	+0.216	14:12:43.314
64	1:54.810	+1.329	14:14:38.124
65	1:54.887	+1.406	14:16:33.011
66	1:54.024	+0.543	14:18:27.035
67	1:54.824	+1.343	14:20:21.859
68	2:35.674	+42.193	14:22:57.533
69	2:09.391	+15.910	14:25:06.924
70	2:07.165	+13.684	14:27:14.089
71	3:33.979	+1:40.498	14:30:48.068
72	2:53.333	+59.852	14:33:41.401
73	3:33.236	+1:39.755	14:37:14.637
74	3:26.774	+1:33.293	14:40:41.411
75	2:52.149	+58.668	14:43:33.560
76	1:56.237	+2.756	14:45:29.797
77	1:54.561	+1.080	14:47:24.358
78	1:54.070	+0.589	14:49:18.428
79	1:55.334	+1.853	14:51:13.762
80	1:55.676	+2.195	14:53:09.438
Best Tm: 1:53.697			

(40) Foster/ Dempsey/ Espenlaub			
Patrick Dempsey			
Lap	Lap Tm	Diff	Time of Day
1	2:02.917	+8.981	12:08:51.774
2	1:57.288	+3.352	12:10:49.062
Best Tm: 1:57.288			
3	1:56.602	+2.666	12:12:45.664
4	1:56.256	+2.320	12:14:41.920
5	1:56.596	+2.660	12:16:38.516
6	1:58.790	+4.854	12:18:37.306
7	1:57.115	+3.179	12:20:34.421
8	1:57.218	+3.282	12:22:31.639
9	1:57.012	+3.076	12:24:28.651
10	1:56.855	+2.919	12:26:25.506
11	1:56.261	+2.325	12:28:21.767
12	1:56.520	+2.584	12:30:18.287
13	1:56.848	+2.912	12:32:15.135
14	1:56.066	+2.130	12:34:11.201
15	1:57.449	+3.513	12:36:08.650
16	1:56.887	+2.951	12:38:05.537
17	1:57.860	+3.924	12:40:03.397
18	1:57.736	+3.800	12:42:01.133
19	1:56.579	+2.643	12:43:57.712



PROVISIONAL

Virginia Int'l Raceway

Rolex Virginia International Raceway 3.270 Miles

Grand-Am Rolex Race 4/24/2010 12:00 PM

Race (2:45:00 Time) started at 12:06:02

Lap	Lap Tm	Diff	Time of Day
20	1:56.129	+2.193	12:45:53.841
21	1:56.557	+2.621	12:47:50.398
p22	2:10.914	+16.978	12:50:01.312
Joe Foster			
23	3:04.483	+1:10.547	12:53:05.795
24	1:56.941	+3.005	12:55:02.736
25	1:56.385	+2.449	12:56:59.121
26	1:54.813	+0.877	12:58:53.934
27	1:55.805	+1.869	13:00:49.739
28	1:54.913	+0.977	13:02:44.652
29	1:55.571	+1.635	13:04:40.223
30	1:55.312	+1.376	13:06:35.535
31	1:54.712	+0.776	13:08:30.247
32	1:54.529	+0.593	13:10:24.776
33	1:55.137	+1.201	13:12:19.913
34	1:54.614	+0.678	13:14:14.527
35	1:54.685	+0.749	13:16:09.212
36	1:55.273	+1.337	13:18:04.485
37	2:06.957	+13.021	13:20:11.442
38	1:56.011	+2.075	13:22:07.453
39	1:55.378	+1.442	13:24:02.831
40	1:55.314	+1.378	13:25:58.145
41	1:56.388	+2.452	13:27:54.533
42	1:56.498	+2.562	13:29:51.031
43	1:55.998	+2.062	13:31:47.029
44	1:56.873	+2.937	13:33:43.902
45	1:56.700	+2.764	13:35:40.602
46	1:56.594	+2.658	13:37:37.196
47	1:56.423	+2.487	13:39:33.619
48	1:57.220	+3.284	13:41:30.839
49	1:56.530	+2.594	13:43:27.369
50	2:00.376	+6.440	13:45:27.745
51	2:37.274	+43.338	13:48:05.019
52	3:39.587	+1:45.651	13:51:44.606
53	2:05.701	+11.765	13:53:50.307
p54	2:09.676	+15.740	13:55:59.983
55	2:50.296	+56.360	13:58:50.279
56	1:59.672	+5.736	14:00:49.951
57	1:57.619	+3.683	14:02:47.570
58	1:54.760	+0.824	14:04:42.330
59	1:54.019	+0.083	14:06:36.349
60	1:54.850	+0.914	14:08:31.199
61	1:54.537	+0.601	14:10:25.736
62	1:54.699	+0.763	14:12:20.435
63	1:54.530	+0.594	14:14:14.965
64	1:55.218	+1.282	14:16:10.183
65	1:55.018	+1.082	14:18:05.201
66	1:55.584	+1.648	14:20:00.785
67	2:43.493	+49.557	14:22:44.278
68	2:03.390	+9.454	14:24:47.668
69	2:18.230	+24.294	14:27:05.898
70	3:34.342	+1:40.406	14:30:40.240
71	2:57.533	+1:03.597	14:33:37.773
72	3:28.552	+1:34.616	14:37:06.325
73	3:29.128	+1:35.192	14:40:35.453
74	2:56.655	+1:02.719	14:43:32.108
75	1:58.556	+4.620	14:45:30.664
76	1:56.091	+2.155	14:47:26.755
77	1:53.936		14:49:20.691
78	1:54.054	+0.118	14:51:14.745
79	1:55.424	+1.488	14:53:10.169

Lap	Lap Tm	Diff	Time of Day
Best Tm: 1:53.936			
(43) Nonnamaker/ Nonnamaker			
Joe Nonnamaker			
1	2:04.129	+10.414	12:08:53.768
2	1:58.735	+5.020	12:10:52.503
3	1:57.749	+4.034	12:12:50.252
4	1:57.699	+3.984	12:14:47.951
5	1:58.640	+4.925	12:16:46.591
6	1:57.734	+4.019	12:18:44.325
7	1:58.232	+4.517	12:20:42.557
8	1:57.883	+4.168	12:22:40.440
9	1:58.008	+4.293	12:24:38.448
10	1:57.158	+3.443	12:26:35.606
11	1:57.579	+3.864	12:28:33.185
12	1:57.770	+4.055	12:30:30.955
13	1:57.500	+3.785	12:32:28.455
14	1:57.735	+4.020	12:34:26.190
15	1:58.617	+4.902	12:36:24.807
16	1:57.903	+4.188	12:38:22.710
17	1:57.917	+4.202	12:40:20.627
18	1:56.614	+2.899	12:42:17.241
19	1:57.535	+3.820	12:44:14.776
20	1:56.891	+3.176	12:46:11.667
Best Tm: 1:56.614			
Wayne Nonnamaker			
p21	3:06.239	+1:12.524	12:49:17.906
22	2:07.888	+14.173	12:51:25.794
23	1:57.344	+3.629	12:53:23.138
24	1:55.337	+1.622	12:55:18.475
25	1:54.698	+0.983	12:57:13.173
26	1:55.395	+1.680	12:59:08.568
27	1:55.049	+1.334	13:01:03.617
28	1:55.192	+1.477	13:02:58.809
29	1:55.337	+1.622	13:04:54.146
30	1:54.185	+0.470	13:06:48.331
31	1:53.872	+0.157	13:08:42.203
32	1:54.609	+0.894	13:10:36.812
33	1:53.715		13:12:30.527
34	2:02.453	+8.738	13:14:32.980
35	1:54.702	+0.987	13:16:27.682
36	1:55.157	+1.442	13:18:22.839
37	1:56.475	+2.760	13:20:19.314
38	1:56.662	+2.947	13:22:15.976
39	1:55.831	+2.116	13:24:11.807
40	1:56.181	+2.466	13:26:07.988
41	1:55.851	+2.136	13:28:03.839
42	1:55.719	+2.004	13:29:59.558
43	1:55.778	+2.063	13:31:55.336
44	1:56.354	+2.639	13:33:51.690
45	1:56.141	+2.426	13:35:47.831
46	1:55.849	+2.134	13:37:43.680
47	1:56.239	+2.524	13:39:39.919
48	1:55.194	+1.479	13:41:35.113
49	1:56.539	+2.824	13:43:31.652
50	1:59.625	+5.910	13:45:31.277
p51	3:20.959	+1:27.244	13:48:52.236
p52	4:20.167	+2:26.452	13:53:12.403
53	2:23.424	+29.709	13:55:35.827

Lap	Lap Tm	Diff	Time of Day
54	1:57.770	+4.055	13:57:33.597
55	1:54.336	+0.621	13:59:27.933
56	1:54.973	+1.258	14:01:22.906
57	1:54.450	+0.735	14:03:17.356
58	1:54.485	+0.770	14:05:11.841
59	1:54.141	+0.426	14:07:05.982
60	1:54.816	+1.101	14:09:00.798
61	1:55.045	+1.330	14:10:55.843
62	1:53.745	+0.030	14:12:49.588
63	2:23.650	+29.935	14:15:13.238
64	1:55.196	+1.481	14:17:08.434
65	1:54.052	+0.337	14:19:02.486
66	1:54.760	+1.045	14:20:57.246
67	2:07.134	+13.419	14:23:04.380
68	2:20.876	+27.161	14:25:25.256
69	2:00.008	+6.293	14:27:25.264
p70	4:09.405	+2:15.690	14:31:34.669
71	2:12.846	+19.131	14:33:47.515
72	3:36.915	+1:43.200	14:37:24.430
73	3:25.270	+1:31.555	14:40:49.700
74	2:47.798	+54.083	14:43:37.498
75	1:55.285	+1.570	14:45:32.783
76	1:54.534	+0.819	14:47:27.317
77	1:53.791	+0.076	14:49:21.108
78	1:53.887	+0.172	14:51:14.995
79	1:55.483	+1.768	14:53:10.478
Best Tm: 1:53.715			
(46) Lewis/ Pilgrim			
Shane Lewis			
1	2:00.185	+5.954	12:08:48.134
2	1:55.858	+1.627	12:10:43.992
3	1:55.497	+1.266	12:12:39.489
4	1:55.568	+1.337	12:14:35.057
5	1:55.489	+1.258	12:16:30.546
6	1:58.923	+4.692	12:18:29.469
7	1:58.431	+4.200	12:20:27.900
8	1:57.471	+3.240	12:22:25.371
9	1:56.560	+2.329	12:24:21.931
10	1:57.297	+3.066	12:26:19.228
11	1:56.028	+1.797	12:28:15.256
12	1:56.115	+1.884	12:30:11.371
13	1:56.096	+1.865	12:32:07.467
14	1:55.999	+1.768	12:34:03.466
15	1:57.120	+2.889	12:36:00.586
16	1:56.814	+2.583	12:37:57.400
17	1:57.037	+2.806	12:39:54.437
18	1:56.120	+1.889	12:41:50.557
19	1:56.936	+2.705	12:43:47.493
20	1:56.555	+2.324	12:45:44.048
21	1:56.576	+2.345	12:47:40.624
Best Tm: 1:55.489			
Andy Pilgrim			
p22	3:47.360	+1:53.129	12:51:27.984
23	2:13.622	+19.391	12:53:41.606
24	1:56.802	+2.571	12:55:38.408
25	1:57.937	+3.706	12:57:36.345
26	1:57.310	+3.079	12:59:33.655
27	1:56.208	+1.977	13:01:29.863

Timing & Scoring

Race Director

Orbits 4

www.amb-it.com

www.mylaps.com

Licensed to: Grand American Road Racing




PROVISIONAL

Virginia Int'l Raceway

Rolex Virginia International Raceway 3.270 Miles

Grand-Am Rolex Race 4/24/2010 12:00 PM

Race (2:45:00 Time) started at 12:06:02



Lap	Lap Tm	Diff	Time of Day
28	1:56.864	+2.633	13:03:26.727
p29	2:51.640	+57.409	13:06:18.367
30	2:07.031	+12.800	13:08:25.398
31	1:57.749	+3.518	13:10:23.147
32	1:59.405	+5.174	13:12:22.552
33	1:57.091	+2.860	13:14:19.643
34	2:00.147	+5.916	13:16:19.790
35	1:57.628	+3.397	13:18:17.418
36	1:57.207	+2.976	13:20:14.625
37	1:57.090	+2.859	13:22:11.715
38	1:56.418	+2.187	13:24:08.133
39	1:56.899	+2.668	13:26:05.032
40	1:57.052	+2.821	13:28:02.084
41	1:57.180	+2.949	13:29:59.264
42	1:57.370	+3.139	13:31:56.634
43	1:56.642	+2.411	13:33:53.276
44	1:57.750	+3.519	13:35:51.026
45	1:56.442	+2.211	13:37:47.468
46	1:57.429	+3.198	13:39:44.897
47	1:58.742	+4.511	13:41:43.639
48	1:57.518	+3.287	13:43:41.157
49	2:03.700	+9.469	13:45:44.857
50	2:21.895	+27.664	13:48:06.752

Best Tm: 1:56.208

Shane Lewis

p51	4:50.759	+2:56.528	13:52:57.511
52	2:37.470	+43.239	13:55:34.981
53	1:58.283	+4.052	13:57:33.264
54	1:54.231		13:59:27.495
55	1:54.863	+0.632	14:01:22.358
56	1:54.855	+0.624	14:03:17.213
57	1:55.525	+1.294	14:05:12.738
58	1:55.988	+1.757	14:07:08.726
59	1:56.447	+2.216	14:09:05.173
60	1:55.473	+1.242	14:11:00.646
61	1:56.412	+2.181	14:12:57.058
62	1:56.894	+2.663	14:14:53.952
63	1:56.726	+2.495	14:16:50.678
64	1:55.953	+1.722	14:18:46.631
65	1:56.521	+2.290	14:20:43.152
66	2:18.104	+23.873	14:23:01.256
67	2:17.076	+22.845	14:25:18.332
68	2:00.884	+6.653	14:27:19.216
69	3:31.857	+1:37.626	14:30:51.073
70	2:52.658	+58.427	14:33:43.731
71	3:32.972	+1:38.741	14:37:16.703
72	3:26.623	+1:32.392	14:40:43.326
73	2:51.508	+57.277	14:43:34.834
74	1:57.234	+3.003	14:45:32.068
75	1:56.036	+1.805	14:47:28.104
76	1:55.773	+1.542	14:49:23.877
77	1:55.523	+1.292	14:51:19.400
78	1:55.447	+1.216	14:53:14.847

Best Tm: 1:54.231

(56) Skeen/ Bennett IV

Mike Skeen			
1	2:04.191	+8.879	12:08:53.421
2	1:56.730	+1.418	12:10:50.151

Lap	Lap Tm	Diff	Time of Day
3	1:56.084	+0.772	12:12:46.235
4	1:56.470	+1.158	12:14:42.705
5	1:56.144	+0.832	12:16:38.849
6	1:59.298	+3.986	12:18:38.147
7	1:56.670	+1.358	12:20:34.817
8	1:57.100	+1.788	12:22:31.917
9	1:57.374	+2.062	12:24:29.291
10	1:57.363	+2.051	12:26:26.654
11	1:57.185	+1.873	12:28:23.839
12	1:56.954	+1.642	12:30:20.793
13	1:57.024	+1.712	12:32:17.817
14	1:57.551	+2.239	12:34:15.368
15	1:58.274	+2.962	12:36:13.642
16	1:57.349	+2.037	12:38:10.991
17	1:57.296	+1.984	12:40:08.287
18	1:58.245	+2.933	12:42:06.532
19	1:57.711	+2.399	12:44:04.243
20	1:57.425	+2.113	12:46:01.668

Best Tm: 1:56.084

Skip Bennett IV

p21	3:29.290	+1:33.978	12:49:30.958
22	2:09.974	+14.662	12:51:40.932
23	2:03.103	+7.791	12:53:44.035
24	2:04.795	+9.483	12:55:48.830
25	2:02.374	+7.062	12:57:51.204
26	2:01.554	+6.242	12:59:52.758
27	2:02.771	+7.459	13:01:55.529
28	2:03.688	+8.376	13:03:59.217
29	2:04.995	+9.683	13:06:04.212
30	2:02.695	+7.383	13:08:06.907
31	2:03.705	+8.393	13:10:10.612
32	2:03.276	+7.964	13:12:13.888
33	2:02.799	+7.487	13:14:16.687
34	2:02.894	+7.582	13:16:19.581
35	2:02.845	+7.533	13:18:22.426
36	2:03.375	+8.063	13:20:25.801
37	2:02.567	+7.255	13:22:28.368
38	2:02.718	+7.406	13:24:31.086
39	2:03.206	+7.894	13:26:34.292
40	2:02.583	+7.271	13:28:36.875
41	2:03.984	+8.672	13:30:40.859
42	2:17.526	+22.214	13:32:58.385

Best Tm: 2:01.554

Mike Skeen

p43	3:31.496	+1:36.184	13:36:29.881
44	2:08.025	+12.713	13:38:37.906
45	1:56.172	+0.860	13:40:34.078
46	1:55.312		13:42:29.390
47	1:59.036	+3.724	13:44:28.426
48	2:02.707	+7.395	13:46:31.133
49	1:59.817	+4.505	13:48:30.950
p50	3:55.953	+2:00.641	13:52:26.903
51	3:04.276	+1:08.964	13:55:31.179
52	1:57.397	+2.085	13:57:28.576
53	1:58.683	+3.371	13:59:27.259
54	1:56.607	+1.295	14:01:23.866
55	1:55.552	+0.240	14:03:19.418
56	1:56.209	+0.897	14:05:15.627
57	1:56.575	+1.263	14:07:12.202

Lap	Lap Tm	Diff	Time of Day
58	1:55.612	+0.300	14:09:07.814
59	1:55.684	+0.372	14:11:03.498
60	1:57.350	+2.208	14:13:00.848
61	1:57.715	+2.403	14:14:58.563
62	1:58.424	+3.112	14:16:56.987
63	1:56.800	+1.488	14:18:53.787
64	1:58.170	+2.858	14:20:51.957
65	2:11.105	+15.793	14:23:03.062
66	2:20.996	+25.684	14:25:24.058
67	2:00.581	+5.269	14:27:24.639
68	3:27.546	+1:32.234	14:30:52.185
69	2:53.262	+57.950	14:33:45.447
70	3:34.106	+1:38.794	14:37:19.553
71	3:24.800	+1:29.488	14:40:44.353
72	2:51.543	+56.231	14:43:35.896
73	1:58.292	+2.980	14:45:34.188
74	1:58.776	+3.464	14:47:32.964
75	1:56.497	+1.185	14:49:29.461
76	1:56.586	+1.274	14:51:26.047
77	1:56.662	+1.350	14:53:22.709

Best Tm: 1:55.312

(9) Borcheller/ Barbosa/ France

Terry Borcheller			
1	1:50.650	+6.085	12:07:54.327
2	1:46.225	+1.660	12:09:40.552
3	1:45.243	+0.678	12:11:25.795
4	1:46.461	+1.896	12:13:12.256
5	1:45.608	+1.043	12:14:57.864
6	1:48.172	+3.607	12:16:46.036
7	1:47.897	+3.332	12:18:33.933
8	1:50.467	+5.902	12:20:24.400
9	1:48.656	+4.091	12:22:13.056
10	1:47.076	+2.511	12:24:00.132
11	1:46.251	+1.686	12:25:46.383
12	1:49.605	+5.040	12:27:35.988
13	1:48.019	+3.454	12:29:24.007
14	1:48.082	+3.517	12:31:12.089
15	1:48.143	+3.578	12:33:00.232
16	1:48.610	+4.045	12:34:48.842
17	1:47.826	+3.261	12:36:36.668
18	1:47.347	+2.782	12:38:24.015
19	1:47.460	+2.895	12:40:11.475
20	1:49.209	+4.644	12:42:00.684
21	1:47.230	+2.665	12:43:47.914
22	1:49.237	+4.672	12:45:37.151

Best Tm: 1:45.243

Joao Barbosa

p23	2:56.345	+1:11.780	12:48:33.496
24	1:59.606	+15.041	12:50:33.102
25	1:48.122	+3.557	12:52:21.224
26	1:45.863	+1.298	12:54:07.087
27	1:47.444	+2.879	12:55:54.531
28	1:46.122	+1.557	12:57:40.653
29	1:45.028	+0.463	12:59:25.681
30	1:45.284	+0.719	13:01:10.965
31	1:45.569	+1.004	13:02:56.534
32	1:45.497	+0.932	13:04:42.031
33	1:46.084	+1.519	13:06:28.115

Timing & Scoring

Race Director

Orbits 4

www.amb-it.com

www.mylaps.com

Licensed to: Grand American Road Racing



PROVISIONAL

Virginia Int'l Raceway

Rolex Virginia International Raceway 3.270 Miles

Grand-Am Rolex Race 4/24/2010 12:00 PM

Race (2:45:00 Time) started at 12:06:02

Lap	Lap Tm	Diff	Time of Day
34	1:48.250	+3.685	13:08:16.365
35	1:46.247	+1.682	13:10:02.612
36	1:46.091	+1.526	13:11:48.703
37	1:47.888	+3.323	13:13:36.591
38	1:45.801	+1.236	13:15:22.392
39	1:45.679	+1.114	13:17:08.071
40	1:46.091	+1.526	13:18:54.162
41	1:46.989	+2.424	13:20:41.151
42	1:46.793	+2.228	13:22:27.944
43	1:45.171	+0.606	13:24:13.115
44	1:46.324	+1.759	13:25:59.439
45	1:45.735	+1.170	13:27:45.174
46	1:45.787	+1.222	13:29:30.961
47	1:46.290	+1.725	13:31:17.251
48	1:46.111	+1.546	13:33:03.362
49	1:46.512	+1.947	13:34:49.874
50	1:45.198	+0.633	13:36:35.072
51	1:45.500	+0.935	13:38:20.572
52	1:45.727	+1.162	13:40:06.299
53	1:47.534	+2.969	13:41:53.833
54	1:47.775	+3.210	13:43:41.608
55	2:03.513	+18.948	13:45:45.121
p56	3:09.974	+1:25.409	13:48:55.095
57	3:06.840	+1:22.275	13:52:01.935
58	3:26.304	+1:41.739	13:55:28.239
59	1:49.222	+4.657	13:57:17.461
60	1:45.496	+0.931	13:59:02.957
61	1:45.259	+0.694	14:00:48.216
62	1:47.869	+3.304	14:02:36.085
63	1:44.671	+0.106	14:04:20.756
64	1:44.565		14:06:05.321
65	1:44.920	+0.355	14:07:50.241
66	1:45.021	+0.456	14:09:35.262
67	1:45.541	+0.976	14:11:20.803
68	1:45.222	+0.657	14:13:06.025
69	1:46.439	+1.874	14:14:52.464
70	1:45.893	+1.328	14:16:38.357
71	1:45.748	+1.183	14:18:24.105
72	1:47.522	+2.957	14:20:11.627
73	2:39.790	+55.225	14:22:51.417
74	4:07.869	+2:23.304	14:26:59.286
75	3:31.543	+1:46.978	14:30:30.829
76	3:03.198	+1:18.633	14:33:34.027

Best Tm: 1:44.565

(42) Sahlen/ Nonnamaker

Joe Sahlen			
1	2:05.868	+9.498	12:08:55.427
2	1:59.058	+2.688	12:10:54.485
3	1:58.663	+2.293	12:12:53.148
4	1:57.948	+1.578	12:14:51.096
5	1:59.953	+3.583	12:16:51.049
p6	3:13.861	+1:17.491	12:20:04.910
7	2:16.442	+20.072	12:22:21.352
8	2:00.474	+4.104	12:24:21.826
9	1:59.022	+2.652	12:26:20.848
10	1:57.346	+0.976	12:28:18.194
11	1:57.256	+0.886	12:30:15.450
12	1:57.655	+1.285	12:32:13.105
13	1:57.756	+1.386	12:34:10.861

Lap	Lap Tm	Diff	Time of Day
14	1:59.442	+3.072	12:36:10.303
15	1:58.245	+1.875	12:38:08.548
16	1:58.789	+2.419	12:40:07.337
17	1:58.524	+2.154	12:42:05.861
18	1:57.571	+1.201	12:44:03.432
19	1:57.556	+1.186	12:46:00.988
20	1:57.427	+1.057	12:47:58.415
21	1:57.455	+1.085	12:49:55.870
22	1:57.120	+0.750	12:51:52.990
23	1:59.005	+2.635	12:53:51.995
24	1:57.637	+1.267	12:55:49.632
25	2:00.357	+3.987	12:57:49.989
26	1:58.899	+2.529	12:59:48.888
27	1:58.037	+1.667	13:01:46.925
28	1:58.806	+2.436	13:03:45.731
29	2:00.678	+4.308	13:05:46.409
30	2:00.241	+3.871	13:07:46.650
31	2:01.776	+5.406	13:09:48.426
32	1:59.710	+3.340	13:11:48.136
33	1:58.523	+2.153	13:13:46.659
34	1:59.953	+3.583	13:15:46.612
35	1:58.952	+2.582	13:17:45.564
36	1:59.563	+3.193	13:19:45.127
37	2:00.589	+4.219	13:21:45.716
38	2:01.089	+4.719	13:23:46.805

Best Tm: 1:57.120

Will Nonnamaker

p39	3:27.135	+1:30.765	13:27:13.940
40	2:14.308	+17.938	13:29:28.248
41	1:59.529	+3.159	13:31:27.777
42	1:58.901	+2.531	13:33:26.678
43	1:57.840	+1.470	13:35:24.518
44	1:58.292	+1.922	13:37:22.810
45	1:58.105	+1.735	13:39:20.915
46	1:57.324	+0.954	13:41:18.239
47	1:59.214	+2.844	13:43:17.453
48	2:02.165	+5.795	13:45:19.618
49	2:43.568	+47.198	13:48:03.186
p50	4:41.020	+2:44.650	13:52:44.206
51	2:49.455	+53.085	13:55:33.661
52	2:01.603	+5.233	13:57:35.264
53	1:57.411	+1.041	13:59:32.675
54	1:57.436	+1.066	14:01:30.111
55	1:57.759	+1.389	14:03:27.870
56	1:57.343	+0.973	14:05:25.213
57	1:58.764	+2.394	14:07:23.977
58	2:00.382	+4.012	14:09:24.359
59	2:03.160	+6.790	14:11:27.519
60	2:01.807	+5.437	14:13:29.326
61	2:02.104	+5.734	14:15:31.430
62	2:02.593	+6.223	14:17:34.023
p63	3:37.146	+1:40.776	14:21:11.169
64	2:10.131	+13.761	14:23:21.300
65	2:14.678	+18.308	14:25:35.978
66	1:59.154	+2.784	14:27:35.132
67	3:18.485	+1:22.115	14:30:53.617
68	2:52.338	+55.968	14:33:45.955
69	3:36.480	+1:40.110	14:37:22.435
70	3:25.373	+1:29.003	14:40:47.808
71	2:48.815	+52.445	14:43:36.623

Lap	Lap Tm	Diff	Time of Day
72	1:59.224	+2.854	14:45:35.847
73	1:57.537	+1.167	14:47:33.384
74	1:56.775	+0.405	14:49:30.159
75	1:56.431	+0.061	14:51:26.590
76	1:56.370		14:53:22.960

Best Tm: 1:56.370

(28) Collins/ Lux

Kelly Collins

1	1:58.990	+6.586	12:08:46.961
2	1:55.331	+2.927	12:10:42.292
3	1:55.165	+2.761	12:12:37.457
4	1:55.806	+3.402	12:14:33.263
5	1:55.507	+3.103	12:16:28.770
6	1:56.233	+3.829	12:18:25.003
7	1:59.028	+6.624	12:20:24.031
8	1:57.425	+5.021	12:22:21.456
9	1:56.448	+4.044	12:24:17.904
10	1:56.230	+3.826	12:26:14.134
11	1:55.713	+3.309	12:28:09.847
12	1:55.792	+3.388	12:30:05.639
13	1:56.296	+3.892	12:32:01.935
14	1:56.109	+3.705	12:33:58.044
15	1:56.083	+3.679	12:35:54.127
16	1:56.182	+3.778	12:37:50.309
17	1:57.571	+5.167	12:39:47.880
18	1:56.051	+3.647	12:41:43.931
19	1:56.164	+3.760	12:43:40.095
20	1:57.320	+4.916	12:45:37.415
21	1:56.129	+3.725	12:47:33.544
p22	2:53.076	+1:00.672	12:50:26.620
23	2:06.824	+14.420	12:52:33.444
24	1:56.473	+4.069	12:54:29.917
25	1:54.249	+1.845	12:56:24.166
26	1:56.132	+3.728	12:58:20.298
27	1:56.224	+3.820	13:00:16.522
28	1:55.942	+3.538	13:02:12.464
29	1:55.331	+2.927	13:04:07.795
30	1:56.395	+3.991	13:06:04.190
31	1:55.518	+3.114	13:07:59.708
32	1:55.623	+3.219	13:09:55.331
33	1:57.110	+4.706	13:11:52.441
34	1:57.047	+4.643	13:13:49.488
35	1:57.246	+4.842	13:15:46.734
36	1:55.779	+3.375	13:17:42.513
37	1:55.909	+3.505	13:19:38.422
38	1:56.100	+3.696	13:21:34.522
39	1:56.765	+4.361	13:23:31.287
40	1:55.581	+3.177	13:25:26.868
41	1:55.748	+3.344	13:27:22.616
42	1:56.658	+4.254	13:29:19.274

Best Tm: 1:54.249

Eric Lux

p43	3:03.226	+1:10.822	13:32:22.500
44	2:04.869	+12.465	13:34:27.369
45	1:53.144	+0.740	13:36:20.513
46	1:53.043	+0.639	13:38:13.556
47	1:52.788	+0.384	13:40:06.344
48	1:53.807	+1.403	13:42:00.151

Timing & Scoring

Race Director

Orbits 4

www.amb-it.com

www.mylaps.com

Licensed to: Grand American Road Racing



PROVISIONAL

Virginia Int'l Raceway

Rolex Virginia International Raceway 3.270 Miles

Grand-Am Rolex Race 4/24/2010 12:00 PM

Race (2:45:00 Time) started at 12:06:02



Lap	Lap Tm	Diff	Time of Day
49	1:54.954	+2.550	13:43:55.105
50	1:59.788	+7.384	13:45:54.893
51	2:14.464	+22.060	13:48:09.357
p52	4:05.784	+2:13.380	13:52:15.141
53	3:15.292	+1:22.888	13:55:30.433
54	1:53.513	+1.109	13:57:23.946
55	1:52.404		13:59:16.350
56	1:52.966	+0.562	14:01:09.316
57	1:53.549	+1.145	14:03:02.865
58	1:53.606	+1.202	14:04:56.471
59	1:53.345	+0.941	14:06:49.816
60	1:53.682	+1.278	14:08:43.498
61	1:53.124	+0.720	14:10:36.622
62	1:53.527	+1.123	14:12:30.149
p63	8:00.857	+6:08.453	14:20:31.006
64	2:29.685	+37.281	14:23:00.691
65	2:16.849	+24.445	14:25:17.540
66	2:00.907	+8.503	14:27:18.447
67	3:31.143	+1:38.739	14:30:49.590
68	2:52.888	+1:00.484	14:33:42.478
69	3:33.231	+1:40.827	14:37:15.709
70	3:26.918	+1:34.514	14:40:42.627
71	2:51.803	+59.399	14:43:34.430
p72	2:07.372	+14.968	14:45:41.802
73	1:58.952	+6.548	14:47:40.754
74	1:54.086	+1.682	14:49:34.840
75	1:53.373	+0.969	14:51:28.213
76	1:57.209	+4.805	14:53:25.422
Best Tm: 1:52.404			

(81) Murry/ Huisman

David Murry			
Lap	Lap Tm	Diff	Time of Day
p1	2:27.235	+32.875	12:09:17.157
2	2:01.950	+7.590	12:11:19.107
3	1:57.668	+3.308	12:13:16.775
4	1:57.256	+2.896	12:15:14.031
5	1:55.488	+1.128	12:17:09.519
6	1:55.904	+1.544	12:19:05.423
7	1:56.121	+1.761	12:21:01.544
8	1:55.726	+1.366	12:22:57.270
9	1:56.481	+2.121	12:24:53.751
10	1:56.511	+2.151	12:26:50.262
11	1:55.402	+1.042	12:28:45.664
12	1:55.519	+1.159	12:30:41.183
13	1:56.159	+1.799	12:32:37.342
14	1:56.389	+2.029	12:34:33.731
15	1:56.324	+1.964	12:36:30.055
16	1:57.805	+3.445	12:38:27.860
17	1:55.287	+0.927	12:40:23.147
18	1:55.213	+0.853	12:42:18.360
19	1:55.536	+1.176	12:44:13.896
20	1:55.341	+0.981	12:46:09.237
21	1:55.891	+1.531	12:48:05.128
22	1:56.126	+1.766	12:50:01.254
23	1:56.155	+1.795	12:51:57.409
24	2:08.939	+14.579	12:54:06.348
25	1:56.073	+1.713	12:56:02.421
26	1:56.107	+1.747	12:57:58.528
27	1:56.074	+1.714	12:59:54.602
28	1:56.916	+2.556	13:01:51.518

Lap	Lap Tm	Diff	Time of Day
29	1:56.242	+1.882	13:03:47.760
30	1:57.928	+3.568	13:05:45.688
31	1:57.352	+2.992	13:07:43.040
32	1:58.857	+4.497	13:09:41.897
33	2:00.594	+6.234	13:11:42.491
34	2:02.353	+7.993	13:13:44.844
Best Tm: 1:55.213			
Patrick Huisman			
p35	47:11.472	+45:17.112	14:00:56.316
36	2:10.523	+16.163	14:03:06.839
37	1:55.191	+0.831	14:05:02.030
38	1:54.360		14:06:56.390
39	1:54.447	+0.087	14:08:50.837
40	1:54.959	+0.599	14:10:45.796
41	1:54.390	+0.030	14:12:40.186
42	1:54.701	+0.341	14:14:34.887
43	1:55.589	+1.229	14:16:30.476
44	1:55.147	+0.787	14:18:25.623
45	1:54.800	+0.440	14:20:20.423
46	2:36.425	+42.065	14:22:56.848
47	2:09.297	+14.937	14:25:06.145
48	2:07.308	+12.948	14:27:13.453
49	3:34.155	+1:39.795	14:30:47.608
50	2:53.618	+59.258	14:33:41.226
51	3:32.806	+1:38.446	14:37:14.032
52	3:26.922	+1:32.562	14:40:40.954
53	2:52.313	+57.953	14:43:33.267
54	1:56.029	+1.669	14:45:29.296
55	1:54.962	+0.602	14:47:24.258
56	1:54.725	+0.365	14:49:18.983
57	1:55.039	+0.679	14:51:14.022
58	1:56.348	+1.988	14:53:10.370
Best Tm: 1:54.360			

(31) Whelen/ Curran

Eric Curran			
Lap	Lap Tm	Diff	Time of Day
1	2:02.763	+8.307	12:08:51.919
2	1:56.142	+1.686	12:10:48.061
3	1:56.255	+1.799	12:12:44.316
4	1:56.311	+1.855	12:14:40.627
5	1:57.086	+2.630	12:16:37.713
p6	2:11.319	+16.863	12:18:49.032
7	4:50.881	+2:56.425	12:23:39.913
p8	2:08.708	+14.252	12:25:48.621
9	7:43.278	+5:48.822	12:33:31.899
10	1:57.110	+2.654	12:35:29.009
11	1:56.616	+2.160	12:37:25.625
12	1:56.350	+1.894	12:39:21.975
p13	2:11.115	+16.659	12:41:33.090
14	4:19.776	+2:25.320	12:45:52.866
15	1:55.416	+0.960	12:47:48.282
16	1:55.285	+0.829	12:49:43.567
17	1:55.437	+0.981	12:51:39.004
18	1:56.603	+2.147	12:53:35.607
p19	11:45.987	+9:51.531	13:05:21.594
20	2:03.855	+9.399	13:07:25.449
21	1:56.666	+2.210	13:09:22.115
22	1:56.219	+1.763	13:11:18.334
23	1:56.179	+1.723	13:13:14.513

Lap	Lap Tm	Diff	Time of Day
p24	2:07.886	+13.430	13:15:22.399
25	3:46.347	+1:51.891	13:19:08.746
26	1:56.202	+1.746	13:21:04.948
27	1:54.456		13:22:59.404
p28	48:37.281	+46:42.825	14:11:36.685
29	2:10.198	+15.742	14:13:46.883
30	1:56.322	+1.866	14:15:43.205
31	1:55.440	+0.984	14:17:38.645
32	1:57.535	+3.079	14:19:36.180
33	1:58.327	+3.871	14:21:34.507
34	2:00.568	+6.112	14:23:35.075
35	2:51.457	+57.001	14:26:26.532
36	1:57.109	+2.653	14:28:23.641
37	2:31.536	+37.080	14:30:55.177
38	2:50.920	+56.464	14:33:46.097
39	3:35.388	+1:40.932	14:37:21.485
40	3:24.472	+1:30.016	14:40:45.957
41	2:50.136	+55.680	14:43:36.093
42	1:56.147	+1.691	14:45:32.240
43	1:54.927	+0.471	14:47:27.167
Best Tm: 1:54.456			

(60) Pew/ Negri Jr

John Pew			
Lap	Lap Tm	Diff	Time of Day
1	1:52.313	+7.213	12:07:56.071
2	1:48.623	+3.523	12:09:44.694
3	1:47.471	+2.371	12:11:32.165
4	1:46.853	+1.753	12:13:19.018
5	1:48.322	+3.222	12:15:07.340
6	1:46.328	+1.228	12:16:53.668
p7	2:11.411	+26.311	12:19:05.079
8	3:05.899	+1:20.799	12:22:10.978
p9	2:11.555	+26.455	12:24:22.533
10	3:26.796	+1:41.696	12:27:49.329
11	2:01.507	+16.407	12:29:50.836
12	2:00.228	+15.128	12:31:51.064
13	2:09.961	+24.861	12:34:01.025
p14	3:03.052	+1:17.952	12:37:04.077
15	1:19:21.770	-1:17:36.670	13:56:25.847
16	1:54.373	+9.273	13:58:20.220
17	1:52.448	+7.348	14:00:12.668
p18	2:03.724	+18.624	14:02:16.392
Best Tm: 1:46.328			

Oswaldo Negri Jr

Lap	Lap Tm	Diff	Time of Day
19	2:34.136	+49.036	14:04:50.528
20	1:46.817	+1.717	14:06:37.345
21	1:45.904	+0.804	14:08:23.249
22	1:47.204	+2.104	14:10:10.453
23	1:45.424	+0.324	14:11:55.877
24	1:46.052	+0.952	14:13:41.929
25	1:46.745	+1.645	14:15:28.674
26	1:45.100		14:17:13.774
27	1:45.550	+0.450	14:18:59.324
28	1:47.843	+2.743	14:20:47.167
29	2:14.569	+29.469	14:23:01.736
30	3:58.449	+2:13.349	14:27:00.185
31	3:31.865	+1:46.765	14:30:32.050
32	3:02.203	+1:17.103	14:33:34.253
33	3:19.524	+1:34.424	14:36:53.777

Timing & Scoring

Race Director

Orbits 4

www.amb-it.com

www.mylaps.com

Licensed to: Grand American Road Racing



PROVISIONAL

Virginia Int'l Raceway

Rolex Virginia International Raceway 3.270 Miles

Grand-Am Rolex Race 4/24/2010 12:00 PM

Race (2:45:00 Time) started at 12:06:02

Lap	Lap Tm	Diff	Time of Day	Lap	Lap Tm	Diff	Time of Day	Lap	Lap Tm	Diff	Time of Day
34	3:32.444	+1:47.344	14:40:26.221								
p35	3:10.925	+1:25.825	14:43:37.146								
Best Tm: 1:45.100											
John Pew											
36	2:37.720	+52.620	14:46:14.866								
37	1:49.445	+4.345	14:48:04.311								
38	1:47.977	+2.877	14:49:52.288								
39	1:48.085	+2.985	14:51:40.373								
40	1:48.447	+3.347	14:53:28.820								
Best Tm: 1:47.977											