



PROVISIONAL

Sahlen's Six Hours of the Glen

Rolex
 Grand-Am Rolex Race
 Race started at 14:09:27

Watkins Glen 3.400 Miles

6/6/2009 02:15 PM

Lap	Lap Tm	Diff	Time of Day	Lap	Lap Tm	Diff	Time of Day	Lap	Lap Tm	Diff	Time of Day				
(01) Pruett/ Rojas															
Scott Pruett															
1	1:45.043	+3.617	14:11:12.834	56	1:43.464	+2.038	15:59:00.979	114	1:43.160	+1.734	17:53:11.366				
2	1:43.929	+2.503	14:12:56.763	57	1:46.507	+5.081	16:00:47.486	115	1:42.415	+0.989	17:54:53.781				
3	1:43.673	+2.247	14:14:40.436	58	1:45.863	+4.437	16:02:33.349	116	1:42.561	+1.135	17:56:36.342				
4	1:44.661	+3.235	14:16:25.097	59	1:44.431	+3.005	16:04:17.780	117	1:42.041	+0.615	17:58:18.383				
5	1:44.783	+3.357	14:18:09.880	60	1:49.167	+7.741	16:06:06.947	118	1:42.593	+1.167	18:00:00.976				
6	1:43.779	+2.353	14:19:53.659	p61	3:23.825	+1:42.399	16:09:30.772	119	1:42.767	+1.341	18:01:43.743				
7	1:45.443	+4.017	14:21:39.102	62	2:53.147	+1:11.721	16:12:23.919	120	1:41.760	+0.334	18:03:25.503				
8	1:43.896	+2.470	14:23:22.998	63	3:20.710	+1:39.284	16:15:44.629	121	1:42.710	+1.284	18:05:08.213				
9	1:44.407	+2.981	14:25:07.405	64	1:45.438	+4.012	16:17:30.067	122	1:42.444	+1.018	18:06:50.657				
10	1:44.298	+2.872	14:26:51.703	65	1:42.822	+1.396	16:19:12.889	p123	2:23.530	+42.104	18:09:14.187				
11	1:42.577	+1.151	14:28:34.280	66	1:42.992	+1.566	16:20:55.881	124	2:02.852	+21.426	18:11:17.039				
12	1:42.621	+1.195	14:30:16.901	67	1:42.978	+1.552	16:22:38.859	125	3:11.905	+1:30.479	18:14:28.944				
13	1:42.807	+1.381	14:31:59.708	68	3:33.863	+1:52.437	16:26:12.722	126	3:22.302	+1:40.876	18:17:51.246				
14	1:43.035	+1.609	14:33:42.743	69	3:02.792	+1:21.366	16:29:15.514	127	3:16.547	+1:35.121	18:21:07.793				
15	1:43.837	+2.411	14:35:26.580	70	3:03.260	+1:21.834	16:32:18.774	128	3:09.651	+1:28.225	18:24:17.444				
16	1:43.241	+1.815	14:37:09.821	71	1:44.540	+3.114	16:34:03.314	129	3:15.988	+1:34.562	18:27:33.432				
17	1:42.848	+1.422	14:38:52.669	72	1:42.587	+1.161	16:35:45.901	130	3:13.843	+1:32.417	18:30:47.275				
18	1:44.906	+3.480	14:40:37.575	73	1:42.711	+1.285	16:37:28.612	131	1:45.703	+4.277	18:32:32.978				
19	1:43.156	+1.730	14:42:20.731	74	1:42.778	+1.352	16:39:11.390	132	1:43.106	+1.680	18:34:16.084				
20	1:42.615	+1.189	14:44:03.346	75	1:42.508	+1.082	16:40:53.898	133	1:42.294	+0.868	18:35:58.378				
21	1:46.841	+5.415	14:45:50.187	76	1:43.126	+1.700	16:42:37.024	134	1:42.611	+1.185	18:37:40.989				
Best Tm: 1:42.577															
Memo Rojas															
p22	2:36.551	+55.125	14:48:26.738	77	1:42.651	+1.225	16:44:19.675	135	1:42.105	+0.679	18:39:23.094				
23	1:58.776	+17.350	14:50:25.514	78	1:42.826	+1.400	16:46:02.501	136	1:43.381	+1.955	18:41:06.475				
24	1:45.556	+4.130	14:52:11.070	79	1:44.726	+3.300	16:47:47.227	137	1:42.520	+1.094	18:42:48.995				
25	1:46.697	+5.271	14:53:57.767	80	1:44.509	+3.083	16:49:31.736	138	1:43.390	+1.964	18:44:32.385				
26	1:44.193	+2.767	14:55:41.960	81	1:44.283	+2.857	16:51:16.019	139	1:43.746	+2.320	18:46:16.131				
27	1:46.119	+4.693	14:57:28.079	82	1:42.134	+0.708	16:52:58.153	140	1:42.360	+0.934	18:47:58.491				
28	1:46.047	+4.621	14:59:14.126	83	1:42.510	+1.084	16:54:40.663	141	1:44.446	+3.020	18:49:42.937				
29	1:45.286	+3.860	15:00:59.412	84	1:44.784	+3.358	16:56:25.447	142	1:44.192	+2.766	18:51:27.129				
30	1:45.059	+3.633	15:02:44.471	85	1:42.396	+0.970	16:58:07.843	143	1:42.386	+0.960	18:53:09.515				
31	1:43.497	+2.071	15:04:27.968	86	1:42.254	+0.828	16:59:50.097	144	1:42.572	+1.146	18:54:52.087				
32	1:46.684	+5.258	15:06:14.652	87	1:43.129	+1.703	17:01:33.226	145	1:42.077	+0.651	18:56:34.164				
33	1:43.785	+2.359	15:07:58.437	88	1:44.377	+2.951	17:03:17.603	146	1:42.715	+1.289	18:58:16.879				
34	1:50.598	+9.172	15:09:49.035	89	1:42.700	+1.274	17:05:00.303	147	1:42.535	+1.109	18:59:59.414				
p35	3:43.687	+2:02.261	15:13:32.722	90	1:44.736	+3.310	17:06:45.039	148	1:41.855	+0.429	19:01:41.269				
36	3:41.104	+1:59.678	15:17:13.826	91	1:46.266	+4.840	17:08:31.305	149	1:42.370	+0.944	19:03:23.639				
37	3:34.646	+1:53.220	15:20:48.472	Best Tm: 1:42.134								150	1:43.441	+2.015	19:05:07.080
38	1:49.624	+8.198	15:22:38.096	Scott Pruett								p151	2:21.552	+40.126	19:07:28.632
39	1:46.433	+5.007	15:24:24.529	p92	4:18.017	+2:36.591	17:12:49.322	152	1:55.102	+13.676	19:09:23.734				
40	1:43.935	+2.509	15:26:08.464	93	2:41.845	+1:00.419	17:15:31.167	153	1:44.620	+3.194	19:11:08.354				
41	1:43.367	+1.941	15:27:51.831	94	3:18.288	+1:36.862	17:18:49.455	154	1:43.981	+2.555	19:12:52.335				
42	1:43.659	+2.233	15:29:35.490	95	1:44.812	+3.386	17:20:34.267	155	1:43.863	+2.437	19:14:36.198				
43	1:57.119	+15.693	15:31:32.609	96	1:42.860	+1.434	17:22:17.127	156	1:42.871	+1.445	19:16:19.069				
p44	3:32.655	+1:51.229	15:35:05.264	97	1:43.510	+2.084	17:24:00.637	157	1:42.589	+1.163	19:18:01.658				
45	3:15.967	+1:34.541	15:38:21.231	98	1:42.288	+0.862	17:25:42.925	158	1:42.725	+1.299	19:19:44.383				
46	3:19.769	+1:38.343	15:41:41.000	99	1:42.772	+1.346	17:27:25.697	159	1:44.300	+2.874	19:21:28.683				
47	1:48.794	+7.368	15:43:29.794	100	1:43.045	+1.619	17:29:08.742	160	1:45.175	+3.749	19:23:13.858				
48	1:44.204	+2.778	15:45:13.998	101	1:42.332	+0.906	17:30:51.074	161	1:43.125	+1.699	19:24:56.983				
49	1:43.663	+2.237	15:46:57.661	102	1:42.598	+1.172	17:32:33.672	162	1:43.945	+2.519	19:26:40.928				
50	1:43.390	+1.964	15:48:41.051	103	1:43.186	+1.760	17:34:16.858	163	1:43.043	+1.617	19:28:23.971				
51	1:43.326	+1.900	15:50:24.377	104	1:45.115	+3.689	17:36:01.973	164	1:43.804	+2.378	19:30:07.775				
52	1:43.318	+1.892	15:52:07.695	105	1:43.424	+1.998	17:37:45.397	165	1:43.300	+1.874	19:31:51.075				
53	1:43.202	+1.776	15:53:50.897	106	1:43.953	+2.527	17:39:29.350	166	1:44.492	+3.066	19:33:35.567				
54	1:43.467	+2.041	15:55:34.364	107	1:42.172	+0.746	17:41:11.522	167	1:42.866	+1.440	19:35:18.433				
55	1:43.151	+1.725	15:57:17.515	108	1:42.594	+1.168	17:42:54.116	168	1:42.843	+1.417	19:37:01.276				
				109	1:42.569	+1.143	17:44:36.685	169	1:41.685	+0.259	19:38:42.961				
				110	1:42.270	+0.844	17:46:18.955	170	1:42.837	+1.411	19:40:25.798				
				111	1:43.578	+2.152	17:48:02.533	171	1:42.930	+1.504	19:42:08.728				
				112	1:42.539	+1.113	17:49:45.072	172	1:41.454	+0.028	19:43:50.182				
				113	1:43.134	+1.708	17:51:28.206	173	1:43.151	+1.725	19:45:33.333				
								174	1:42.693	+1.267	19:47:16.026				

Timing & Scoring

Race Director

Orbits 4

www.amb-it.com

www.mylaps.com

Licensed to: Grand American Road Racing



PROVISIONAL

Sahlen's Six Hours of the Glen

Rolex

Watkins Glen 3.400 Miles

Grand-Am Rolex Race

6/6/2009 02:15 PM

Race started at 14:09:27

Table with 4 columns: Lap, Lap Tm, Diff, Time of Day. Rows 175-188.

Best Tm: 1:41.426

(10) Taylor/ Angelelli/ Frisselle

Max Angelelli

Table with 4 columns: Lap, Lap Tm, Diff, Time of Day. Rows 1-42.

Table with 4 columns: Lap, Lap Tm, Diff, Time of Day. Rows 43-60.

Best Tm: 1:42.043

Brian Frisselle

Table with 4 columns: Lap, Lap Tm, Diff, Time of Day. Rows p61-100.

Table with 4 columns: Lap, Lap Tm, Diff, Time of Day. Rows 101-120.

Best Tm: 1:42.324

Max Angelelli

Table with 4 columns: Lap, Lap Tm, Diff, Time of Day. Rows p121-158.

Timing & Scoring

Race Director

Orbits 4

www.amb-it.com

www.mylaps.com

Licensed to: Grand American Road Racing



PROVISIONAL

Sahlen's Six Hours of the Glen

Rolex

Watkins Glen 3.400 Miles

Grand-Am Rolex Race

6/6/2009 02:15 PM

Race started at 14:09:27



Lap	Lap Tm	Diff	Time of Day
159	1:42.535	+1.095	19:21:36.253
160	1:43.965	+2.525	19:23:20.218
161	1:43.023	+1.583	19:25:03.241
162	1:42.457	+1.017	19:26:45.698
163	1:42.529	+1.089	19:28:28.227
164	1:43.164	+1.724	19:30:11.391
165	1:43.472	+2.032	19:31:54.863
166	1:44.149	+2.709	19:33:39.012
167	1:43.411	+1.971	19:35:22.423
168	1:42.632	+1.192	19:37:05.055
169	1:43.749	+2.309	19:38:48.804
170	1:41.859	+0.419	19:40:30.663
171	1:43.422	+1.982	19:42:14.085
172	1:41.680	+0.240	19:43:55.765
173	1:42.520	+1.080	19:45:38.285
174	1:43.264	+1.824	19:47:21.549
175	1:42.696	+1.256	19:49:04.245
176	1:43.045	+1.605	19:50:47.290
177	1:42.340	+0.900	19:52:29.630
178	1:42.758	+1.318	19:54:12.388
179	1:42.742	+1.302	19:55:55.130
180	1:42.491	+1.051	19:57:37.621
181	1:42.378	+0.938	19:59:19.999
182	1:41.778	+0.338	20:01:01.777
183	1:41.440		20:02:43.217
184	1:41.451	+0.011	20:04:24.668
185	1:43.965	+2.525	20:06:08.633
186	1:44.543	+3.103	20:07:53.176
187	3:20.443	+1:39.003	20:11:13.619
188	2:47.924	+1:06.484	20:14:01.543
Best Tm: 1:41.440			

(12) Dumas/ Bernhard

Timo Bernhard

1	1:48.208	+6.259	14:11:16.392
2	1:44.213	+2.264	14:13:00.605
3	1:43.742	+1.793	14:14:44.347
4	1:44.013	+2.064	14:16:28.360
5	1:46.358	+4.409	14:18:14.718
6	1:45.896	+3.947	14:20:00.614
7	1:44.914	+2.965	14:21:45.528
p8	2:08.882	+26.933	14:23:54.410
9	1:53.772	+11.823	14:25:48.182
10	1:43.270	+1.321	14:27:31.452
11	1:45.751	+3.802	14:29:17.203
12	1:45.357	+3.408	14:31:02.560
13	1:45.558	+3.609	14:32:48.118
14	1:45.022	+3.073	14:34:33.140
15	1:45.362	+3.413	14:36:18.502
16	1:43.446	+1.497	14:38:01.948
17	1:46.103	+4.154	14:39:48.051
18	1:43.738	+1.789	14:41:31.789
19	1:43.010	+1.061	14:43:14.799
20	1:44.448	+2.499	14:44:59.247
21	1:44.102	+2.153	14:46:43.349
22	1:44.510	+2.561	14:48:27.859
23	1:43.045	+1.096	14:50:10.904
24	1:44.760	+2.811	14:51:55.664
25	1:43.326	+1.377	14:53:38.990
26	1:43.997	+2.048	14:55:22.987

Lap	Lap Tm	Diff	Time of Day
27	1:44.073	+2.124	14:57:07.060
28	1:43.558	+1.609	14:58:50.618
29	1:43.654	+1.705	15:00:34.272
30	1:46.106	+4.157	15:02:20.378
31	1:43.312	+1.363	15:04:03.690
32	1:43.721	+1.772	15:05:47.411
33	1:43.267	+1.318	15:07:30.678
34	1:53.245	+11.296	15:09:23.923
p35	4:12.845	+2:30.896	15:13:36.768
36	3:39.461	+1:57.512	15:17:16.229
37	3:32.499	+1:50.550	15:20:48.728
38	1:49.511	+7.562	15:22:38.239
39	1:44.752	+2.803	15:24:22.991
40	1:42.739	+0.790	15:26:05.730
41	1:43.172	+1.223	15:27:48.902
42	1:44.703	+2.754	15:29:33.605
43	1:56.078	+14.129	15:31:29.683
44	3:14.543	+1:32.594	15:34:44.226
45	3:25.421	+1:43.472	15:38:09.647
46	3:26.033	+1:44.084	15:41:35.680
47	1:46.548	+4.599	15:43:22.228
48	1:44.380	+2.431	15:45:06.608
49	1:44.807	+2.858	15:46:51.415
50	1:43.460	+1.511	15:48:34.875
51	1:43.042	+1.093	15:50:17.917
52	1:44.538	+2.589	15:52:02.455
53	1:43.177	+1.228	15:53:45.632
54	1:44.277	+2.328	15:55:29.909
55	1:43.958	+2.009	15:57:13.867
56	1:45.128	+3.179	15:58:58.995
57	1:46.644	+4.695	16:00:45.639
58	1:43.781	+1.832	16:02:29.420
59	1:44.731	+2.782	16:04:14.151
60	1:49.371	+7.422	16:06:03.522
Best Tm: 1:42.739			

Romain Dumas

p61	3:35.724	+1:53.775	16:09:39.246
62	2:50.375	+1:08.426	16:12:29.621
63	3:16.005	+1:34.056	16:15:45.626
64	1:48.923	+6.974	16:17:34.549
65	1:45.033	+3.084	16:19:19.582
66	1:47.005	+5.056	16:21:06.587
67	1:47.334	+5.385	16:22:53.921
68	3:29.114	+1:47.165	16:26:23.035
69	3:00.855	+1:18.906	16:29:23.890
70	2:56.341	+1:14.392	16:32:20.231
71	1:46.289	+4.340	16:34:06.520
72	1:44.168	+2.219	16:35:50.688
73	1:44.277	+2.328	16:37:34.965
74	1:43.771	+1.822	16:39:18.736
75	1:44.589	+2.640	16:41:03.325
76	1:43.314	+1.365	16:42:46.639
77	1:44.262	+2.313	16:44:30.901
78	1:43.700	+1.751	16:46:14.601
79	1:44.006	+2.057	16:47:58.607
80	1:45.004	+3.055	16:49:43.611
81	1:43.661	+1.712	16:51:27.272
82	1:43.623	+1.674	16:53:10.895
83	1:43.184	+1.235	16:54:54.079
84	1:43.579	+1.630	16:56:37.658

Lap	Lap Tm	Diff	Time of Day
85	1:43.327	+1.378	16:58:20.985
86	1:43.646	+1.697	17:00:04.631
87	1:42.486	+0.537	17:01:47.117
88	1:42.588	+0.639	17:03:29.705
89	1:44.105	+2.156	17:05:13.810
90	1:44.655	+2.706	17:06:58.465
91	1:53.000	+11.051	17:08:51.465
p92	3:58.461	+2:16.512	17:12:49.926
93	2:42.936	+1:00.987	17:15:32.862
94	3:16.987	+1:35.038	17:18:49.849
95	1:45.381	+3.432	17:20:35.230
96	1:43.145	+1.196	17:22:18.375
97	1:44.942	+2.993	17:24:03.317
98	1:42.564	+0.615	17:25:45.881
99	1:42.857	+0.908	17:27:28.738
100	1:44.012	+2.063	17:29:12.750
101	1:42.323	+0.374	17:30:55.073
102	1:42.934	+0.985	17:32:38.007
103	1:42.827	+0.878	17:34:20.834
104	1:43.694	+1.745	17:36:04.528
105	1:43.673	+1.724	17:37:48.201
106	1:45.696	+3.747	17:39:33.897
107	1:45.060	+3.111	17:41:18.957
108	1:42.896	+0.947	17:43:01.853
109	1:44.096	+2.147	17:44:45.949
110	1:43.133	+1.184	17:46:29.082
111	1:42.771	+0.822	17:48:11.853
112	1:45.562	+3.613	17:49:57.415
113	1:42.923	+0.974	17:51:40.338
114	1:43.443	+1.494	17:53:23.781
115	1:43.739	+1.790	17:55:07.520
116	1:43.876	+1.927	17:56:51.396
117	1:43.811	+1.862	17:58:35.207
118	1:43.492	+1.543	18:00:18.699
119	1:42.967	+1.018	18:02:01.666
120	1:43.334	+1.385	18:03:45.000
121	1:43.042	+1.093	18:05:28.042
122	1:43.377	+1.428	18:07:11.419
123	1:47.782	+5.833	18:08:59.201
124	1:53.961	+12.012	18:10:53.162
Best Tm: 1:42.323			

Timo Bernhard

p125	4:06.177	+2:24.228	18:14:59.339
126	3:01.534	+1:19.585	18:18:00.873
127	3:14.398	+1:32.449	18:21:15.271
128	3:08.257	+1:26.308	18:24:23.528
129	3:16.318	+1:34.369	18:27:39.846
130	3:09.055	+1:27.106	18:30:48.901
131	1:47.038	+5.089	18:32:35.939
132	1:43.107	+1.158	18:34:19.046
133	1:44.146	+2.197	18:36:03.192
134	1:44.251	+2.302	18:37:47.443
135	1:43.144	+1.195	18:39:30.587
136	1:42.840	+0.891	18:41:13.427
137	1:42.497	+0.548	18:42:55.924
138	1:43.689	+1.740	18:44:39.613
139	1:42.180	+0.231	18:46:21.793
140	1:43.367	+1.418	18:48:05.160
141	1:44.922	+2.973	18:49:50.082

Timing & Scoring

Race Director

Orbits 4

www.amb-it.com

www.mylaps.com

Licensed to: Grand American Road Racing




PROVISIONAL

Sahlen's Six Hours of the Glen

Rolex
Grand-Am Rolex Race
Race started at 14:09:27

Watkins Glen 3.400 Miles

6/6/2009 02:15 PM



Lap	Lap Tm	Diff	Time of Day
142	1:44.423	+2.474	18:51:34.505
143	1:43.007	+1.058	18:53:17.512
144	1:42.195	+0.246	18:54:59.707
145	1:42.422	+0.473	18:56:42.129
146	1:41.974	+0.025	18:58:24.103
147	1:43.673	+1.724	19:00:07.776
148	1:42.142	+0.193	19:01:49.918
149	1:42.380	+0.431	19:03:32.298
150	1:42.059	+0.110	19:05:14.357
151	1:44.352	+2.403	19:06:58.709
152	1:44.423	+2.474	19:08:43.132
p153	2:19.589	+37.640	19:11:02.721
154	1:57.865	+15.916	19:13:00.586
155	1:43.532	+1.583	19:14:44.118
156	1:43.911	+1.962	19:16:28.029
157	1:42.641	+0.692	19:18:10.670
158	1:42.274	+0.325	19:19:52.944
159	1:42.884	+0.935	19:21:35.828
160	1:45.226	+3.277	19:23:21.054
161	1:43.311	+1.362	19:25:04.365
162	1:42.477	+0.528	19:26:46.842
163	1:42.453	+0.504	19:28:29.295
164	1:43.411	+1.462	19:30:12.706
165	1:44.902	+2.953	19:31:57.608
166	1:43.648	+1.699	19:33:41.256
167	1:43.213	+1.264	19:35:24.469
168	1:43.550	+1.601	19:37:08.019
169	1:44.265	+2.316	19:38:52.284
170	1:42.647	+0.698	19:40:34.931
171	1:43.281	+1.332	19:42:18.212
172	1:42.516	+0.567	19:44:00.728
173	1:42.080	+0.131	19:45:42.808
174	1:44.541	+2.592	19:47:27.349
175	1:44.156	+2.207	19:49:11.505
176	1:42.198	+0.249	19:50:53.703
177	1:43.586	+1.637	19:52:37.289
178	1:41.967	+0.018	19:54:19.256
179	1:44.257	+2.308	19:56:03.513
180	1:41.949		19:57:45.462
181	1:43.891	+1.942	19:59:29.353
182	1:42.584	+0.635	20:01:11.937
183	1:44.153	+2.204	20:02:56.090
184	1:48.696	+6.747	20:04:44.786
185	1:42.239	+0.290	20:06:27.025
186	1:50.183	+8.234	20:08:17.208
187	2:58.759	+1:16.810	20:11:15.967
188	2:47.020	+1:05.071	20:14:02.987
Best Tm: 1:41.949			

Lap	Lap Tm	Diff	Time of Day
10	1:43.274	+1.214	14:26:55.350
11	1:42.236	+0.176	14:28:37.586
12	1:42.354	+0.294	14:30:19.940
13	1:42.383	+0.323	14:32:02.323
14	1:44.330	+2.270	14:33:46.653
15	1:43.156	+1.096	14:35:29.809
16	1:42.570	+0.510	14:37:12.379
17	1:42.701	+0.641	14:38:55.080
18	1:44.594	+2.534	14:40:39.674
19	1:43.103	+1.043	14:42:22.777
20	1:42.493	+0.433	14:44:05.270
21	1:45.598	+3.538	14:45:50.868
22	1:44.511	+2.451	14:47:35.379
23	1:42.325	+0.265	14:49:17.704
Best Tm: 1:42.236			
John Pew			
p24	2:28.818	+46.758	14:51:46.522
25	2:04.116	+22.056	14:53:50.638
26	1:47.876	+5.816	14:55:38.514
27	1:46.981	+4.921	14:57:25.495
28	1:47.610	+5.550	14:59:13.105
29	1:46.309	+4.249	15:00:59.414
30	1:47.359	+5.299	15:02:46.773
31	1:45.061	+3.001	15:04:31.834
32	1:46.852	+4.792	15:06:18.686
33	1:45.223	+3.163	15:08:03.909
34	1:51.194	+9.134	15:09:55.103
35	3:14.844	+1:32.784	15:13:09.947
36	3:46.578	+2:04.518	15:16:56.525
37	3:41.921	+1:59.861	15:20:38.446
38	1:46.271	+4.211	15:22:24.717
39	1:45.234	+3.174	15:24:09.951
40	1:44.477	+2.417	15:25:54.428
41	1:43.936	+1.876	15:27:38.364
42	1:45.132	+3.072	15:29:23.496
43	1:46.481	+4.421	15:31:09.977
Best Tm: 1:43.936			
Michael Valiante			
p44	4:08.211	+2:26.151	15:35:18.188
45	3:08.144	+1:26.084	15:38:26.332
46	3:16.125	+1:34.065	15:41:42.457
47	1:50.957	+8.897	15:43:33.414
48	1:47.257	+5.197	15:45:20.671
49	1:42.910	+0.850	15:47:03.581
50	1:43.065	+1.005	15:48:46.646
51	1:42.795	+0.735	15:50:29.441
52	1:42.518	+0.458	15:52:11.959
53	1:44.338	+2.278	15:53:56.297
54	1:42.846	+0.786	15:55:39.143
55	1:42.709	+0.649	15:57:21.852
56	1:43.843	+1.783	15:59:05.695
57	1:45.544	+3.484	16:00:51.239
58	1:45.431	+3.371	16:02:36.670
59	1:45.115	+3.055	16:04:21.785
60	1:50.152	+8.092	16:06:11.937
p61	3:21.193	+1:39.133	16:09:33.130
62	2:54.639	+1:12.579	16:12:27.769
63	3:17.373	+1:35.313	16:15:45.142
64	1:46.601	+4.541	16:17:31.743

Lap	Lap Tm	Diff	Time of Day
65	1:43.373	+1.313	16:19:15.116
66	1:44.937	+2.877	16:21:00.053
67	1:43.024	+0.964	16:22:43.077
68	3:35.682	+1:53.622	16:26:18.759
69	3:00.366	+1:18.306	16:29:19.125
70	3:00.136	+1:18.076	16:32:19.261
71	1:45.423	+3.363	16:34:04.684
72	1:43.154	+1.094	16:35:47.838
73	1:42.954	+0.894	16:37:30.792
74	1:43.112	+1.052	16:39:13.904
75	1:42.833	+0.773	16:40:56.737
76	1:42.823	+0.763	16:42:39.560
77	1:43.879	+1.819	16:44:23.439
78	1:43.257	+1.197	16:46:06.696
79	1:44.491	+2.431	16:47:51.187
80	1:45.574	+3.514	16:49:36.761
81	1:43.788	+1.728	16:51:20.549
82	1:43.665	+1.605	16:53:04.214
83	1:42.187	+0.127	16:54:46.401
84	1:44.485	+2.425	16:56:30.886
85	1:43.695	+1.635	16:58:14.581
86	1:42.593	+0.533	16:59:57.174
87	1:42.503	+0.443	17:01:39.677
88	1:44.147	+2.087	17:03:23.824
89	1:44.006	+1.946	17:05:07.830
90	1:44.061	+2.001	17:06:51.891
91	1:47.227	+5.167	17:08:39.118
Best Tm: 1:42.187			
John Pew			
p92	4:18.921	+2:36.861	17:12:58.039
93	2:42.162	+1:00.102	17:15:40.201
94	3:11.309	+1:29.249	17:18:51.510
95	1:49.563	+7.503	17:20:41.073
96	1:48.175	+6.115	17:22:29.248
97	1:45.240	+3.180	17:24:14.488
98	1:46.138	+4.078	17:26:00.626
99	1:44.820	+2.760	17:27:45.446
100	1:45.638	+3.578	17:29:31.084
101	1:46.756	+4.696	17:31:17.840
102	1:44.398	+2.338	17:33:02.238
103	1:44.298	+2.238	17:34:46.536
104	1:44.522	+2.462	17:36:31.058
105	1:45.806	+3.746	17:38:16.864
106	1:45.515	+3.455	17:40:02.379
107	1:47.613	+5.553	17:41:49.992
108	1:44.822	+2.762	17:43:34.814
109	1:47.108	+5.048	17:45:21.922
Best Tm: 1:44.298			
Michael Valiante			
p110	2:33.949	+51.889	17:47:55.871
111	1:56.073	+14.013	17:49:51.944
112	1:43.940	+1.880	17:51:35.884
113	1:43.320	+1.260	17:53:19.204
114	1:45.151	+3.091	17:55:04.355
115	1:43.305	+1.245	17:56:47.660
116	1:44.354	+2.294	17:58:32.014
117	1:42.418	+0.358	18:00:14.432
118	1:43.391	+1.331	18:01:57.823
119	1:43.277	+1.217	18:03:41.100

(6) Pew/ Valiante

	Michael Valiante		
1	1:47.348	+5.288	14:11:15.290
2	1:44.410	+2.350	14:12:59.700
3	1:43.777	+1.717	14:14:43.477
4	1:44.244	+2.184	14:16:27.721
5	1:46.937	+4.877	14:18:14.658
6	1:44.737	+2.677	14:19:59.395
7	1:44.708	+2.648	14:21:44.103
8	1:44.598	+2.538	14:23:28.701
9	1:43.375	+1.315	14:25:12.076

Timing & Scoring

Race Director

Orbits 4

www.amb-it.com

www.mylaps.com

Licensed to: Grand American Road Racing



PROVISIONAL

Sahlen's Six Hours of the Glen

Rolex
 Grand-Am Rolex Race
 Race started at 14:09:27

Watkins Glen 3.400 Miles

6/6/2009 02:15 PM

Lap	Lap Tm	Diff	Time of Day
120	1:42.281	+0.221	18:05:23.381
121	1:44.965	+2.905	18:07:08.346
122	1:45.987	+3.927	18:08:54.333
123	1:46.183	+4.123	18:10:40.516
124	1:49.781	+7.721	18:12:30.297
p125	2:40.930	+58.870	18:15:11.227
126	2:51.696	+1:09.636	18:18:02.923
127	3:16.334	+1:34.274	18:21:19.257
128	3:07.725	+1:25.665	18:24:26.982
129	3:16.413	+1:34.353	18:27:43.395
130	3:05.966	+1:23.906	18:30:49.361
131	1:49.975	+7.915	18:32:39.336
132	1:45.067	+3.007	18:34:24.403
133	1:43.325	+1.265	18:36:07.728
134	1:43.347	+1.287	18:37:51.075
135	1:44.540	+2.480	18:39:35.615
136	1:43.437	+1.377	18:41:19.052
137	1:43.526	+1.466	18:43:02.578
138	1:43.853	+1.793	18:44:46.431
139	1:43.697	+1.637	18:46:30.128
140	1:44.783	+2.723	18:48:14.911
141	1:43.212	+1.152	18:49:58.123
142	1:46.281	+4.221	18:51:44.404
143	1:44.527	+2.467	18:53:28.931
144	1:43.159	+1.099	18:55:12.090
145	1:43.137	+1.077	18:56:55.227
146	1:44.460	+2.400	18:58:39.687
147	1:43.580	+1.520	19:00:23.267
148	1:43.163	+1.103	19:02:06.430
149	1:43.078	+1.018	19:03:49.508
150	1:45.890	+3.830	19:05:35.398
151	1:43.211	+1.151	19:07:18.609
p152	2:21.892	+39.832	19:09:40.501
153	1:56.590	+14.530	19:11:37.091
154	1:43.650	+1.590	19:13:20.741
155	1:44.429	+2.369	19:15:05.170
156	1:42.187	+0.127	19:16:47.357
157	1:43.862	+1.802	19:18:31.219
158	1:42.841	+0.781	19:20:14.060
159	1:42.701	+0.641	19:21:56.761
160	1:42.883	+0.823	19:23:39.644
161	1:42.595	+0.535	19:25:22.239
162	1:44.578	+2.518	19:27:06.817
163	1:43.557	+1.497	19:28:50.374
164	1:45.180	+3.120	19:30:35.554
165	1:44.577	+2.517	19:32:20.131
166	1:43.186	+1.126	19:34:03.317
167	1:44.092	+2.032	19:35:47.409
168	1:43.782	+1.722	19:37:31.191
169	1:42.088	+0.028	19:39:13.279
170	1:42.370	+0.310	19:40:55.649
171	1:42.804	+0.744	19:42:38.453
172	1:43.683	+1.623	19:44:22.136
173	1:44.869	+2.809	19:46:07.005
174	1:44.044	+1.984	19:47:51.049
175	1:43.033	+0.973	19:49:34.082
176	1:44.442	+2.382	19:51:18.524
177	1:42.264	+0.204	19:53:00.788
178	1:43.896	+1.836	19:54:44.684
179	1:45.323	+3.263	19:56:30.007
180	1:43.287	+1.227	19:58:13.294

Lap	Lap Tm	Diff	Time of Day
181	1:42.825	+0.765	19:59:56.119
182	1:42.060		20:01:38.179
183	1:42.269	+0.209	20:03:20.448
184	1:44.000	+1.940	20:05:04.448
185	1:43.045	+0.985	20:06:47.493
186	1:45.424	+3.364	20:08:32.917
187	2:46.626	+1:04.566	20:11:19.543
188	2:46.854	+1:04.794	20:14:06.397
Best Tm: 1:42.060			
(60) Patterson/ Negri Jr			
Oswaldo Negri Jr			
1	1:47.810	+5.964	14:11:15.945
2	1:44.341	+2.495	14:13:00.286
3	1:43.653	+1.807	14:14:43.939
4	1:44.146	+2.300	14:16:28.085
5	1:46.804	+4.958	14:18:14.889
6	1:45.982	+4.136	14:20:00.871
7	1:45.031	+3.185	14:21:45.902
8	1:45.999	+4.153	14:23:31.901
9	1:43.541	+1.695	14:25:15.442
10	1:43.860	+2.014	14:26:59.302
11	1:42.708	+0.862	14:28:42.010
12	1:42.821	+0.975	14:30:24.831
13	1:43.340	+1.494	14:32:08.171
14	1:43.917	+2.071	14:33:52.088
15	1:43.331	+1.485	14:35:35.419
16	1:44.319	+2.473	14:37:19.738
17	1:42.731	+0.885	14:39:02.469
18	1:43.758	+1.912	14:40:46.227
19	1:44.770	+2.924	14:42:30.997
20	1:42.753	+0.907	14:44:13.750
21	1:43.398	+1.552	14:45:57.148
22	1:45.029	+3.183	14:47:42.177
23	1:44.729	+2.883	14:49:26.906
24	1:43.843	+1.997	14:51:10.749
Best Tm: 1:42.708			
p25	2:27.567	+45.721	14:53:38.316
26	2:01.796	+19.950	14:55:40.112
27	1:48.401	+6.555	14:57:28.513
28	1:50.544	+8.698	14:59:19.057
29	1:46.038	+4.192	15:01:05.095
Mark Patterson			
30	1:46.460	+4.614	15:02:51.555
31	1:45.750	+3.904	15:04:37.305
32	1:45.504	+3.658	15:06:22.809
33	1:44.809	+2.963	15:08:07.618
34	1:48.283	+6.437	15:09:55.901
35	3:15.271	+1:33.425	15:13:11.172
36	3:46.928	+2:05.082	15:16:58.100
37	3:40.621	+1:58.775	15:20:38.721
38	1:46.554	+4.708	15:22:25.275
39	1:45.493	+3.647	15:24:10.768
40	1:44.327	+2.481	15:25:55.095
41	1:44.105	+2.259	15:27:39.200
42	1:44.975	+3.129	15:29:24.175
43	1:47.923	+6.077	15:31:12.098
Best Tm: 1:44.105			

Lap	Lap Tm	Diff	Time of Day
Oswaldo Negri Jr			
p44	4:11.513	+2:29.667	15:35:23.611
45	3:05.705	+1:23.859	15:38:29.316
46	3:13.352	+1:31.506	15:41:42.668
47	1:51.162	+9.316	15:43:33.830
48	1:48.009	+6.163	15:45:21.839
49	1:43.648	+1.802	15:47:05.487
50	1:43.209	+1.363	15:48:48.696
51	1:42.564	+0.718	15:50:31.260
52	1:42.302	+0.456	15:52:13.562
53	1:44.468	+2.622	15:53:58.030
54	1:43.215	+1.369	15:55:41.245
55	1:42.670	+0.824	15:57:23.915
56	1:43.424	+1.578	15:59:07.339
57	1:45.474	+3.628	16:00:52.813
58	1:44.665	+2.819	16:02:37.478
59	1:45.348	+3.502	16:04:22.826
60	1:51.848	+10.002	16:06:14.674
p61	3:16.918	+1:35.072	16:09:31.592
62	2:55.466	+1:13.620	16:12:27.058
63	3:17.742	+1:35.896	16:15:44.800
64	1:45.993	+4.147	16:17:30.793
65	1:43.437	+1.591	16:19:14.230
66	1:42.910	+1.064	16:20:57.140
67	1:43.240	+1.394	16:22:40.380
68	3:36.204	+1:54.358	16:26:16.584
69	3:01.598	+1:19.752	16:29:18.182
70	3:00.777	+1:18.931	16:32:18.959
71	1:45.001	+3.155	16:34:03.960
72	1:43.282	+1.436	16:35:47.242
73	1:42.869	+1.023	16:37:30.111
74	1:42.597	+0.751	16:39:12.708
75	1:42.808	+0.962	16:40:55.516
76	1:42.673	+0.827	16:42:38.189
77	1:44.705	+2.859	16:44:22.894
78	1:42.998	+1.152	16:46:05.892
79	1:43.494	+1.648	16:47:49.386
80	1:45.265	+3.419	16:49:34.651
81	1:43.809	+1.963	16:51:18.460
82	1:43.027	+1.181	16:53:01.487
83	1:42.278	+0.432	16:54:43.765
84	1:45.450	+3.604	16:56:29.215
85	1:43.520	+1.674	16:58:12.735
86	1:42.690	+0.844	16:59:55.425
87	1:42.545	+0.699	17:01:37.970
88	1:43.718	+1.872	17:03:21.688
89	1:42.425	+0.579	17:05:04.113
90	1:44.461	+2.615	17:06:48.574
91	1:47.314	+5.468	17:08:35.888
Best Tm: 1:42.278			
Mark Patterson			
p92	4:17.524	+2:35.678	17:12:53.412
93	2:40.924	+59.078	17:15:34.336
94	3:16.134	+1:34.288	17:18:50.470
95	1:48.020	+6.174	17:20:38.490
96	1:45.921	+4.075	17:22:24.411
97	1:45.416	+3.570	17:24:09.827
98	1:44.631	+2.785	17:25:54.458
99	1:44.147	+2.301	17:27:38.605

Timing & Scoring

Race Director

Orbits 4

www.amb-it.com

www.mylaps.com

Licensed to: Grand American Road Racing



PROVISIONAL

Sahlen's Six Hours of the Glen

Rolex
 Grand-Am Rolex Race
 Race started at 14:09:27

Watkins Glen 3.400 Miles

6/6/2009 02:15 PM

Lap	Lap Tm	Diff	Time of Day
100	1:44.368	+2.522	17:29:22.973
101	1:43.975	+2.129	17:31:06.948
102	1:43.740	+1.894	17:32:50.688
103	1:43.875	+2.029	17:34:34.563
104	1:46.093	+4.247	17:36:20.656
105	1:43.667	+1.821	17:38:04.323
106	1:44.161	+2.315	17:39:48.484
107	1:44.978	+3.132	17:41:33.462
108	1:45.349	+3.503	17:43:18.811
109	1:43.192	+1.346	17:45:02.003
110	1:43.835	+1.989	17:46:45.838
111	1:43.655	+1.809	17:48:29.493
112	1:43.353	+1.507	17:50:12.846
113	1:44.650	+2.804	17:51:57.496
Best Tm: 1:43.192			
Oswaldo Negri Jr			
p114	2:26.020	+44.174	17:54:23.516
115	1:57.295	+15.449	17:56:20.811
116	1:46.282	+4.436	17:58:07.093
117	1:46.356	+4.510	17:59:53.449
118	1:43.936	+2.090	18:01:37.385
119	1:43.345	+1.499	18:03:20.730
120	1:44.197	+2.351	18:05:04.927
121	1:44.716	+2.870	18:06:49.643
122	1:42.317	+0.471	18:08:31.960
123	1:47.069	+5.223	18:10:19.029
124	1:53.398	+11.552	18:12:12.427
p125	2:49.803	+1:07.957	18:15:02.230
126	2:59.400	+1:17.554	18:18:01.630
127	3:15.518	+1:33.672	18:21:17.148
128	3:07.347	+1:25.501	18:24:24.495
129	3:16.513	+1:34.667	18:27:41.008
130	3:08.016	+1:26.170	18:30:49.024
131	1:48.889	+7.043	18:32:37.913
132	1:43.775	+1.929	18:34:21.688
133	1:43.671	+1.825	18:36:05.359
134	1:43.470	+1.624	18:37:48.829
135	1:44.437	+2.591	18:39:33.266
136	1:44.324	+2.478	18:41:17.590
137	1:44.037	+2.191	18:43:01.627
138	1:43.674	+1.828	18:44:45.301
139	1:43.845	+1.999	18:46:29.146
140	1:43.667	+1.821	18:48:12.813
141	1:43.307	+1.461	18:49:56.120
142	1:45.075	+3.229	18:51:41.195
143	1:44.328	+2.482	18:53:25.523
144	1:43.743	+1.897	18:55:09.266
145	1:43.187	+1.341	18:56:52.453
146	1:43.350	+1.504	18:58:35.803
147	1:42.978	+1.132	19:00:18.781
148	1:43.206	+1.360	19:02:01.987
149	1:44.183	+2.337	19:03:46.170
150	1:43.367	+1.521	19:05:29.537
151	1:43.083	+1.237	19:07:12.620
p152	2:15.564	+33.718	19:09:28.184
153	1:55.529	+13.683	19:11:23.713
154	1:43.390	+1.544	19:13:07.103
155	1:43.403	+1.557	19:14:50.506
156	1:44.252	+2.406	19:16:34.758
157	1:43.259	+1.413	19:18:18.017

Lap	Lap Tm	Diff	Time of Day
158	1:43.820	+1.974	19:20:01.837
159	1:42.612	+0.766	19:21:44.449
160	1:44.073	+2.227	19:23:28.522
161	1:45.376	+3.530	19:25:13.898
162	1:43.205	+1.359	19:26:57.103
163	1:42.900	+1.054	19:28:40.003
164	1:43.232	+1.386	19:30:23.235
165	1:43.658	+1.812	19:32:06.893
166	1:43.864	+2.018	19:33:50.757
167	1:44.493	+2.647	19:35:35.250
168	1:43.439	+1.593	19:37:18.689
169	1:42.909	+1.063	19:39:01.598
170	1:43.031	+1.185	19:40:44.629
171	1:43.367	+1.521	19:42:27.996
172	1:43.667	+1.821	19:44:11.663
173	1:43.334	+1.488	19:45:54.997
174	1:43.189	+1.343	19:47:38.186
175	1:43.597	+1.751	19:49:21.783
176	1:43.848	+2.002	19:51:05.631
177	1:42.997	+1.151	19:52:48.628
178	1:43.843	+1.997	19:54:32.471
179	1:43.033	+1.187	19:56:15.504
p180	2:07.796	+25.950	19:58:23.300
181	1:52.536	+10.690	20:00:15.836
182	1:43.935	+2.089	20:01:59.771
183	1:42.326	+0.480	20:03:42.097
184	1:41.846		20:05:23.943
185	1:43.430	+1.584	20:07:07.373
186	1:56.596	+14.750	20:09:03.969
187	2:20.866	+39.020	20:11:24.835
188	2:48.490	+1:06.644	20:14:13.325
Best Tm: 1:41.846			
(59) France/ Barbosa/ Haywood/ Borcheller			
JC France			
1	1:50.804	+8.271	14:11:21.952
2	1:47.159	+4.626	14:13:09.111
3	1:46.653	+4.120	14:14:55.764
4	1:46.535	+4.002	14:16:42.299
5	1:48.233	+5.700	14:18:30.532
6	1:46.743	+4.210	14:20:17.275
7	1:47.214	+4.681	14:22:04.489
8	1:45.881	+3.348	14:23:50.370
9	1:46.015	+3.482	14:25:36.385
10	1:47.739	+5.206	14:27:24.124
11	1:47.607	+5.074	14:29:11.731
12	1:47.384	+4.851	14:30:59.115
13	1:46.869	+4.336	14:32:45.984
14	1:45.128	+2.595	14:34:31.112
15	1:47.165	+4.632	14:36:18.277
16	1:46.471	+3.938	14:38:04.748
17	1:46.603	+4.070	14:39:51.351
18	1:48.733	+6.200	14:41:40.084
19	1:44.885	+2.352	14:43:24.969
20	1:44.695	+2.162	14:45:09.664
21	1:47.029	+4.496	14:46:56.693
22	1:45.583	+3.050	14:48:42.276
23	1:45.690	+3.157	14:50:27.966
Best Tm: 1:44.695			

Lap	Lap Tm	Diff	Time of Day
Joao Barbosa			
p24	2:32.867	+50.334	14:53:00.833
25	1:59.249	+16.716	14:55:00.082
26	1:47.089	+4.556	14:56:47.171
27	1:46.019	+3.486	14:58:33.190
28	1:45.107	+2.574	15:00:18.297
29	1:46.901	+4.368	15:02:05.198
30	1:45.320	+2.787	15:03:50.518
31	1:43.877	+1.344	15:05:34.395
32	1:43.601	+1.068	15:07:17.996
33	1:44.787	+2.254	15:09:02.783
34	2:05.429	+22.896	15:11:08.212
p35	2:42.539	+1:00.006	15:13:50.751
36	3:26.889	+1:44.356	15:17:17.640
37	3:32.030	+1:49.497	15:20:49.670
38	1:49.539	+7.006	15:22:39.209
39	1:46.602	+4.069	15:24:25.811
40	1:44.446	+1.913	15:26:10.257
41	1:43.736	+1.203	15:27:53.993
42	1:43.797	+1.264	15:29:37.790
43	1:57.671	+15.138	15:31:35.461
44	3:10.997	+1:28.464	15:34:46.458
45	3:25.406	+1:42.873	15:38:11.864
46	3:24.382	+1:41.849	15:41:36.246
47	1:47.645	+5.112	15:43:23.891
48	1:44.543	+2.010	15:45:08.434
49	1:44.557	+2.024	15:46:52.991
50	1:43.822	+1.289	15:48:36.813
51	1:43.423	+0.890	15:50:20.236
52	1:44.164	+1.631	15:52:04.400
53	1:43.404	+0.871	15:53:47.804
54	1:43.483	+0.950	15:55:31.287
55	1:43.839	+1.306	15:57:15.126
56	1:44.979	+2.446	15:59:00.105
57	1:45.796	+3.263	16:00:45.901
58	1:44.849	+2.316	16:02:30.750
59	1:45.286	+2.753	16:04:16.036
60	1:49.106	+6.573	16:06:05.142
Best Tm: 1:43.404			
JC France			
p61	3:55.358	+2:12.825	16:10:00.500
62	2:33.769	+51.236	16:12:34.269
63	3:12.844	+1:30.311	16:15:47.113
64	1:48.349	+5.816	16:17:35.462
65	1:45.504	+2.971	16:19:20.966
66	1:46.444	+3.911	16:21:07.410
67	1:47.098	+4.565	16:22:54.508
68	3:29.282	+1:46.749	16:26:23.790
69	3:00.769	+1:18.236	16:29:24.559
70	2:55.884	+1:13.351	16:32:20.443
71	1:47.762	+5.229	16:34:08.205
72	1:46.569	+4.036	16:35:54.774
73	1:45.019	+2.486	16:37:39.793
74	1:44.435	+1.902	16:39:24.228
75	1:44.405	+1.872	16:41:08.633
76	1:45.387	+2.854	16:42:54.020
77	1:45.323	+2.790	16:44:39.343
78	1:45.612	+3.079	16:46:24.955
79	1:45.219	+2.686	16:48:10.174
80	1:46.587	+4.054	16:49:56.761

Timing & Scoring

Race Director

Orbits 4

www.amb-it.com

www.mylaps.com

Licensed to: Grand American Road Racing

PROVISIONAL

Sahlen's Six Hours of the Glen

Rolex

Watkins Glen 3.400 Miles

Grand-Am Rolex Race

6/6/2009 02:15 PM

Race started at 14:09:27

Lap	Lap Tm	Diff	Time of Day
81	1:45.450	+2.917	16:51:42.211
82	1:47.032	+4.499	16:53:29.243
83	1:46.482	+3.949	16:55:15.725
84	1:44.297	+1.764	16:57:00.022
85	1:47.015	+4.482	16:58:47.037
86	1:45.077	+2.544	17:00:32.114
87	1:44.155	+1.622	17:02:16.269
88	1:45.273	+2.740	17:04:01.542
89	1:44.387	+1.854	17:05:45.929
90	1:46.423	+3.890	17:07:32.352
91	1:57.532	+14.999	17:09:29.884

Best Tm: 1:44.155

Hurley Haywood

p92	4:01.565	+2:19.032	17:13:31.449
93	2:13.732	+31.199	17:15:45.181
94	3:08.617	+1:26.084	17:18:53.798
95	1:49.728	+7.195	17:20:43.526
96	1:45.922	+3.389	17:22:29.448
97	1:45.432	+2.899	17:24:14.880
98	1:46.639	+4.106	17:26:01.519
99	1:44.845	+2.312	17:27:46.364
100	1:46.257	+3.724	17:29:32.621
101	1:46.765	+4.232	17:31:19.386
102	1:44.790	+2.257	17:33:04.176
103	1:44.620	+2.087	17:34:48.796
104	1:45.549	+3.016	17:36:34.345
105	1:45.814	+3.281	17:38:20.159
106	1:45.560	+3.027	17:40:05.719
107	1:46.670	+4.137	17:41:52.389
108	1:45.308	+2.775	17:43:37.697
109	1:46.713	+4.180	17:45:24.410
110	1:45.923	+3.390	17:47:10.333
111	1:46.047	+3.514	17:48:56.380
112	1:45.315	+2.782	17:50:41.695
113	1:46.198	+3.665	17:52:27.893
114	1:45.786	+3.253	17:54:13.679
115	1:45.671	+3.138	17:55:59.350
116	1:46.092	+3.559	17:57:45.442
117	1:44.894	+2.361	17:59:30.336
118	1:44.877	+2.344	18:01:15.213
119	1:44.986	+2.453	18:03:00.199
120	1:47.142	+4.609	18:04:47.341
121	1:46.225	+3.692	18:06:33.566
122	1:46.181	+3.648	18:08:19.747
123	1:48.120	+5.587	18:10:07.867
124	1:55.890	+13.357	18:12:03.757

Best Tm: 1:44.620

Joao Barbosa

p125	3:24.280	+1:41.747	18:15:28.037
126	2:41.184	+58.651	18:18:09.221
127	3:13.535	+1:31.002	18:21:22.756
128	3:07.587	+1:25.054	18:24:30.343
129	3:16.825	+1:34.292	18:27:47.168
130	3:03.897	+1:21.364	18:30:51.065
131	1:49.116	+6.583	18:32:40.181
132	1:45.512	+2.979	18:34:25.693
133	1:44.399	+1.866	18:36:10.092
134	1:43.782	+1.249	18:37:53.874
135	1:45.544	+3.011	18:39:39.418

136	1:44.384	+1.851	18:41:23.802
137	1:43.183	+0.650	18:43:06.985
138	1:42.943	+0.410	18:44:49.928
139	1:43.351	+0.818	18:46:33.279
140	1:43.222	+0.689	18:48:16.501
141	1:46.305	+3.772	18:50:02.806
142	1:46.858	+4.325	18:51:49.664
143	1:47.051	+4.518	18:53:36.715
144	1:44.933	+2.400	18:55:21.648
145	1:43.267	+0.734	18:57:04.915
146	1:44.181	+1.648	18:58:49.096
147	1:42.533		19:00:31.629
148	1:42.794	+0.261	19:02:14.423
149	1:43.312	+0.779	19:03:57.735
150	1:43.757	+1.224	19:05:41.492

p151	2:23.083	+40.550	19:08:04.575
152	1:58.687	+16.154	19:10:03.262
153	1:44.732	+2.199	19:11:47.994
154	1:43.885	+1.352	19:13:31.879
155	1:42.841	+0.308	19:15:14.720
156	1:44.579	+2.046	19:16:59.299
157	1:43.499	+0.966	19:18:42.798
158	1:44.476	+1.943	19:20:27.274
159	1:43.491	+0.958	19:22:10.765
160	1:43.998	+1.465	19:23:54.763
161	1:46.501	+3.968	19:25:41.264
162	1:44.051	+1.518	19:27:25.315
163	1:44.251	+1.718	19:29:09.566
164	1:45.804	+3.271	19:30:55.370
165	1:43.999	+1.466	19:32:39.369
166	1:44.714	+2.181	19:34:24.083
167	1:45.678	+3.145	19:36:09.761
168	1:45.820	+3.287	19:37:55.581
169	1:44.046	+1.513	19:39:39.627
170	1:45.789	+3.256	19:41:25.416
171	1:45.761	+3.228	19:43:11.177
172	1:44.086	+1.553	19:44:55.263
173	1:44.547	+2.014	19:46:39.810
174	1:44.460	+1.927	19:48:24.270
175	1:45.415	+2.882	19:50:09.685
176	1:44.749	+2.216	19:51:54.434
177	1:44.953	+2.420	19:53:39.387
178	1:45.359	+2.826	19:55:24.746
179	1:46.510	+3.977	19:57:11.256
180	1:45.790	+3.257	19:58:57.046
181	1:44.285	+1.752	20:00:41.331
182	1:43.405	+0.872	20:02:24.736
183	1:47.036	+4.503	20:04:11.772
184	1:47.802	+5.269	20:05:59.574
185	1:44.031	+1.498	20:07:43.605
186	2:04.385	+21.852	20:09:47.990
187	1:56.103	+13.570	20:11:44.093
188	2:35.271	+52.738	20:14:19.364

Best Tm: 1:42.533

(55) Tucker/ Bouchut

Christophe Bouchut

1	1:49.796	+7.217	14:11:18.517
2	1:44.665	+2.086	14:13:03.182
3	1:44.281	+1.702	14:14:47.463

4	1:44.726	+2.147	14:16:32.189
5	1:45.026	+2.447	14:18:17.215
6	1:46.579	+4.000	14:20:03.794
7	1:44.711	+2.132	14:21:48.505
8	1:44.664	+2.085	14:23:33.169
9	1:43.576	+0.997	14:25:16.745
10	1:44.093	+1.514	14:27:00.838
11	1:43.573	+0.994	14:28:44.411
12	1:43.262	+0.683	14:30:27.673
13	1:43.406	+0.827	14:32:11.079
14	1:43.927	+1.348	14:33:55.006
15	1:43.366	+0.787	14:35:38.372
16	1:44.852	+2.273	14:37:23.224
17	1:43.276	+0.697	14:39:06.500
18	1:44.177	+1.598	14:40:50.677
19	1:44.176	+1.597	14:42:34.853
20	1:43.705	+1.126	14:44:18.558
21	1:43.522	+0.943	14:46:02.080
22	1:44.635	+2.056	14:47:46.715
23	1:44.013	+1.434	14:49:30.728
24	1:43.737	+1.158	14:51:14.465
p25	1:54.024	+11.445	14:53:08.489
26	2:30.008	+47.429	14:55:38.497
27	1:44.772	+2.193	14:57:23.269
28	1:45.331	+2.752	14:59:08.600
29	1:44.716	+2.137	15:00:53.316
30	1:44.318	+1.739	15:02:37.634
31	1:44.691	+2.112	15:04:22.325
32	1:44.195	+1.616	15:06:06.520
33	1:44.174	+1.595	15:07:50.694
34	1:50.658	+8.079	15:09:41.352
35	3:27.295	+1:44.716	15:13:08.647
36	3:46.857	+2:04.278	15:16:55.504
37	3:41.632	+1:59.053	15:20:37.136
p38	1:55.823	+13.244	15:22:32.959
39	1:53.309	+10.730	15:24:26.268
40	1:44.308	+1.729	15:26:10.576
41	1:43.918	+1.339	15:27:54.494
42	1:43.829	+1.250	15:29:38.323
43	1:57.969	+15.390	15:31:36.292
p44	3:17.216	+1:34.637	15:34:53.508
45	3:29.327	+1:46.748	15:38:22.835
46	3:18.651	+1:36.072	15:41:41.486
47	1:50.759	+8.180	15:43:32.245
48	1:44.335	+1.756	15:45:16.580
49	1:43.850	+1.271	15:47:00.430
50	1:43.575	+0.996	15:48:44.005
51	1:43.153	+0.574	15:50:27.158
52	1:43.002	+0.423	15:52:10.160
53	1:43.415	+0.836	15:53:53.575
54	1:43.506	+0.927	15:55:37.081
55	1:42.925	+0.346	15:57:20.006
56	1:42.934	+0.355	15:59:02.940
57	1:47.036	+4.457	16:00:49.976
58	1:44.735	+2.156	16:02:34.711
59	1:45.028	+2.449	16:04:19.739
60	1:49.037	+6.458	16:06:08.776
p61	3:02.781	+1:20.202	16:09:11.557

Best Tm: 1:42.925

Scott Tucker

Timing & Scoring

Race Director

Orbits 4

www.amb-it.com

www.mylaps.com

Licensed to: Grand American Road Racing



PROVISIONAL

Sahlen's Six Hours of the Glen

Rolex
Grand-Am Rolex Race
Race started at 14:09:27

Watkins Glen 3.400 Miles
6/6/2009 02:15 PM



Lap	Lap Tm	Diff	Time of Day
62	3:24.167	+1:41.588	16:12:35.724
63	3:11.950	+1:29.371	16:15:47.674
64	1:54.028	+11.449	16:17:41.702
65	1:50.647	+8.068	16:19:32.349
66	1:49.777	+7.198	16:21:22.126
67	1:52.292	+9.713	16:23:14.418
68	3:10.758	+1:28.179	16:26:25.176
69	3:00.955	+1:18.376	16:29:26.131
70	2:55.232	+1:12.653	16:32:21.363
71	1:52.910	+10.331	16:34:14.273
72	1:52.186	+9.607	16:36:06.459
73	1:49.837	+7.258	16:37:56.296
74	1:48.924	+6.345	16:39:45.220
75	1:49.550	+6.971	16:41:34.770
76	1:48.297	+5.718	16:43:23.067
77	1:47.356	+4.777	16:45:10.423
78	1:47.693	+5.114	16:46:58.116
79	1:47.592	+5.013	16:48:45.708
80	1:47.209	+4.630	16:50:32.917
81	1:51.911	+9.332	16:52:24.828
82	1:47.235	+4.656	16:54:12.063
83	1:46.611	+4.032	16:55:58.674
84	1:46.709	+4.130	16:57:45.383
85	1:48.169	+5.590	16:59:33.552
86	1:48.413	+5.834	17:01:21.965
87	1:47.877	+5.298	17:03:09.842
88	1:47.302	+4.723	17:04:57.144
89	1:50.252	+7.673	17:06:47.396
90	1:51.331	+8.752	17:08:38.727
91	3:34.384	+1:51.805	17:12:13.111
92	3:06.918	+1:24.339	17:15:20.029
p93	2:06.382	+23.803	17:17:26.411
Best Tm: 1:46.611			
Christophe Bouchut			
94	2:55.962	+1:13.383	17:20:22.373
95	1:45.704	+3.125	17:22:08.077
96	1:43.630	+1.051	17:23:51.707
97	1:42.993	+0.414	17:25:34.700
98	1:44.438	+1.859	17:27:19.138
99	1:43.118	+0.539	17:29:02.256
100	1:42.836	+0.257	17:30:45.092
101	1:44.001	+1.422	17:32:29.093
102	1:44.633	+2.054	17:34:13.726
p103	1:55.731	+13.152	17:36:09.457
104	2:34.202	+51.623	17:38:43.659
105	1:44.771	+2.192	17:40:28.430
106	1:44.557	+1.978	17:42:12.987
107	1:43.780	+1.201	17:43:56.767
108	1:43.294	+0.715	17:45:40.061
109	1:44.965	+2.386	17:47:25.026
110	1:43.991	+1.412	17:49:09.017
111	1:42.953	+0.374	17:50:51.970
112	1:43.716	+1.137	17:52:35.686
113	1:44.374	+1.795	17:54:20.060
114	1:44.170	+1.591	17:56:04.230
115	1:44.538	+1.959	17:57:48.768
116	1:44.709	+2.130	17:59:33.477
117	1:43.666	+1.087	18:01:17.143
118	1:43.445	+0.866	18:03:00.588
119	1:44.020	+1.441	18:04:44.608

Lap	Lap Tm	Diff	Time of Day
120	1:43.988	+1.409	18:06:28.596
121	1:43.839	+1.260	18:08:12.435
122	1:44.385	+1.806	18:09:56.820
123	1:55.885	+13.306	18:11:52.705
p124	2:49.539	+1:06.960	18:14:42.244
125	3:22.241	+1:39.662	18:18:04.485
126	3:17.638	+1:35.059	18:21:22.123
127	3:07.212	+1:24.633	18:24:29.335
128	3:17.005	+1:34.426	18:27:46.340
129	3:03.963	+1:21.384	18:30:50.303
130	1:49.156	+6.577	18:32:39.459
131	1:45.406	+2.827	18:34:24.865
132	1:44.007	+1.428	18:36:08.872
133	1:43.673	+1.094	18:37:52.545
134	1:43.864	+1.285	18:39:36.409
135	1:43.228	+0.649	18:41:19.637
136	1:43.233	+0.654	18:43:02.870
137	1:44.402	+1.823	18:44:47.272
138	1:44.050	+1.471	18:46:31.322
139	1:43.834	+1.255	18:48:15.156
140	1:43.402	+0.823	18:49:58.558
141	1:45.869	+3.290	18:51:44.427
142	1:43.646	+1.067	18:53:28.073
143	1:43.368	+0.789	18:55:11.441
144	1:43.152	+0.573	18:56:54.593
145	1:43.855	+1.276	18:58:38.448
146	1:42.579	+0.000	19:00:21.027
147	1:44.230	+1.651	19:02:05.257
148	1:43.263	+0.684	19:03:48.520
149	1:43.736	+1.157	19:05:32.256
150	1:44.374	+1.795	19:07:16.630
151	1:43.292	+0.713	19:08:59.922
152	1:45.558	+2.979	19:10:45.480
153	1:44.175	+1.596	19:12:29.655
154	1:43.987	+1.408	19:14:13.642
155	1:44.976	+2.397	19:15:58.618
156	1:46.699	+4.120	19:17:45.317
157	1:44.330	+1.751	19:19:29.647
158	1:44.851	+2.272	19:21:14.498
159	1:44.207	+1.628	19:22:58.705
p160	1:54.199	+11.620	19:24:52.904
161	2:40.892	+58.313	19:27:33.796
162	1:45.296	+2.717	19:29:19.092
163	1:43.985	+1.406	19:31:03.077
164	1:44.898	+2.319	19:32:47.975
165	1:44.954	+2.375	19:34:32.929
166	1:44.890	+2.311	19:36:17.819
167	1:44.873	+2.294	19:38:02.692
168	1:46.913	+4.334	19:39:49.605
169	1:47.066	+4.487	19:41:36.671
170	1:45.549	+2.970	19:43:22.220
171	1:45.982	+3.403	19:45:08.202
172	1:44.532	+1.953	19:46:52.734
173	1:44.864	+2.285	19:48:37.598
174	1:45.635	+3.056	19:50:23.233
175	1:46.084	+3.505	19:52:09.317
176	1:45.529	+2.950	19:53:54.846
177	1:45.410	+2.831	19:55:40.256
178	1:44.538	+1.959	19:57:24.794
179	1:44.035	+1.456	19:59:08.829
180	1:44.772	+2.193	20:00:53.601

Lap	Lap Tm	Diff	Time of Day
181	1:44.925	+2.346	20:02:38.526
182	1:45.007	+2.428	20:04:23.533
183	1:44.366	+1.787	20:06:07.899
184	1:46.639	+4.060	20:07:54.538
185	3:19.848	+1:37.269	20:11:14.386
186	2:47.581	+1:05.002	20:14:01.967
Best Tm: 1:42.579			
(45) Manning/ Lester/ Auberlen			
Bill Lester			
1	1:51.516	+8.076	14:11:21.479
2	1:47.177	+3.737	14:13:08.656
3	1:46.519	+3.079	14:14:55.175
4	1:46.497	+3.057	14:16:41.672
5	1:47.534	+4.094	14:18:29.206
6	1:48.195	+4.755	14:20:17.401
7	1:48.093	+4.653	14:22:05.494
8	1:46.462	+3.022	14:23:51.956
9	1:46.020	+2.580	14:25:37.976
10	1:46.909	+3.469	14:27:24.885
11	1:50.090	+6.650	14:29:14.975
12	1:45.976	+2.536	14:31:00.951
13	1:46.406	+2.966	14:32:47.357
14	1:45.551	+2.111	14:34:32.908
15	1:48.546	+5.106	14:36:21.454
16	1:45.926	+2.486	14:38:07.380
17	1:46.494	+3.054	14:39:53.874
18	1:47.769	+4.329	14:41:41.643
19	1:48.166	+4.726	14:43:29.809
20	1:45.879	+2.439	14:45:15.688
21	1:47.082	+3.642	14:47:02.770
22	1:46.593	+3.153	14:48:49.363
p23	1:56.644	+13.204	14:50:46.007
Best Tm: 1:45.551			
5			
24	2:37.397	+53.957	14:53:23.404
Best Tm: 2:37.397			
Bill Auberlen			
25	1:47.636	+4.196	14:55:11.040
26	1:44.925	+1.485	14:56:55.965
27	1:46.255	+2.815	14:58:42.220
28	1:45.613	+2.173	15:00:27.833
29	1:47.813	+4.373	15:02:15.646
30	1:45.065	+1.625	15:04:00.711
31	1:45.270	+1.830	15:05:45.981
32	1:44.561	+1.121	15:07:30.542
33	1:45.246	+1.806	15:09:15.788
34	1:54.904	+11.464	15:11:10.692
p35	2:25.276	+41.836	15:13:35.968
36	4:00.297	+2:16.857	15:17:36.265
37	3:18.039	+1:34.599	15:20:54.304
38	1:48.401	+4.961	15:22:42.705
39	1:46.999	+3.559	15:24:29.704
40	1:44.743	+1.303	15:26:14.447
41	1:44.634	+1.194	15:27:59.081
42	1:44.569	+1.129	15:29:43.650
43	1:55.597	+12.157	15:31:39.247
p44	3:14.882	+1:31.442	15:34:54.129

Timing & Scoring

Orbits 4

Race Director

www.amb-it.com

www.mylaps.com

Licensed to: Grand American Road Racing



PROVISIONAL

Sahlen's Six Hours of the Glen

Rolex Watkins Glen 3.400 Miles
Grand-Am Rolex Race 6/6/2009 02:15 PM
Race started at 14:09:27

Table with 4 columns: Lap, Lap Tm, Diff, Time of Day. Rows 45-61.

Best Tm: 1:43.990

Darren Manning

Table with 4 columns: Lap, Lap Tm, Diff, Time of Day. Rows 62-92.

Best Tm: 1:44.032

Bill Lester

Table with 4 columns: Lap, Lap Tm, Diff, Time of Day. Rows 93-99.

Table with 4 columns: Lap, Lap Tm, Diff, Time of Day. Rows 100-119.

Best Tm: 1:44.731

Bill Auberlen

Table with 4 columns: Lap, Lap Tm, Diff, Time of Day. Rows 120-157.

Table with 4 columns: Lap, Lap Tm, Diff, Time of Day. Rows 158-186.

Best Tm: 1:44.005

(76) Jonsson/ Zonta

Ricardo Zonta

Table with 4 columns: Lap, Lap Tm, Diff, Time of Day. Rows 1-24.

Timing & Scoring

Race Director

Orbits 4

www.amb-it.com

www.mylaps.com

Licensed to: Grand American Road Racing



PROVISIONAL

Sahlen's Six Hours of the Glen

Rolex
Grand-Am Rolex Race
Race started at 14:09:27

Watkins Glen 3.400 Miles
6/6/2009 02:15 PM



Table with columns: Lap, Lap Tm, Diff, Time of Day. Rows 25-60 and p61-82.

Table with columns: Lap, Lap Tm, Diff, Time of Day. Rows 83-140.

Table with columns: Lap, Lap Tm, Diff, Time of Day. Rows 141-186.

Timing & Scoring

Race Director

Orbits 4

www.amb-it.com

www.mylaps.com

Licensed to: Grand American Road Racing



PROVISIONAL

Sahlen's Six Hours of the Glen

Rolex
 Grand-Am Rolex Race
 Race started at 14:09:27

Watkins Glen 3.400 Miles
 6/6/2009 02:15 PM



Lap	Lap Tm	Diff	Time of Day	Lap	Lap Tm	Diff	Time of Day	Lap	Lap Tm	Diff	Time of Day
11	1:48.114	+4.976	14:28:54.266	69	3:00.886	+1:17.748	16:29:25.300	126	3:15.586	+1:32.448	18:21:09.294
12	1:44.318	+1.180	14:30:38.584	70	2:55.334	+1:12.196	16:32:20.634	127	3:09.683	+1:26.545	18:24:18.977
13	1:44.116	+0.978	14:32:22.700	71	1:48.668	+5.530	16:34:09.302	128	3:17.273	+1:34.135	18:27:36.250
14	1:44.268	+1.130	14:34:06.968	72	1:46.151	+3.013	16:35:55.453	129	3:11.460	+1:28.322	18:30:47.710
15	1:45.654	+2.516	14:35:52.622	73	1:45.449	+2.311	16:37:40.902	130	1:51.207	+8.069	18:32:38.917
16	1:45.237	+2.099	14:37:37.859	74	1:45.239	+2.101	16:39:26.141	131	1:46.721	+3.583	18:34:25.638
17	1:45.397	+2.259	14:39:23.256	75	1:44.924	+1.786	16:41:11.065	132	1:46.766	+3.628	18:36:12.404
18	1:43.665	+0.527	14:41:06.921	76	1:44.786	+1.648	16:42:55.851	133	1:44.352	+1.214	18:37:56.756
19	1:43.528	+0.390	14:42:50.449	77	1:45.558	+2.420	16:44:41.409	134	1:45.545	+2.407	18:39:42.301
20	1:45.977	+2.839	14:44:36.426	78	1:46.077	+2.939	16:46:27.486	135	1:45.418	+2.280	18:41:27.719
21	1:44.412	+1.274	14:46:20.838	79	1:44.953	+1.815	16:48:12.439	136	1:44.244	+1.106	18:43:11.963
22	1:44.602	+1.464	14:48:05.440	80	1:45.019	+1.881	16:49:57.458	137	1:43.422	+0.284	18:44:55.385
23	1:46.550	+3.412	14:49:51.990	81	1:46.313	+3.175	16:51:43.771	138	1:43.138		18:46:38.523
p24	1:56.576	+13.438	14:51:48.566	82	1:46.607	+3.469	16:53:30.378	139	1:44.684	+1.546	18:48:23.207
25	2:40.916	+57.778	14:54:29.482	83	1:46.597	+3.459	16:55:16.975	140	1:46.578	+3.440	18:50:09.785
26	1:47.163	+4.025	14:56:16.645	84	1:44.730	+1.592	16:57:01.705	141	1:45.354	+2.216	18:51:55.139
27	1:46.177	+3.039	14:58:02.822	85	1:45.846	+2.708	16:58:47.551	142	1:46.075	+2.937	18:53:41.214
28	1:44.966	+1.828	14:59:47.788	86	1:46.347	+3.209	17:00:33.898	143	1:45.768	+2.630	18:55:26.982
29	1:45.898	+2.760	15:01:33.686	87	1:45.426	+2.288	17:02:19.324	144	1:46.013	+2.875	18:57:12.995
30	1:44.305	+1.167	15:03:17.991	88	1:46.224	+3.086	17:04:05.548	145	1:44.622	+1.484	18:58:57.617
31	1:45.621	+2.483	15:05:03.612	89	1:44.538	+1.400	17:05:50.086	146	1:46.407	+3.269	19:00:44.024
32	1:45.194	+2.056	15:06:48.806	90	1:45.473	+2.335	17:07:35.559	147	1:45.434	+2.296	19:02:29.458
33	1:45.883	+2.745	15:08:34.689	91	1:55.282	+12.144	17:09:30.841	148	1:43.729	+0.591	19:04:13.187
34	2:05.018	+21.880	15:10:39.707	p92	2:57.041	+1:13.903	17:12:27.882	149	1:44.849	+1.711	19:05:58.036
35	2:43.876	+1:00.738	15:13:23.583	93	3:13.813	+1:30.675	17:15:41.695	150	1:44.531	+1.393	19:07:42.567
36	3:46.291	+2:03.153	15:17:09.874	94	3:10.163	+1:27.025	17:18:51.858	151	1:44.472	+1.334	19:09:27.039
37	3:35.240	+1:52.102	15:20:45.114	95	1:49.405	+6.267	17:20:41.263	152	1:45.760	+2.622	19:11:12.799
38	1:49.540	+6.402	15:22:34.654	96	1:47.056	+3.918	17:22:28.319	153	1:49.671	+6.533	19:13:02.470
39	1:45.118	+1.980	15:24:19.772	97	1:44.875	+1.737	17:24:13.194	154	1:45.555	+2.417	19:14:48.025
40	1:44.924	+1.786	15:26:04.696	98	1:46.719	+3.581	17:25:59.913	p155	1:56.369	+13.231	19:16:44.394
41	1:43.850	+0.712	15:27:48.546	99	1:44.936	+1.798	17:27:44.849	156	2:38.725	+55.587	19:19:23.119
42	1:44.661	+1.523	15:29:33.207	100	1:44.803	+1.665	17:29:29.652	157	1:47.965	+4.827	19:21:11.084
43	1:58.306	+15.168	15:31:31.513	101	1:46.845	+3.707	17:31:16.497	158	1:46.597	+3.459	19:22:57.681
p44	3:19.651	+1:36.513	15:34:51.164	102	1:44.359	+1.221	17:33:00.856	159	1:44.835	+1.697	19:24:42.516
45	3:33.034	+1:49.896	15:38:24.198	103	1:44.262	+1.124	17:34:45.118	160	1:45.813	+2.675	19:26:28.329
46	3:17.996	+1:34.858	15:41:42.194	104	1:44.847	+1.709	17:36:29.965	161	1:46.782	+3.644	19:28:15.111
47	1:53.416	+10.278	15:43:35.610	105	1:46.659	+3.521	17:38:16.624	162	1:45.314	+2.176	19:30:00.425
48	1:48.458	+5.320	15:45:24.068	106	1:45.463	+2.325	17:40:02.087	163	1:45.878	+2.740	19:31:46.303
49	1:45.042	+1.904	15:47:09.110	107	1:47.019	+3.881	17:41:49.106	164	1:46.589	+3.451	19:33:32.892
50	1:44.142	+1.004	15:48:53.252	108	1:45.462	+2.324	17:43:34.568	165	1:45.452	+2.314	19:35:18.344
51	1:44.623	+1.485	15:50:37.875	109	1:47.154	+4.016	17:45:21.722	166	1:45.289	+2.151	19:37:03.633
52	1:43.766	+0.628	15:52:21.641	110	1:46.791	+3.653	17:47:08.513	167	1:49.418	+6.280	19:38:53.051
53	1:44.920	+1.782	15:54:06.561	111	1:46.707	+3.569	17:48:55.220	168	1:45.138	+2.000	19:40:38.189
54	1:44.459	+1.321	15:55:51.020	112	1:45.654	+2.516	17:50:40.874	169	1:44.296	+1.158	19:42:22.485
55	1:44.306	+1.168	15:57:35.326	113	1:48.550	+5.412	17:52:29.424	170	1:47.030	+3.892	19:44:09.515
56	1:44.051	+0.913	15:59:19.377	114	1:46.887	+3.749	17:54:16.311	171	1:45.168	+2.030	19:45:54.683
57	1:44.639	+1.501	16:01:04.016	115	1:46.012	+2.874	17:56:02.323	172	1:46.123	+2.985	19:47:40.806
58	1:44.810	+1.672	16:02:48.826	116	1:46.334	+3.196	17:57:48.657	173	1:45.448	+2.310	19:49:26.254
59	1:46.658	+3.520	16:04:35.484	117	1:47.231	+4.093	17:59:35.888	174	1:45.147	+2.009	19:51:11.401
60	1:50.078	+6.940	16:06:25.562		Best Tm: 1:44.262			175	1:45.982	+2.844	19:52:57.383
p61	2:52.735	+1:09.597	16:09:18.297					176	1:44.988	+1.850	19:54:42.371
	Best Tm: 1:43.528							177	1:49.688	+6.550	19:56:32.059
	Mike Forest							178	1:46.921	+3.783	19:58:18.980
62	3:15.060	+1:31.922	16:12:33.357	p118	1:58.775	+15.637	18:01:34.663	179	1:46.102	+2.964	20:00:05.082
63	3:13.442	+1:30.304	16:15:46.799		Jordan Taylor			180	1:45.794	+2.656	20:01:50.876
64	1:51.411	+8.273	16:17:38.210	119	2:37.668	+54.530	18:04:12.331	181	1:46.471	+3.333	20:03:37.347
65	1:47.244	+4.106	16:19:25.454	120	1:46.452	+3.314	18:05:58.783	182	1:45.436	+2.298	20:05:22.783
66	1:47.889	+4.751	16:21:13.343	121	1:46.651	+3.513	18:07:45.434	183	1:47.036	+3.898	20:07:09.819
67	1:47.754	+4.616	16:23:01.097	122	1:51.245	+8.107	18:09:36.679	184	1:57.485	+14.347	20:09:07.304
68	3:23.317	+1:40.179	16:26:24.414	123	2:04.318	+21.180	18:11:40.997	185	2:19.789	+36.651	20:11:27.093
				124	2:52.689	+1:09.551	18:14:33.686	186	2:48.474	+1:05.336	20:14:15.567
				125	3:20.022	+1:36.884	18:17:53.708				

Timing & Scoring

Race Director

Orbits 4

www.amb-it.com

www.mylaps.com

Licensed to: Grand American Road Racing



PROVISIONAL

Sahlen's Six Hours of the Glen

Rolex
 Grand-Am Rolex Race
 Race started at 14:09:27

Watkins Glen 3.400 Miles

6/6/2009 02:15 PM

Lap	Lap Tm	Diff	Time of Day
Best Tm: 1:43.138			
(61) Frisselle/ Wilkins/ Junqueira			
Mark Wilkins			
1	1:48.556	+6.272	14:11:16.904
2	1:45.011	+2.727	14:13:01.915
3	1:44.317	+2.033	14:14:46.232
4	1:44.802	+2.518	14:16:31.034
5	1:45.371	+3.087	14:18:16.405
6	1:46.564	+4.280	14:20:02.969
7	1:45.341	+3.057	14:21:48.310
8	1:46.885	+4.601	14:23:35.195
9	1:45.168	+2.884	14:25:20.363
10	1:44.017	+1.733	14:27:04.380
11	1:46.091	+3.807	14:28:50.471
12	1:43.679	+1.395	14:30:34.150
13	1:44.115	+1.831	14:32:18.265
p14	2:26.355	+44.071	14:34:44.620
15	1:57.822	+15.538	14:36:42.442
16	1:47.931	+5.647	14:38:30.373
17	1:45.029	+2.745	14:40:15.402
18	1:44.962	+2.678	14:42:00.364
19	1:45.380	+3.096	14:43:45.744
20	1:45.115	+2.831	14:45:30.859
21	1:43.819	+1.535	14:47:14.678
22	1:43.951	+1.667	14:48:58.629
23	1:43.687	+1.403	14:50:42.316
24	1:44.075	+1.791	14:52:26.391
25	1:45.160	+2.876	14:54:11.551
26	1:47.776	+5.492	14:55:59.327
27	1:44.138	+1.854	14:57:43.465
28	1:45.074	+2.790	14:59:28.539
29	1:44.782	+2.498	15:01:13.321
30	1:44.272	+1.988	15:02:57.593
31	1:45.781	+3.497	15:04:43.374
32	1:44.466	+2.182	15:06:27.840
33	1:44.344	+2.060	15:08:12.184
34	2:02.050	+19.766	15:10:14.234
35	3:00.096	+1:17.812	15:13:14.330
36	3:47.168	+2:04.884	15:17:01.498
37	3:38.973	+1:56.689	15:20:40.471
38	1:47.284	+5.000	15:22:27.755
39	1:43.710	+1.426	15:24:11.465
40	1:43.977	+1.693	15:25:55.442
41	1:43.962	+1.678	15:27:39.404
42	1:45.044	+2.760	15:29:24.448
43	1:47.306	+5.022	15:31:11.754
p44	4:17.823	+2:35.539	15:35:29.577
45	3:00.224	+1:17.940	15:38:29.801
46	3:13.330	+1:31.046	15:41:43.131
47	1:51.768	+9.484	15:43:34.899
48	1:47.349	+5.065	15:45:22.248
49	1:43.743	+1.459	15:47:05.991
50	1:44.050	+1.766	15:48:50.041
51	1:43.197	+0.913	15:50:33.238
52	1:43.008	+0.724	15:52:16.246
53	1:44.386	+2.102	15:54:00.632
54	1:43.326	+1.042	15:55:43.958
55	1:43.621	+1.337	15:57:27.579
Best Tm: 1:43.008			

Lap	Lap Tm	Diff	Time of Day
Bruno Junqueira			
p56	8:57.104	+7:14.820	16:06:24.683
57	2:49.983	+1:07.699	16:09:14.666
58	2:59.967	+1:17.683	16:12:14.633
59	2:02.080	+19.796	16:14:16.713
60	1:50.259	+7.975	16:16:06.972
61	1:48.871	+6.587	16:17:55.843
62	1:48.274	+5.990	16:19:44.117
63	1:48.241	+5.957	16:21:32.358
64	1:49.036	+6.752	16:23:21.394
65	3:04.665	+1:22.381	16:26:26.059
66	3:01.331	+1:19.047	16:29:27.390
67	2:54.206	+1:11.922	16:32:21.596
68	1:48.967	+6.683	16:34:10.563
69	1:46.155	+3.871	16:35:56.718
70	1:44.892	+2.608	16:37:41.610
71	1:45.012	+2.728	16:39:26.622
72	1:45.070	+2.786	16:41:11.692
73	1:44.643	+2.359	16:42:56.335
74	1:46.425	+4.141	16:44:42.760
75	1:46.041	+3.757	16:46:28.801
76	1:45.288	+3.004	16:48:14.089
77	1:45.942	+3.658	16:50:00.031
78	1:46.377	+4.093	16:51:46.408
79	1:48.341	+6.057	16:53:34.749
80	1:47.187	+4.903	16:55:21.936
81	1:46.412	+4.128	16:57:08.348
82	1:44.526	+2.242	16:58:52.874
83	1:47.506	+5.222	17:00:40.380
84	1:47.500	+5.216	17:02:27.880
85	1:45.256	+2.972	17:04:13.136
86	1:46.755	+4.471	17:05:59.891
87	1:43.770	+1.486	17:07:43.661
88	1:54.951	+12.667	17:09:38.612
p89	3:29.882	+1:47.598	17:13:08.494
90	2:32.623	+50.339	17:15:41.117
91	3:10.583	+1:28.299	17:18:51.700
92	1:48.583	+6.299	17:20:40.283
93	1:45.990	+3.706	17:22:26.273
94	1:44.122	+1.838	17:24:10.395
95	1:45.671	+3.387	17:25:56.066
96	1:44.884	+2.600	17:27:40.950
97	1:46.413	+4.129	17:29:27.363
98	1:48.009	+5.725	17:31:15.372
99	1:43.337	+1.053	17:32:58.709
100	1:43.081	+0.797	17:34:41.790
101	1:44.583	+2.299	17:36:26.373
102	1:43.144	+0.860	17:38:09.517
103	1:46.521	+4.237	17:39:56.038
104	1:45.122	+2.838	17:41:41.160
105	1:46.045	+3.761	17:43:27.205
106	1:44.445	+2.161	17:45:11.650
107	1:43.484	+1.200	17:46:55.134
108	1:44.452	+2.168	17:48:39.586
109	1:43.538	+1.254	17:50:23.124
110	1:43.285	+1.001	17:52:06.409
111	1:44.592	+2.308	17:53:51.001
112	1:42.874	+0.590	17:55:33.875
113	1:44.767	+2.483	17:57:18.642
114	1:44.666	+2.382	17:59:03.308

Lap	Lap Tm	Diff	Time of Day
115	1:44.787	+2.503	18:00:48.095
116	1:46.932	+4.648	18:02:35.027
117	1:44.152	+1.868	18:04:19.179
118	1:43.843	+1.559	18:06:03.022
119	1:43.752	+1.468	18:07:46.774
120	1:49.201	+6.917	18:09:35.975
121	2:03.725	+21.441	18:11:39.700
Best Tm: 1:42.874			
Burt Frisselle			
p122	3:38.552	+1:56.268	18:15:18.252
123	2:45.883	+1:03.599	18:18:04.135
124	3:16.329	+1:34.045	18:21:20.464
125	3:07.995	+1:25.711	18:24:28.459
126	3:15.959	+1:33.675	18:27:44.418
127	3:05.793	+1:23.509	18:30:50.211
128	1:49.717	+7.433	18:32:39.928
129	1:46.050	+3.766	18:34:25.978
130	1:44.619	+2.335	18:36:10.597
131	1:44.008	+1.724	18:37:54.605
132	1:45.148	+2.864	18:39:39.753
133	1:44.710	+2.426	18:41:24.463
134	1:43.698	+1.414	18:43:08.161
135	1:43.414	+1.130	18:44:51.575
136	1:43.374	+1.090	18:46:34.949
137	1:43.169	+0.885	18:48:18.118
138	1:45.753	+3.469	18:50:03.871
139	1:46.084	+3.800	18:51:49.955
Best Tm: 1:43.169			
140	1:47.890	+5.606	18:53:37.845
141	1:45.680	+3.396	18:55:23.525
142	1:44.773	+2.489	18:57:08.298
143	1:44.286	+2.002	18:58:52.584
144	1:43.768	+1.484	19:00:36.352
145	1:44.571	+2.287	19:02:20.923
146	1:43.741	+1.457	19:04:04.664
147	1:44.726	+2.442	19:05:49.390
148	1:44.044	+1.760	19:07:33.434
149	1:44.780	+2.496	19:09:18.214
Burt Frisselle			
p150	5:25.621	+3:43.337	19:14:43.835
151	2:00.511	+18.227	19:16:44.346
152	1:45.734	+3.450	19:18:30.080
153	1:44.839	+2.555	19:20:14.919
154	1:45.166	+2.882	19:22:00.085
155	1:45.331	+3.047	19:23:45.416
156	1:43.653	+1.369	19:25:29.069
157	1:45.271	+2.987	19:27:14.340
158	1:45.487	+3.203	19:28:59.827
159	1:44.271	+1.987	19:30:44.098
160	1:43.926	+1.642	19:32:28.024
161	1:44.923	+2.639	19:34:12.947
162	1:43.849	+1.565	19:35:56.796
163	1:44.516	+2.232	19:37:41.312
164	1:44.837	+2.553	19:39:26.149
165	1:43.578	+1.294	19:41:09.727
166	1:43.750	+1.466	19:42:53.477
167	1:43.107	+0.823	19:44:36.584
168	1:43.005	+0.721	19:46:19.589

Timing & Scoring

Race Director

Orbits 4

www.amb-it.com

www.mylaps.com

Licensed to: Grand American Road Racing



PROVISIONAL

Sahlen's Six Hours of the Glen

Rolex
Grand-Am Rolex Race
Race started at 14:09:27

Watkins Glen 3.400 Miles
6/6/2009 02:15 PM



Lap	Lap Tm	Diff	Time of Day
169	1:45.078	+2.794	19:48:04.667
170	1:44.384	+2.100	19:49:49.051
171	1:44.047	+1.763	19:51:33.098
172	1:42.779	+0.495	19:53:15.877
173	1:42.284		19:54:58.161
174	1:43.191	+0.907	19:56:41.352
175	1:43.042	+0.758	19:58:24.394
176	1:43.492	+1.208	20:00:07.886
177	1:43.011	+0.727	20:01:50.897
178	1:43.233	+0.949	20:03:34.130
179	1:42.324	+0.040	20:05:16.454
180	1:42.588	+0.304	20:06:59.042
181	1:58.277	+15.993	20:08:57.319
182	2:25.281	+42.997	20:11:22.600
183	2:47.181	+1:04.897	20:14:09.781
Best Tm: 1:42.284			
(22) de Quesada/ Dalziel/ James			
Ryan Dalziel			
1	1:51.031	+7.714	14:11:20.340
2	1:46.134	+2.817	14:13:06.474
3	1:45.582	+2.265	14:14:52.056
4	1:45.765	+2.448	14:16:37.821
5	1:45.578	+2.261	14:18:23.399
6	1:46.817	+3.500	14:20:10.216
7	1:45.672	+2.355	14:21:55.888
8	1:46.312	+2.995	14:23:42.200
9	1:47.711	+4.394	14:25:29.911
10	1:48.759	+5.442	14:27:18.670
11	1:47.661	+4.344	14:29:06.331
12	1:45.982	+2.665	14:30:52.313
13	1:44.784	+1.467	14:32:37.097
14	1:44.380	+1.063	14:34:21.477
15	1:45.669	+2.352	14:36:07.146
16	1:47.053	+3.736	14:37:54.199
17	1:49.304	+5.987	14:39:43.503
18	1:45.536	+2.219	14:41:29.039
19	1:44.995	+1.678	14:43:14.034
20	1:44.978	+1.661	14:44:59.012
21	1:43.957	+0.640	14:46:42.969
Best Tm: 1:43.957			
p22	1:56.644	+13.327	14:48:39.613
Carlos de Quesada			
23	3:01.456	+1:18.139	14:51:41.069
24	1:56.439	+13.122	14:53:37.508
25	1:51.894	+8.577	14:55:29.402
26	1:51.044	+7.727	14:57:20.446
p27	2:01.691	+18.374	14:59:22.137
28	2:18.974	+35.657	15:01:41.111
29	1:49.710	+6.393	15:03:30.821
p30	2:00.853	+17.536	15:05:31.674
31	2:14.602	+31.285	15:07:46.276
32	1:53.783	+10.466	15:09:40.059
33	3:26.809	+1:43.492	15:13:06.868
34	3:43.486	+2:00.169	15:16:50.354
35	1:56.808	+13.491	15:18:47.162
36	2:08.837	+25.520	15:20:55.999
37	1:59.666	+16.349	15:22:55.665

Lap	Lap Tm	Diff	Time of Day
38	1:52.071	+8.754	15:24:47.736
39	1:49.556	+6.239	15:26:37.292
40	1:49.439	+6.122	15:28:26.731
Best Tm: 1:49.439			
p41	5:34.859	+3:51.542	15:34:01.590
Ian James			
p42	4:38.712	+2:55.395	15:38:40.302
43	3:05.729	+1:22.412	15:41:46.031
p44	2:00.966	+17.649	15:43:46.997
45	2:19.754	+36.437	15:46:06.751
46	1:46.719	+3.402	15:47:53.470
47	1:45.806	+2.489	15:49:39.276
48	1:45.330	+2.013	15:51:24.606
49	1:46.278	+2.961	15:53:10.884
50	1:45.287	+1.970	15:54:56.171
51	1:46.222	+2.905	15:56:42.393
52	1:45.340	+2.023	15:58:27.733
53	1:45.919	+2.602	16:00:13.652
54	1:45.078	+1.761	16:01:58.730
55	1:44.714	+1.397	16:03:43.444
56	1:44.281	+0.964	16:05:27.725
57	1:50.610	+7.293	16:07:18.335
58	2:10.226	+26.909	16:09:28.561
59	2:54.757	+1:11.440	16:12:23.318
p60	2:13.407	+30.090	16:14:36.725
61	2:40.628	+57.311	16:17:17.353
62	1:46.710	+3.393	16:19:04.063
63	1:44.989	+1.672	16:20:49.052
64	1:46.470	+3.153	16:22:35.522
65	1:54.406	+11.089	16:24:29.928
p66	2:10.621	+27.304	16:26:40.549
Best Tm: 1:44.281			
Ryan Dalziel			
67	2:57.705	+1:14.388	16:29:38.254
68	2:47.636	+1:04.319	16:32:25.890
69	1:50.552	+7.235	16:34:16.442
70	1:45.068	+1.751	16:36:01.510
71	1:44.353	+1.036	16:37:45.863
72	1:44.412	+1.095	16:39:30.275
73	1:44.265	+0.948	16:41:14.540
74	1:44.471	+1.154	16:42:59.011
75	1:45.573	+2.256	16:44:44.584
76	1:45.710	+2.393	16:46:30.294
77	1:46.975	+3.658	16:48:17.269
78	1:44.934	+1.617	16:50:02.203
79	1:44.927	+1.610	16:51:47.130
80	1:47.660	+4.343	16:53:34.790
81	1:46.262	+2.945	16:55:21.052
82	1:45.823	+2.506	16:57:06.875
83	1:45.703	+2.386	16:58:52.578
84	1:47.218	+3.901	17:00:39.796
85	1:47.484	+4.167	17:02:27.280
86	1:45.446	+2.129	17:04:12.726
87	1:45.588	+2.271	17:05:58.314
88	1:44.623	+1.306	17:07:42.937
89	1:55.001	+11.684	17:09:37.938
90	2:41.453	+58.136	17:12:19.391
91	3:01.082	+1:17.765	17:15:20.473

Lap	Lap Tm	Diff	Time of Day
Best Tm: 1:44.265			
p92	2:06.939	+23.622	17:17:27.412
Ian James			
93	2:49.373	+1:06.056	17:20:16.785
94	1:45.744	+2.427	17:22:02.529
95	1:44.322	+1.005	17:23:46.851
96	1:44.921	+1.604	17:25:31.772
97	1:44.656	+1.339	17:27:16.428
98	1:43.616	+0.299	17:29:00.044
99	1:43.998	+0.681	17:30:44.042
100	1:44.562	+1.245	17:32:28.604
101	1:44.870	+1.553	17:34:13.474
102	1:47.191	+3.874	17:36:00.665
103	1:45.978	+2.661	17:37:46.643
104	1:46.853	+3.536	17:39:33.496
105	1:44.244	+0.927	17:41:17.740
106	1:43.829	+0.512	17:43:01.569
107	1:45.114	+1.797	17:44:46.683
108	1:43.446	+0.129	17:46:30.129
109	1:43.317		17:48:13.446
110	1:44.646	+1.329	17:49:58.092
111	1:43.351	+0.034	17:51:41.443
112	1:43.544	+0.227	17:53:24.987
113	1:44.327	+1.010	17:55:09.314
114	1:44.459	+1.142	17:56:53.773
115	1:44.574	+1.257	17:58:38.347
116	1:45.363	+2.046	18:00:23.710
117	1:44.598	+1.281	18:02:08.308
118	1:44.413	+1.096	18:03:52.721
119	1:45.277	+1.960	18:05:37.998
120	1:43.546	+0.229	18:07:21.544
121	1:45.208	+1.891	18:09:06.752
122	1:47.585	+4.268	18:10:54.337
123	3:31.184	+1:47.867	18:14:25.521
124	3:21.863	+1:38.546	18:17:47.384
Best Tm: 1:43.317			
p125	2:14.230	+30.913	18:20:01.614
Ryan Dalziel			
126	2:52.859	+1:09.542	18:22:54.473
127	1:51.635	+8.318	18:24:46.108
128	3:12.873	+1:29.556	18:27:58.981
129	2:58.587	+1:15.270	18:30:57.568
130	1:51.894	+8.577	18:32:49.462
131	1:46.031	+2.714	18:34:35.493
132	1:45.475	+2.158	18:36:20.968
133	1:44.902	+1.585	18:38:05.870
134	1:44.443	+1.126	18:39:50.313
135	1:45.984	+2.667	18:41:36.297
136	1:48.973	+5.656	18:43:25.270
137	1:47.515	+4.198	18:45:12.785
138	1:49.446	+6.129	18:47:02.231
139	1:52.408	+9.091	18:48:54.639
p140	2:01.728	+18.411	18:50:56.367
Best Tm: 1:44.443			
Carlos de Quesada			
141	7:20.369	+5:37.052	18:58:16.736

Timing & Scoring


Race Director

Orbits 4

www.amb-it.com

www.mylaps.com

Licensed to: Grand American Road Racing



PROVISIONAL

Sahlen's Six Hours of the Glen

Rolex

Watkins Glen 3.400 Miles

Grand-Am Rolex Race

6/6/2009 02:15 PM

Race started at 14:09:27

Table with columns: Lap, Lap Tm, Diff, Time of Day. Rows 142-164. Includes driver Ryan Dalziel and Carlos de Quesada.

Best Tm: 1:47.553

Ryan Dalziel 1:47.707 +4.390 19:45:02.272

Best Tm: 1:47.707

Table with columns: Lap, Lap Tm, Diff, Time of Day. Rows 166-180. Includes driver Carlos de Quesada.

Best Tm: 1:47.415

(91) Schramm/ Dallenbach

Table with columns: Lap, Lap Tm, Diff, Time of Day. Rows 1-11. Includes driver Paul Dallenbach.

Table with columns: Lap, Lap Tm, Diff, Time of Day. Rows 12-33. Includes driver Roger Schramm.

Best Tm: 1:45.762

Table with columns: Lap, Lap Tm, Diff, Time of Day. Rows 35-66. Includes driver Roger Schramm.

Best Tm: 1:50.675

Paul Dallenbach

Table with columns: Lap, Lap Tm, Diff, Time of Day. Rows 67-119. Includes driver Roger Schramm.

Best Tm: 1:46.465

Table with columns: Lap, Lap Tm, Diff, Time of Day. Rows 121-124. Includes driver Roger Schramm.

Timing & Scoring

Race Director

Orbits 4

www.amb-it.com

www.mylaps.com

Licensed to: Grand American Road Racing



PROVISIONAL

Sahlen's Six Hours of the Glen

Rolex

Watkins Glen 3.400 Miles

Grand-Am Rolex Race

6/6/2009 02:15 PM

Race started at 14:09:27



Lap	Lap Tm	Diff	Time of Day
125	1:55.170	+9.408	18:32:48.393
126	1:52.834	+7.072	18:34:41.227
127	1:52.368	+6.606	18:36:33.595
128	1:52.279	+6.517	18:38:25.874
129	1:51.625	+5.863	18:40:17.499
130	1:51.586	+5.824	18:42:09.085
131	1:52.133	+6.371	18:44:01.218
132	1:50.923	+5.161	18:45:52.141
133	1:51.938	+6.176	18:47:44.079
134	1:53.850	+8.088	18:49:37.929
135	1:51.901	+6.139	18:51:29.830
136	1:50.501	+4.739	18:53:20.331
137	1:50.726	+4.964	18:55:11.057
138	1:51.378	+5.616	18:57:02.435
139	1:51.587	+5.825	18:58:54.022
140	1:49.900	+4.138	19:00:43.922
141	1:50.827	+5.065	19:02:34.749
142	1:49.708	+3.946	19:04:24.457
143	1:51.049	+5.287	19:06:15.506
144	1:50.339	+4.577	19:08:05.845
145	1:50.691	+4.929	19:09:56.536
146	1:50.970	+5.208	19:11:47.506
147	1:52.151	+6.389	19:13:39.657
148	1:49.028	+3.266	19:15:28.685
149	1:49.859	+4.097	19:17:18.544
p150	2:02.534	+16.772	19:19:21.078
Best Tm: 1:49.028			
Paul Dallenbach			
151	4:06.927	+2:21.165	19:23:28.005
152	1:50.572	+4.810	19:25:18.577
153	1:48.581	+2.819	19:27:07.158
154	1:49.085	+3.323	19:28:56.243
155	1:48.458	+2.696	19:30:44.701
156	1:48.145	+2.383	19:32:32.846
157	1:48.708	+2.946	19:34:21.554
158	1:49.059	+3.297	19:36:10.613
159	1:48.504	+2.742	19:37:59.117
160	1:49.099	+3.337	19:39:48.216
161	1:50.269	+4.507	19:41:38.485
162	1:48.455	+2.693	19:43:26.940
163	1:48.801	+3.039	19:45:15.741
164	1:48.642	+2.880	19:47:04.383
165	1:47.880	+2.118	19:48:52.263
166	1:48.093	+2.331	19:50:40.356
167	1:49.250	+3.488	19:52:29.606
168	1:48.201	+2.439	19:54:17.807
169	1:48.570	+2.808	19:56:06.377
170	1:48.388	+2.626	19:57:54.765
171	1:48.623	+2.861	19:59:43.388
172	1:49.184	+3.422	20:01:32.572
173	1:47.798	+2.036	20:03:20.370
174	1:48.523	+2.761	20:05:08.893
175	1:49.677	+3.915	20:06:58.570
176	2:00.154	+14.392	20:08:58.724
177	2:24.824	+39.062	20:11:23.548
178	2:48.412	+1:02.650	20:14:11.960
Best Tm: 1:47.798			

Lap	Lap Tm	Diff	Time of Day
Dirk Werner			
1	1:55.338	+3.766	14:12:15.747
2	1:52.800	+1.228	14:14:08.547
3	1:52.290	+0.718	14:16:00.837
4	1:52.695	+1.123	14:17:53.532
5	1:52.823	+1.251	14:19:46.355
6	1:52.996	+1.424	14:21:39.351
7	1:54.045	+2.473	14:23:33.396
8	1:54.364	+2.792	14:25:27.760
9	1:53.964	+2.392	14:27:21.724
10	1:54.627	+3.055	14:29:16.351
11	1:54.918	+3.346	14:31:11.269
12	1:53.106	+1.534	14:33:04.375
13	1:53.238	+1.666	14:34:57.613
14	1:53.443	+1.871	14:36:51.056
15	1:53.330	+1.758	14:38:44.386
16	1:53.193	+1.621	14:40:37.579
17	1:53.130	+1.558	14:42:30.709
18	1:53.003	+1.431	14:44:23.712
19	1:53.215	+1.643	14:46:16.927
20	1:53.339	+1.767	14:48:10.266
21	1:53.702	+2.130	14:50:03.968
Best Tm: 1:52.290			
Leh Keen			
p22	2:40.946	+49.374	14:52:44.914
23	2:05.238	+13.666	14:54:50.152
24	1:53.242	+1.670	14:56:43.394
25	1:53.533	+1.961	14:58:36.927
26	1:53.212	+1.640	15:00:30.139
27	1:54.400	+2.828	15:02:24.539
28	1:54.184	+2.612	15:04:18.723
29	1:54.024	+2.452	15:06:12.747
30	1:53.777	+2.205	15:08:06.524
31	2:03.152	+11.580	15:10:09.676
32	3:02.585	+1:11.013	15:13:12.261
33	3:47.193	+1:55.621	15:16:59.454
34	3:40.490	+1:48.918	15:20:39.944
35	1:54.882	+3.310	15:22:34.826
36	1:56.278	+4.706	15:24:31.104
37	1:53.834	+2.262	15:26:24.938
38	1:53.023	+1.451	15:28:17.961
39	1:54.291	+2.719	15:30:12.252
40	2:04.043	+12.471	15:32:16.295
41	2:35.354	+43.782	15:34:51.649
42	3:22.982	+1:31.410	15:38:14.631
43	3:23.341	+1:31.769	15:41:37.972
44	1:54.546	+2.974	15:43:32.518
45	1:55.467	+3.895	15:45:27.985
46	1:52.292	+0.720	15:47:20.277
47	1:53.421	+1.849	15:49:13.698
48	1:53.678	+2.106	15:51:07.376
49	1:52.906	+1.334	15:53:00.282
50	1:52.537	+0.965	15:54:52.819
51	1:53.339	+1.767	15:56:46.158
52	1:53.230	+1.658	15:58:39.388
53	1:53.162	+1.590	16:00:32.550
54	1:53.647	+2.075	16:02:26.197
55	1:55.082	+3.510	16:04:21.279
56	1:55.385	+3.813	16:06:16.664
57	2:49.851	+58.279	16:09:06.515

Lap	Lap Tm	Diff	Time of Day
Best Tm: 1:52.292			
Dirk Werner			
p58	3:54.828	+2:03.256	16:13:01.343
59	2:50.793	+59.221	16:15:52.136
60	1:54.471	+2.899	16:17:46.607
61	1:53.016	+1.444	16:19:39.623
62	1:54.023	+2.451	16:21:33.646
63	1:55.839	+4.267	16:23:29.485
64	2:09.949	+18.377	16:25:39.434
65	1:54.623	+3.051	16:27:34.057
66	2:03.507	+11.935	16:29:37.564
67	2:48.184	+56.612	16:32:25.748
68	1:56.349	+4.777	16:34:22.097
69	1:52.512	+0.940	16:36:14.609
70	1:53.779	+2.207	16:38:08.388
71	1:52.601	+1.029	16:40:00.989
72	1:53.344	+1.772	16:41:54.333
73	1:52.968	+1.396	16:43:47.301
74	1:52.562	+0.990	16:45:39.863
75	1:52.048	+0.476	16:47:31.911
76	1:52.103	+0.531	16:49:24.014
77	1:52.751	+1.179	16:51:16.765
78	1:52.326	+0.754	16:53:09.091
79	1:52.491	+0.919	16:55:01.582
80	1:52.997	+1.425	16:56:54.579
81	1:53.251	+1.679	16:58:47.830
82	1:53.855	+2.283	17:00:41.685
83	1:52.699	+1.127	17:02:34.384
84	1:52.204	+0.632	17:04:26.588
85	1:52.716	+1.144	17:06:19.304
86	1:52.781	+1.209	17:08:12.085
87	1:58.619	+7.047	17:10:10.704
88	2:12.413	+20.841	17:12:23.117
Best Tm: 1:52.048			
Leh Keen			
p89	3:46.372	+1:54.800	17:16:09.489
90	2:45.414	+53.842	17:18:54.903
91	1:56.442	+4.870	17:20:51.345
92	1:52.604	+1.032	17:22:43.949
93	1:51.818	+0.246	17:24:35.767
94	1:52.054	+0.482	17:26:27.821
95	1:51.874	+0.302	17:28:19.695
96	1:52.586	+1.014	17:30:12.281
97	1:53.688	+2.116	17:32:05.969
98	1:53.307	+1.735	17:33:59.276
99	1:52.094	+0.522	17:35:51.370
100	1:53.550	+1.978	17:37:44.920
101	1:54.758	+3.186	17:39:39.678
102	1:53.871	+2.299	17:41:33.549
103	1:53.403	+1.831	17:43:26.952
104	1:53.580	+2.008	17:45:20.532
105	1:54.448	+2.876	17:47:14.980
106	1:53.263	+1.691	17:49:08.243
107	1:53.108	+1.536	17:51:01.351
108	1:52.508	+0.936	17:52:53.859
109	1:52.476	+0.904	17:54:46.335
110	1:52.977	+1.405	17:56:39.312
111	1:52.912	+1.340	17:58:32.224
112	1:53.697	+2.125	18:00:25.921

(87) Keen/ Werner

Timing & Scoring

Orbits 4

Race Director

www.amb-it.com

www.mylaps.com

Licensed to: Grand American Road Racing

PROVISIONAL

Sahlen's Six Hours of the Glen

Rolex **Watkins Glen 3.400 Miles**
Grand-Am Rolex Race **6/6/2009 02:15 PM**
Race started at 14:09:27

Lap	Lap Tm	Diff	Time of Day
113	1:53.441	+1.869	18:02:19.362
114	1:53.012	+1.440	18:04:12.374
115	1:52.818	+1.246	18:06:05.192
116	1:53.338	+1.766	18:07:58.530
117	1:52.171	+0.599	18:09:50.701
118	2:01.743	+10.171	18:11:52.444
119	2:44.425	+52.853	18:14:36.869

Best Tm: 1:51.818

Dirk Werner

p120	4:04.759	+2:13.187	18:18:41.628
121	2:45.276	+53.704	18:21:26.904
122	3:07.939	+1:16.367	18:24:34.843
123	3:15.252	+1:23.680	18:27:50.095
124	3:03.965	+1:12.393	18:30:54.060
125	1:55.535	+3.963	18:32:49.595
126	1:52.283	+0.711	18:34:41.878
127	1:52.286	+0.714	18:36:34.164
128	1:52.474	+0.902	18:38:26.638
129	1:52.253	+0.681	18:40:18.891
130	1:52.443	+0.871	18:42:11.334
131	1:52.214	+0.642	18:44:03.548
132	1:52.076	+0.504	18:45:55.624
133	1:52.463	+0.891	18:47:48.087
134	1:53.341	+1.769	18:49:41.428
135	1:52.620	+1.048	18:51:34.048
136	1:52.623	+1.051	18:53:26.671
137	1:52.224	+0.652	18:55:18.895
138	1:53.526	+1.954	18:57:12.421
139	1:52.675	+1.103	18:59:05.096
140	1:52.139	+0.567	19:00:57.235
141	1:51.920	+0.348	19:02:49.155
142	1:52.758	+1.186	19:04:41.913
143	1:54.178	+2.606	19:06:36.091
144	1:52.550	+0.978	19:08:28.641
145	1:52.805	+1.233	19:10:21.446
p146	2:44.058	+52.486	19:13:05.504
147	2:05.077	+13.505	19:15:10.581
148	1:52.694	+1.122	19:17:03.275
149	1:52.255	+0.683	19:18:55.530
150	1:51.935	+0.363	19:20:47.465
151	1:51.974	+0.402	19:22:39.439
152	1:52.674	+1.102	19:24:32.113
153	1:51.920	+0.348	19:26:24.033
154	1:52.482	+0.910	19:28:16.515
155	1:52.927	+1.355	19:30:09.442
156	1:52.556	+0.984	19:32:01.998
157	1:52.646	+1.074	19:33:54.644
158	1:52.847	+1.275	19:35:47.491
159	1:52.864	+1.292	19:37:40.355
160	1:52.427	+0.855	19:39:32.782
161	1:53.019	+1.447	19:41:25.801
162	1:54.268	+2.696	19:43:20.069
163	1:53.068	+1.496	19:45:13.137
164	1:52.566	+0.994	19:47:05.703
165	1:52.725	+1.153	19:48:58.428
166	1:52.206	+0.634	19:50:50.634
167	1:52.377	+0.805	19:52:43.011
168	1:52.411	+0.839	19:54:35.422
169	1:53.968	+2.396	19:56:29.390
170	1:52.470	+0.898	19:58:21.860

Lap	Lap Tm	Diff	Time of Day
171	1:52.605	+1.033	20:00:14.465
172	1:52.391	+0.819	20:02:06.856
173	1:51.572		20:03:58.428
174	1:52.103	+0.531	20:05:50.531
175	1:52.101	+0.529	20:07:42.632
176	2:04.304	+12.732	20:09:46.936
177	1:56.192	+4.620	20:11:43.128
178	2:34.002	+42.430	20:14:17.130

Best Tm: 1:51.572

(07) Edwards/ Collins

Paul Edwards

1	1:56.058	+4.827	14:12:16.732
2	1:53.342	+2.111	14:14:10.074
3	1:53.087	+1.856	14:16:03.161
4	1:53.313	+2.082	14:17:56.474
5	1:52.995	+1.764	14:19:49.469
6	1:56.135	+4.904	14:21:45.604
7	1:55.319	+4.088	14:23:40.923
8	1:54.071	+2.840	14:25:34.994
9	1:54.776	+3.545	14:27:29.770
10	1:56.831	+5.600	14:29:26.601
11	1:54.766	+3.535	14:31:21.367
12	1:54.450	+3.219	14:33:15.817
13	1:53.226	+1.995	14:35:09.043
14	1:53.119	+1.888	14:37:02.162
15	1:53.283	+2.052	14:38:55.445
16	1:54.069	+2.838	14:40:49.514
17	1:54.268	+3.037	14:42:43.782
18	1:54.425	+3.194	14:44:38.207
19	1:54.173	+2.942	14:46:32.380
p20	2:38.655	+47.424	14:49:11.035
21	2:03.168	+11.937	14:51:14.203
22	1:52.860	+1.629	14:53:07.063
23	1:52.182	+0.951	14:54:59.245
24	1:53.763	+2.532	14:56:53.008
25	1:53.088	+1.857	14:58:46.096
26	1:53.191	+1.960	15:00:39.287
27	1:52.979	+1.748	15:02:32.266
28	1:54.189	+2.958	15:04:26.455
29	1:54.573	+3.342	15:06:21.028
30	1:53.641	+2.410	15:08:14.669
31	2:06.029	+14.798	15:10:20.698
32	2:56.375	+1:05.144	15:13:17.073
33	3:46.976	+1:55.745	15:17:04.049
34	3:38.590	+1:47.359	15:20:42.639
35	1:54.327	+3.096	15:22:36.966
36	1:55.918	+4.687	15:24:32.884
37	1:53.205	+1.974	15:26:26.089
38	1:52.663	+1.432	15:28:18.752
39	1:53.935	+2.704	15:30:12.687
40	2:04.197	+12.966	15:32:16.884
41	2:35.409	+44.178	15:34:52.293

Best Tm: 1:52.182

Kelly Collins

p42	4:15.532	+2:24.301	15:39:07.825
43	2:39.789	+48.558	15:41:47.614
44	1:56.363	+5.132	15:43:43.977
45	1:54.344	+3.113	15:45:38.321

Lap	Lap Tm	Diff	Time of Day
46	1:53.373	+2.142	15:47:31.694
47	1:53.966	+2.735	15:49:25.660
48	1:54.658	+3.427	15:51:20.318
49	1:53.913	+2.682	15:53:14.231
50	1:53.986	+2.755	15:55:08.217
51	1:55.805	+4.574	15:57:04.022
52	1:56.031	+4.800	15:59:00.053
53	1:55.845	+4.614	16:00:55.898
54	1:54.677	+3.446	16:02:50.575
55	1:53.887	+2.656	16:04:44.462
56	2:03.091	+11.860	16:06:47.553
57	2:36.212	+44.981	16:09:23.765
58	2:55.574	+1:04.343	16:12:19.339
59	2:06.459	+15.228	16:14:25.798
60	1:56.308	+5.077	16:16:22.106
61	1:53.980	+2.749	16:18:16.086
62	1:53.628	+2.397	16:20:09.714
63	1:54.180	+2.949	16:22:03.894
64	1:58.991	+7.760	16:24:02.885
65	2:29.796	+38.565	16:26:32.681
66	2:59.215	+1:07.984	16:29:31.896
67	2:52.783	+1:01.552	16:32:24.679
68	1:55.799	+4.568	16:34:20.478
69	1:53.685	+2.454	16:36:14.163
70	1:53.936	+2.705	16:38:08.099
71	1:55.402	+4.171	16:40:03.501
72	1:54.506	+3.275	16:41:58.007
73	1:53.959	+2.728	16:43:51.966
74	1:53.859	+2.628	16:45:45.825
75	1:53.702	+2.471	16:47:39.527
p76	2:53.878	+1:02.647	16:50:33.405
77	2:07.530	+16.299	16:52:40.935
78	1:54.287	+3.056	16:54:35.222
79	1:55.645	+4.414	16:56:30.867
80	1:53.998	+2.767	16:58:24.865
81	1:54.099	+2.868	17:00:18.964
82	1:53.552	+2.321	17:02:12.516
83	1:55.115	+3.884	17:04:07.631
84	1:54.118	+2.887	17:06:01.749
85	1:53.747	+2.516	17:07:55.496
86	1:55.337	+4.106	17:09:50.833
87	2:03.885	+12.654	17:11:54.718
88	1:53.691	+2.460	17:13:48.409
p89	2:31.921	+40.690	17:16:20.330
90	2:35.433	+44.202	17:18:55.763
91	1:55.340	+4.109	17:20:51.103
92	1:54.437	+3.206	17:22:45.540
93	1:52.982	+1.751	17:24:38.522
94	1:52.892	+1.661	17:26:31.414
95	1:53.005	+1.774	17:28:24.419
96	1:53.109	+1.878	17:30:17.528
97	1:53.308	+2.077	17:32:10.836
98	1:53.200	+1.969	17:34:04.036
99	1:53.621	+2.390	17:35:57.657
100	1:54.286	+3.055	17:37:51.943
101	1:55.218	+3.987	17:39:47.161
102	1:53.600	+2.369	17:41:40.761
103	1:53.989	+2.758	17:43:34.750
104	1:53.924	+2.693	17:45:28.674
105	1:53.463	+2.232	17:47:22.137
106	1:53.749	+2.518	17:49:15.886

Timing & Scoring

Race Director

Orbits 4

www.amb-it.com

www.mylaps.com

Licensed to: Grand American Road Racing



PROVISIONAL

Sahlen's Six Hours of the Glen

Rolex
Grand-Am Rolex Race
Race started at 14:09:27

Watkins Glen 3.400 Miles
6/6/2009 02:15 PM



Lap	Lap Tm	Diff	Time of Day
107	1:53.226	+1.995	17:51:09.112
108	1:53.480	+2.249	17:53:02.592
109	1:53.795	+2.564	17:54:56.387
110	1:54.047	+2.816	17:56:50.434
111	1:56.125	+4.894	17:58:46.559
112	1:54.978	+3.747	18:00:41.537
113	1:54.263	+3.032	18:02:35.800
114	1:53.543	+2.312	18:04:29.343
115	1:53.287	+2.056	18:06:22.630
116	1:53.231	+2.000	18:08:15.861
117	1:54.889	+3.658	18:10:10.750
118	1:59.574	+8.343	18:12:10.324
119	2:30.834	+39.603	18:14:41.158
Best Tm: 1:52.892			

Paul Edwards

p120	4:08.509	+2:17.278	18:18:49.667
121	2:41.211	+49.980	18:21:30.878
122	3:06.680	+1:15.449	18:24:37.558
123	3:16.688	+1:25.457	18:27:54.246
124	3:00.528	+1:09.297	18:30:54.774
125	1:56.097	+4.866	18:32:50.871
126	1:52.565	+1.334	18:34:43.436
127	1:51.955	+0.724	18:36:35.391
128	1:52.454	+1.223	18:38:27.845
129	1:52.442	+1.211	18:40:20.287
130	1:52.246	+1.015	18:42:12.533
131	1:52.282	+1.051	18:44:04.815
132	1:52.194	+0.963	18:45:57.009
133	1:52.906	+1.675	18:47:49.915
134	1:52.755	+1.524	18:49:42.670
135	1:54.212	+2.981	18:51:36.882
136	1:53.693	+2.462	18:53:30.575
137	1:54.526	+3.295	18:55:25.101
138	1:53.395	+2.164	18:57:18.496
139	1:52.310	+1.079	18:59:10.806
140	1:52.199	+0.968	19:01:03.005
141	1:52.396	+1.165	19:02:55.401
142	1:52.184	+0.953	19:04:47.585
143	1:53.518	+2.287	19:06:41.103
144	1:51.723	+0.492	19:08:32.826
145	1:53.914	+2.683	19:10:26.740
146	1:53.202	+1.971	19:12:19.942
p147	2:42.388	+51.157	19:15:02.330
148	2:04.925	+13.694	19:17:07.255
149	1:51.893	+0.662	19:18:59.148
150	1:51.231		19:20:50.379
151	1:51.399	+0.168	19:22:41.778
152	1:52.906	+1.675	19:24:34.684
153	1:52.254	+1.023	19:26:26.938
154	1:52.320	+1.089	19:28:19.258
155	1:53.626	+2.395	19:30:12.884
156	1:53.253	+2.022	19:32:06.137
157	1:53.010	+1.779	19:33:59.147
158	1:52.752	+1.521	19:35:51.899
159	1:54.262	+3.031	19:37:46.161
160	1:53.071	+1.840	19:39:39.232
161	1:53.562	+2.331	19:41:32.794
162	1:52.743	+1.512	19:43:25.537
163	1:52.763	+1.532	19:45:18.300
164	1:53.720	+2.489	19:47:12.020

Lap	Lap Tm	Diff	Time of Day
165	1:52.091	+0.860	19:49:04.111
166	1:52.202	+0.971	19:50:56.313
167	1:52.528	+1.297	19:52:48.841
168	1:52.311	+1.080	19:54:41.152
169	1:53.843	+2.612	19:56:34.995
170	1:53.019	+1.788	19:58:28.014
171	1:52.164	+0.933	20:00:20.178
172	1:51.781	+0.550	20:02:11.959
173	1:51.682	+0.451	20:04:03.641
174	1:51.823	+0.592	20:05:55.464
175	1:52.804	+1.573	20:07:48.268
176	2:02.053	+10.822	20:09:50.321
177	1:55.626	+4.395	20:11:45.947
178	2:34.922	+43.691	20:14:20.869
Best Tm: 1:51.231			

(86) Lux/ Henzler

Lap	Lap Tm	Diff	Time of Day
Wolf Henzler			
1	1:55.834	+4.937	14:12:16.340
2	1:53.269	+2.372	14:14:09.609
3	1:52.697	+1.800	14:16:02.306
4	1:52.292	+1.395	14:17:54.598
5	1:52.466	+1.569	14:19:47.064
6	1:53.284	+2.387	14:21:40.348
7	1:54.320	+3.423	14:23:34.668
8	1:53.819	+2.922	14:25:28.487
9	1:54.494	+3.597	14:27:22.981
10	1:54.437	+3.540	14:29:17.418
11	1:55.021	+4.124	14:31:12.439
12	1:53.132	+2.235	14:33:05.571
13	1:54.151	+3.254	14:34:59.722
14	1:53.543	+2.646	14:36:53.265
15	1:52.581	+1.684	14:38:45.846
16	1:54.137	+3.240	14:40:39.983
17	1:53.693	+2.796	14:42:33.676
18	1:52.773	+1.876	14:44:26.449
19	1:52.349	+1.452	14:46:18.798
20	1:53.340	+2.443	14:48:12.138
p21	2:40.593	+49.696	14:50:52.731
22	2:03.787	+12.890	14:52:56.518
23	1:53.758	+2.861	14:54:50.276
24	1:53.847	+2.950	14:56:44.123
25	1:53.281	+2.384	14:58:37.404
26	1:53.625	+2.728	15:00:31.029
27	1:54.065	+3.168	15:02:25.094
28	1:55.341	+4.444	15:04:20.435
29	1:53.297	+2.400	15:06:13.732
30	1:53.765	+2.868	15:08:07.497
31	2:02.658	+11.761	15:10:10.155
32	3:03.159	+1:12.262	15:13:13.314
33	3:47.360	+1:56.463	15:17:00.674
34	3:39.641	+1:48.744	15:20:40.315
35	1:55.085	+4.188	15:22:35.400
36	1:54.743	+3.846	15:24:30.143
37	1:53.884	+2.987	15:26:24.027
38	1:53.056	+2.159	15:28:17.083
39	1:53.110	+2.213	15:30:10.193
40	2:04.624	+13.727	15:32:14.817
41	2:35.414	+44.517	15:34:50.231
Best Tm: 1:52.292			

Lap	Lap Tm	Diff	Time of Day
Eric Lux			
p42	4:04.264	+2:13.367	15:38:54.495
43	2:51.450	+1:00.553	15:41:45.945
44	1:56.629	+5.732	15:43:42.574
45	1:53.778	+2.881	15:45:36.352
46	1:53.168	+2.271	15:47:29.520
47	1:54.240	+3.343	15:49:23.760
48	1:53.272	+2.375	15:51:17.032
49	1:53.775	+2.878	15:53:10.807
50	1:54.453	+3.556	15:55:05.260
51	1:55.259	+4.362	15:57:00.519
52	1:55.176	+4.279	15:58:55.695
53	1:57.329	+6.432	16:00:53.024
54	1:55.457	+4.560	16:02:48.481
55	1:55.026	+4.129	16:04:43.507
56	2:01.503	+10.606	16:06:45.010
57	2:36.049	+45.152	16:09:21.059
58	2:56.299	+1:05.402	16:12:17.358
59	2:07.176	+16.279	16:14:24.534
60	1:55.757	+4.860	16:16:20.291
61	1:54.096	+3.199	16:18:14.387
62	1:54.068	+3.171	16:20:08.455
63	1:54.267	+3.370	16:22:02.722
64	1:59.161	+8.264	16:24:01.883
65	2:29.340	+38.443	16:26:31.223
66	3:00.175	+1:09.278	16:29:31.398
67	2:52.902	+1:02.005	16:32:24.300
68	1:55.497	+4.600	16:34:19.797
69	1:53.336	+2.439	16:36:13.133
70	1:53.541	+2.644	16:38:06.674
71	1:53.548	+2.651	16:40:00.222
72	1:53.584	+2.687	16:41:53.806
73	1:53.135	+2.238	16:43:46.941
74	1:53.713	+2.816	16:45:40.654
75	1:55.132	+4.235	16:47:35.786
76	1:54.182	+3.285	16:49:29.968
77	1:56.876	+5.979	16:51:26.844
Best Tm: 1:53.135			

Wolf Henzler

p78	2:56.732	+1:05.835	16:54:23.576
79	2:04.189	+13.292	16:56:27.765
80	1:52.917	+2.020	16:58:20.682
81	1:52.324	+1.427	17:00:13.006
82	1:51.805	+0.908	17:02:04.811
83	1:51.915	+1.018	17:03:56.726
84	1:51.950	+1.053	17:05:48.676
85	1:52.416	+1.519	17:07:41.092
86	1:56.414	+5.517	17:09:37.506
87	2:02.948	+12.051	17:11:40.454
88	2:02.235	+11.338	17:13:42.689
89	2:03.687	+12.790	17:15:46.376
90	3:07.742	+1:16.845	17:18:54.118
91	1:55.432	+4.535	17:20:49.550
92	1:51.763	+0.866	17:22:41.313
93	1:51.985	+1.088	17:24:33.298
94	1:52.258	+1.361	17:26:25.556
95	1:52.555	+1.658	17:28:18.111
96	1:53.755	+2.858	17:30:11.866
97	1:53.873	+2.976	17:32:05.739



PROVISIONAL

Sahlen's Six Hours of the Glen

Rolex

Watkins Glen 3.400 Miles

Grand-Am Rolex Race

6/6/2009 02:15 PM

Race started at 14:09:27

Lap	Lap Tm	Diff	Time of Day
98	1:52.945	+2.048	17:33:58.684
99	1:52.055	+1.158	17:35:50.739
100	1:52.064	+1.167	17:37:42.803
101	1:52.494	+1.597	17:39:35.297
102	1:52.420	+1.523	17:41:27.717
103	1:53.041	+2.144	17:43:20.758
104	1:52.232	+1.335	17:45:12.990
105	1:52.265	+1.368	17:47:05.255
106	1:52.946	+2.049	17:48:58.201
107	1:53.063	+2.166	17:50:51.264
108	1:53.741	+2.844	17:52:45.005
Best Tm: 1:51.763			
Eric Lux			
p109	2:47.921	+57.024	17:55:32.926
110	2:06.413	+15.516	17:57:39.339
111	1:53.931	+3.034	17:59:33.270
112	1:53.440	+2.543	18:01:26.710
113	1:52.881	+1.984	18:03:19.591
114	1:54.271	+3.374	18:05:13.862
115	1:53.307	+2.410	18:07:07.169
116	1:57.421	+6.524	18:09:04.590
117	1:56.510	+5.613	18:11:01.100
118	3:25.076	+1:34.179	18:14:26.176
119	3:21.702	+1:30.805	18:17:47.878
120	2:09.706	+18.809	18:19:57.584
121	2:00.965	+10.068	18:21:58.549
p122	3:06.858	+1:15.961	18:25:05.407
123	2:54.374	+1:03.477	18:27:59.781
124	2:58.122	+1:07.225	18:30:57.903
125	1:55.298	+4.401	18:32:53.201
126	1:53.997	+3.100	18:34:47.198
127	1:53.033	+2.136	18:36:40.231
128	1:53.248	+2.351	18:38:33.479
129	1:53.037	+2.140	18:40:26.516
130	1:52.639	+1.742	18:42:19.155
131	1:53.136	+2.239	18:44:12.291
132	1:52.509	+1.612	18:46:04.800
133	1:52.576	+1.679	18:47:57.376
134	1:55.246	+4.349	18:49:52.622
135	1:53.905	+3.008	18:51:46.527
136	1:54.325	+3.428	18:53:40.852
137	1:53.646	+2.749	18:55:34.498
138	1:53.750	+2.853	18:57:28.248
139	1:53.734	+2.837	18:59:21.982
140	1:53.569	+2.672	19:01:15.551
141	1:54.511	+3.614	19:03:10.062
142	1:54.082	+3.185	19:05:04.144
143	1:54.342	+3.445	19:06:58.486
144	1:54.793	+3.896	19:08:53.279
Best Tm: 1:52.509			
Wolf Henzler			
p145	2:42.551	+51.654	19:11:35.830
146	2:06.229	+15.332	19:13:42.059
147	1:52.079	+1.182	19:15:34.138
148	1:51.554	+0.657	19:17:25.692
149	1:51.519	+0.622	19:19:17.211
150	1:51.568	+0.671	19:21:08.779
151	1:52.602	+1.705	19:23:01.381
152	1:51.953	+1.056	19:24:53.334

Lap	Lap Tm	Diff	Time of Day
153	1:52.398	+1.501	19:26:45.732
154	1:52.348	+1.451	19:28:38.080
155	1:52.163	+1.266	19:30:30.243
156	1:53.180	+2.283	19:32:23.423
157	1:52.087	+1.190	19:34:15.510
158	1:51.938	+1.041	19:36:07.448
159	1:53.660	+2.763	19:38:01.108
160	1:53.831	+2.934	19:39:54.939
161	1:52.042	+1.145	19:41:46.981
162	1:52.587	+1.690	19:43:39.568
163	1:51.840	+0.943	19:45:31.408
164	1:52.359	+1.462	19:47:23.767
165	1:52.171	+1.274	19:49:15.938
166	1:52.288	+1.391	19:51:08.226
167	1:51.759	+0.862	19:52:59.885
168	1:52.481	+1.584	19:54:52.466
169	1:51.934	+1.037	19:56:44.400
170	1:51.366	+0.469	19:58:35.766
171	1:50.897		20:00:26.663
172	1:51.373	+0.476	20:02:18.036
173	1:51.107	+0.210	20:04:09.143
174	1:51.744	+0.847	20:06:00.887
175	1:51.919	+1.022	20:07:52.806
176	1:58.739	+7.842	20:09:51.545
177	1:55.964	+5.067	20:11:47.509
178	2:34.401	+43.504	20:14:21.910
Best Tm: 1:50.897			
(70) Haskell/ Tremblay/ Ham			
David Haskell			
1	1:57.635	+5.633	14:12:18.570
Best Tm: 1:57.635			
Sylvain Tremblay			
2	1:54.196	+2.194	14:14:12.766
3	1:53.881	+1.879	14:16:06.647
4	1:54.586	+2.584	14:18:01.233
5	1:54.845	+2.843	14:19:56.078
6	1:55.892	+3.890	14:21:51.970
7	1:54.736	+2.734	14:23:46.706
8	1:54.509	+2.507	14:25:41.215
9	1:54.225	+2.223	14:27:35.440
10	1:53.851	+1.849	14:29:29.291
11	1:53.963	+1.961	14:31:23.254
12	1:54.310	+2.308	14:33:17.564
13	1:53.045	+1.043	14:35:10.609
14	1:53.169	+1.167	14:37:03.778
15	1:53.292	+1.290	14:38:57.070
16	1:54.888	+2.886	14:40:51.958
17	1:53.451	+1.449	14:42:45.409
18	1:53.924	+1.922	14:44:39.333
19	1:55.304	+3.302	14:46:34.637
20	1:53.186	+1.184	14:48:27.823
p21	2:50.790	+58.788	14:51:18.613
22	2:06.310	+14.308	14:53:24.923
23	1:53.782	+1.780	14:55:18.705
24	1:53.578	+1.576	14:57:12.283
25	1:53.057	+1.055	14:59:05.340
26	1:53.294	+1.292	15:00:58.634
27	1:54.181	+2.179	15:02:52.815

Lap	Lap Tm	Diff	Time of Day
28	1:53.916	+1.914	15:04:46.731
29	1:53.335	+1.333	15:06:40.066
30	1:54.273	+2.271	15:08:34.339
31	2:04.603	+12.601	15:10:38.942
32	2:42.968	+50.966	15:13:21.910
p33	4:31.029	+2:39.027	15:17:52.939
Best Tm: 1:53.045			
Nick Ham			
34	3:02.277	+1:10.275	15:20:55.216
35	2:00.662	+8.660	15:22:55.878
36	1:56.397	+4.395	15:24:52.275
37	1:54.446	+2.444	15:26:46.721
38	1:54.102	+2.100	15:28:40.823
39	1:54.215	+2.213	15:30:35.038
40	2:10.680	+18.678	15:32:45.718
41	2:13.303	+21.301	15:34:59.021
p42	3:48.813	+1:56.811	15:38:47.834
43	2:57.335	+1:05.333	15:41:45.169
44	1:58.156	+6.154	15:43:43.325
45	1:54.408	+2.406	15:45:37.733
46	1:53.340	+1.338	15:47:31.073
47	1:53.621	+1.619	15:49:24.694
48	1:53.222	+1.220	15:51:17.916
49	1:53.176	+1.174	15:53:11.092
50	1:54.323	+2.321	15:55:05.415
51	1:53.131	+1.129	15:56:58.546
52	1:53.234	+1.232	15:58:51.780
53	1:53.082	+1.080	16:00:44.862
54	1:54.356	+2.354	16:02:39.218
55	1:53.990	+1.988	16:04:33.208
56	1:56.826	+4.824	16:06:30.034
57	2:41.240	+49.238	16:09:11.274
58	3:01.188	+1:09.186	16:12:12.462
p59	2:41.445	+49.443	16:14:53.907
60	2:02.986	+10.984	16:16:56.893
61	1:53.273	+1.271	16:18:50.166
62	1:53.293	+1.291	16:20:43.459
63	1:54.285	+2.283	16:22:37.744
64	1:59.063	+7.061	16:24:36.807
65	1:59.646	+7.644	16:26:36.453
p66	3:34.608	+1:42.606	16:30:11.061
67	2:17.444	+25.442	16:32:28.505
68	1:55.628	+3.626	16:34:24.133
69	1:53.125	+1.123	16:36:17.258
70	1:52.176	+0.174	16:38:09.434
71	1:52.828	+0.826	16:40:02.262
72	1:52.666	+0.664	16:41:54.928
73	1:52.603	+0.601	16:43:47.531
74	1:53.295	+1.293	16:45:40.826
75	1:52.272	+0.270	16:47:33.098
76	1:52.384	+0.382	16:49:25.482
77	1:53.115	+1.113	16:51:18.597
78	1:52.986	+0.984	16:53:11.583
79	1:52.792	+0.790	16:55:04.375
80	1:53.724	+1.722	16:56:58.099
81	1:54.278	+2.276	16:58:52.377
82	1:53.883	+1.881	17:00:46.260
83	1:53.031	+1.029	17:02:39.291
84	1:52.883	+0.881	17:04:32.174
85	1:53.221	+1.219	17:06:25.395

Timing & Scoring

Orbits 4

Race Director

www.amb-it.com

www.mylaps.com

Licensed to: Grand American Road Racing



PROVISIONAL

Sahlen's Six Hours of the Glen

Rolex
Grand-Am Rolex Race
Race started at 14:09:27

Watkins Glen 3.400 Miles

6/6/2009 02:15 PM

Lap	Lap Tm	Diff	Time of Day
86	1:52.372	+0.370	17:08:17.767
87	1:54.879	+2.877	17:10:12.646
88	2:12.013	+20.011	17:12:24.659
89	2:57.335	+1:05.333	17:15:21.994
Best Tm: 1:52.176			
Sylvain Tremblay			
p90	2:51.163	+59.161	17:18:13.157
91	2:05.881	+13.879	17:20:19.038
92	1:54.190	+2.188	17:22:13.228
93	1:53.617	+1.615	17:24:06.845
94	1:55.543	+3.541	17:26:02.388
95	1:53.289	+1.287	17:27:55.677
96	1:53.822	+1.820	17:29:49.499
97	1:53.226	+1.224	17:31:42.725
98	1:53.252	+1.250	17:33:35.977
99	1:55.403	+3.401	17:35:31.380
100	1:52.751	+0.749	17:37:24.131
101	1:52.357	+0.355	17:39:16.488
102	1:52.481	+0.479	17:41:08.969
103	1:52.795	+0.793	17:43:01.764
104	1:52.942	+0.940	17:44:54.706
105	1:53.727	+1.725	17:46:48.433
106	1:53.901	+1.899	17:48:42.334
107	1:53.325	+1.323	17:50:35.659
108	1:53.642	+1.640	17:52:29.301
109	1:53.861	+1.859	17:54:23.162
110	1:53.294	+1.292	17:56:16.456
111	1:52.940	+0.938	17:58:09.396
112	1:53.346	+1.344	18:00:02.742
113	1:52.398	+0.396	18:01:55.140
114	1:52.630	+0.628	18:03:47.770
115	1:53.170	+1.168	18:05:40.940
116	1:53.434	+1.432	18:07:34.374
Best Tm: 1:52.357			
Nick Ham			
p117	3:02.794	+1:10.792	18:10:37.168
118	2:23.044	+31.042	18:13:00.212
119	2:00.062	+8.060	18:15:00.274
120	2:56.619	+1:04.617	18:17:56.893
121	3:16.502	+1:24.500	18:21:13.395
122	3:08.765	+1:16.763	18:24:22.160
123	3:16.992	+1:24.990	18:27:39.152
124	3:09.459	+1:17.457	18:30:48.611
p125	2:12.002	+20.000	18:33:00.613
126	2:03.923	+11.921	18:35:04.536
127	1:53.327	+1.325	18:36:57.863
128	1:53.359	+1.357	18:38:51.222
129	1:52.611	+0.609	18:40:43.833
130	1:53.012	+1.010	18:42:36.845
131	1:52.349	+0.347	18:44:29.194
132	1:52.797	+0.795	18:46:21.991
133	1:53.221	+1.219	18:48:15.212
134	1:54.557	+2.555	18:50:09.769
135	1:53.502	+1.500	18:52:03.271
136	1:52.574	+0.572	18:53:55.845
137	1:53.234	+1.232	18:55:49.079
138	1:53.890	+1.888	18:57:42.969
139	1:52.846	+0.844	18:59:35.815
140	1:52.002		19:01:27.817

Lap	Lap Tm	Diff	Time of Day
141	1:53.933	+1.931	19:03:21.750
142	1:52.547	+0.545	19:05:14.297
143	1:53.516	+1.514	19:07:07.813
144	1:52.009	+0.007	19:08:59.822
145	1:52.277	+0.275	19:10:52.099
146	1:52.204	+0.202	19:12:44.303
147	1:52.941	+0.939	19:14:37.244
148	1:52.667	+0.665	19:16:29.911
p149	3:00.761	+1:08.759	19:19:30.672
150	2:05.365	+13.363	19:21:36.037
151	1:52.707	+0.705	19:23:28.744
152	1:52.815	+0.813	19:25:21.559
153	1:52.982	+0.980	19:27:14.541
154	1:52.377	+0.375	19:29:06.918
155	1:53.473	+1.471	19:31:00.391
156	1:52.573	+0.571	19:32:52.964
157	1:52.470	+0.468	19:34:45.434
158	1:52.480	+0.478	19:36:37.914
159	1:52.797	+0.795	19:38:30.711
160	1:52.890	+0.888	19:40:23.601
161	1:53.822	+1.820	19:42:17.423
162	1:52.260	+0.258	19:44:09.683
163	1:52.367	+0.365	19:46:02.050
164	1:52.410	+0.408	19:47:54.460
165	1:52.182	+0.180	19:49:46.642
166	1:52.098	+0.096	19:51:38.740
167	1:52.965	+0.963	19:53:31.705
168	1:52.191	+0.189	19:55:23.896
169	1:52.774	+0.772	19:57:16.670
170	1:52.395	+0.393	19:59:09.065
171	1:52.702	+0.700	20:01:01.767
172	1:52.779	+0.777	20:02:54.546
173	1:52.489	+0.487	20:04:47.035
174	1:52.437	+0.435	20:06:39.472
175	1:52.009	+0.007	20:08:31.481
176	1:57.438	+5.436	20:10:28.919
177	2:04.130	+12.128	20:12:33.049
178	2:27.747	+35.745	20:15:00.796
Best Tm: 1:52.002			
(66) Potter/ Pumpelly/ Stanton			
John Potter			
1	2:04.782	+12.134	14:12:26.755
2	1:58.487	+5.839	14:14:25.242
3	1:57.026	+4.378	14:16:22.268
4	1:58.373	+5.725	14:18:20.641
5	1:57.095	+4.447	14:20:17.736
6	1:56.932	+4.284	14:22:14.668
7	1:57.801	+5.153	14:24:12.469
8	1:56.877	+4.229	14:26:09.346
9	1:57.037	+4.389	14:28:06.383
10	1:57.275	+4.627	14:30:03.658
11	1:57.738	+5.090	14:32:01.396
12	1:58.108	+5.460	14:33:59.504
13	1:57.958	+5.310	14:35:57.462
14	1:57.780	+5.132	14:37:55.242
15	1:59.141	+6.493	14:39:54.383
16	1:57.709	+5.061	14:41:52.092
17	1:58.597	+5.949	14:43:50.689
18	1:57.253	+4.605	14:45:47.942

Lap	Lap Tm	Diff	Time of Day
19	1:58.818	+6.170	14:47:46.760
20	1:57.599	+4.951	14:49:44.359
p21	2:11.316	+18.668	14:51:55.675
Best Tm: 1:56.877			
Spencer Pumpelly			
22	2:43.135	+50.487	14:54:38.810
23	1:53.272	+0.624	14:56:32.082
24	1:53.352	+0.704	14:58:25.434
25	1:54.199	+1.551	15:00:19.633
26	1:56.048	+3.400	15:02:15.681
27	1:53.997	+1.349	15:04:09.678
28	1:54.742	+2.094	15:06:04.420
29	1:54.379	+1.731	15:07:58.799
30	1:55.688	+3.040	15:09:54.487
31	2:05.256	+12.608	15:11:59.743
32	2:00.602	+7.954	15:14:00.345
p33	3:24.114	+1:31.466	15:17:24.459
34	3:31.150	+1:38.502	15:20:55.609
35	1:59.775	+7.127	15:22:55.384
36	1:55.490	+2.842	15:24:50.874
37	1:53.489	+0.841	15:26:44.363
38	1:54.053	+1.405	15:28:38.416
39	1:54.486	+1.838	15:30:32.902
40	2:09.809	+17.161	15:32:42.711
41	2:13.985	+21.337	15:34:56.696
42	3:20.839	+1:28.191	15:38:17.535
43	3:21.908	+1:29.260	15:41:39.443
44	1:57.724	+5.076	15:43:37.167
45	1:54.029	+1.381	15:45:31.196
46	1:52.998	+0.350	15:47:24.194
47	1:53.041	+0.393	15:49:17.235
48	1:53.208	+0.560	15:51:10.443
49	1:53.054	+0.406	15:53:03.497
50	1:54.128	+1.480	15:54:57.625
51	1:53.305	+0.657	15:56:50.930
52	1:53.210	+0.562	15:58:44.140
53	1:53.732	+1.084	16:00:37.872
54	1:55.070	+2.422	16:02:32.942
55	1:53.521	+0.873	16:04:26.463
56	1:56.637	+3.989	16:06:23.100
57	2:46.139	+53.491	16:09:09.239
58	3:02.536	+1:09.888	16:12:11.775
59	1:59.803	+7.155	16:14:11.578
60	1:54.250	+1.602	16:16:05.828
61	1:54.212	+1.564	16:18:00.040
62	1:53.355	+0.707	16:19:53.395
63	1:53.162	+0.514	16:21:46.557
64	1:55.332	+2.684	16:23:41.889
65	2:47.336	+54.688	16:26:29.225
p66	3:03.723	+1:11.075	16:29:32.948
Best Tm: 1:52.998			
Craig Stanton			
67	3:05.990	+1:13.342	16:32:38.938
68	1:54.104	+1.456	16:34:33.042
69	1:54.909	+2.261	16:36:27.951
70	1:54.392	+1.744	16:38:22.343
71	1:53.767	+1.119	16:40:16.110
72	1:53.462	+0.814	16:42:09.572
73	1:53.803	+1.155	16:44:03.375

Timing & Scoring

Race Director

Orbits 4

www.amb-it.com

www.mylaps.com


Licensed to: Grand American Road Racing



PROVISIONAL

Sahlen's Six Hours of the Glen

Rolex Watkins Glen 3.400 Miles
 Grand-Am Rolex Race 6/6/2009 02:15 PM
 Race started at 14:09:27



Lap	Lap Tm	Diff	Time of Day
74	1:53.894	+1.246	16:45:57.269
75	1:55.935	+3.287	16:47:53.204
76	1:54.562	+1.914	16:49:47.766
77	1:53.794	+1.146	16:51:41.560
78	1:55.451	+2.803	16:53:37.011
79	1:54.168	+1.520	16:55:31.179
80	1:53.870	+1.222	16:57:25.049
81	1:53.751	+1.103	16:59:18.800
82	1:54.206	+1.558	17:01:13.006
83	1:53.644	+0.996	17:03:06.650
84	1:53.939	+1.291	17:05:00.589
85	1:54.789	+2.141	17:06:55.378
86	1:56.489	+3.841	17:08:51.867
87	2:40.315	+47.667	17:11:32.182
88	1:59.937	+7.289	17:13:32.119
p89	2:17.442	+24.794	17:15:49.561
90	3:07.694	+1:15.046	17:18:57.255
91	1:56.201	+3.553	17:20:53.456
92	1:56.768	+4.120	17:22:50.224
93	1:54.205	+1.557	17:24:44.429
94	1:54.311	+1.663	17:26:38.740
95	1:54.129	+1.481	17:28:32.869
96	1:53.923	+1.275	17:30:26.792
97	1:54.685	+2.037	17:32:21.477
98	1:53.979	+1.331	17:34:15.456
99	1:54.624	+1.976	17:36:10.080
100	1:53.720	+1.072	17:38:03.800
101	1:55.116	+2.468	17:39:58.916
102	1:55.094	+2.446	17:41:54.010
103	1:53.427	+0.779	17:43:47.437
104	1:52.849	+0.201	17:45:40.286
105	1:54.194	+1.546	17:47:34.480
106	1:53.313	+0.665	17:49:27.793
107	1:55.016	+2.368	17:51:22.809
108	1:53.673	+1.025	17:53:16.482
109	1:54.600	+1.952	17:55:11.082
110	1:54.854	+2.206	17:57:05.936
111	1:53.630	+0.982	17:58:59.566
112	1:53.979	+1.331	18:00:53.545
113	1:53.488	+0.840	18:02:47.033
114	1:53.605	+0.957	18:04:40.638
115	1:53.728	+1.080	18:06:34.366
116	1:53.562	+0.914	18:08:27.928
117	1:54.258	+1.610	18:10:22.186
118	1:54.996	+2.348	18:12:17.182
119	2:26.465	+33.817	18:14:43.647
p120	3:19.782	+1:27.134	18:18:03.429

Best Tm: 1:52.849

Spencer Pumpelly

121	3:28.587	+1:35.939	18:21:32.016
122	3:06.434	+1:13.786	18:24:38.450
123	3:16.457	+1:23.809	18:27:54.907
124	3:00.358	+1:07.710	18:30:55.265
125	1:56.082	+3.434	18:32:51.347
126	1:54.134	+1.486	18:34:45.481
127	1:53.191	+0.543	18:36:38.672
128	1:53.323	+0.675	18:38:31.995
129	1:53.238	+0.590	18:40:25.233
130	1:53.020	+0.372	18:42:18.253
131	1:52.887	+0.239	18:44:11.140

Lap	Lap Tm	Diff	Time of Day
132	1:53.047	+0.399	18:46:04.187
133	1:52.993	+0.345	18:47:57.180
134	1:55.614	+2.966	18:49:52.794
135	1:55.177	+2.529	18:51:47.971
136	1:55.347	+2.699	18:53:43.318
137	1:54.610	+1.962	18:55:37.928
138	1:53.725	+1.077	18:57:31.653
139	1:53.000	+0.354	18:59:24.655
140	1:53.214	+0.566	19:01:17.869
141	1:53.215	+0.567	19:03:11.084
142	1:53.460	+0.812	19:05:04.544
143	1:54.489	+1.841	19:06:59.033
144	1:55.044	+2.396	19:08:54.077
145	1:54.419	+1.771	19:10:48.496
146	1:54.649	+2.001	19:12:43.145
147	1:54.020	+1.372	19:14:37.165
148	1:54.173	+1.525	19:16:31.338
149	1:54.514	+1.866	19:18:25.852
150	1:54.182	+1.534	19:20:20.034
p151	2:03.780	+1:11.132	19:22:23.814
152	2:55.709	+1:03.061	19:25:19.523
153	1:53.077	+0.429	19:27:12.600
154	1:53.504	+0.856	19:29:06.104
155	1:54.840	+2.192	19:31:00.944
156	1:53.016	+0.368	19:32:53.960
157	1:53.056	+0.408	19:34:47.016
158	1:52.648		19:36:39.664
159	1:53.569	+0.921	19:38:33.233
160	1:55.443	+2.795	19:40:28.676
161	1:53.049	+0.401	19:42:21.725
162	1:53.689	+1.041	19:44:15.414
163	1:53.625	+0.977	19:46:09.039
164	1:53.217	+0.569	19:48:02.256
165	1:53.569	+0.921	19:49:55.825
166	1:53.034	+0.386	19:51:48.859
167	1:53.172	+0.524	19:53:42.031
168	1:54.093	+1.445	19:55:36.124
169	1:53.018	+0.370	19:57:29.142
170	1:52.924	+0.276	19:59:22.066
171	1:52.865	+0.217	20:01:14.931
172	1:52.796	+0.148	20:03:07.727
173	1:54.086	+1.438	20:05:01.813
174	1:54.616	+1.968	20:06:56.429
175	1:57.087	+4.439	20:08:53.516
176	2:02.394	+9.746	20:10:55.910
177	1:59.085	+6.437	20:12:54.995
178	2:06.272	+13.624	20:15:01.267

Best Tm: 1:52.648

(69) Assentato/ Segal/ Longhi

Jeff Segal

1	1:56.403	+5.010	14:12:17.215
2	1:53.176	+1.783	14:14:10.391
3	1:53.397	+2.004	14:16:03.788
4	1:53.018	+1.625	14:17:56.806
5	1:53.201	+1.808	14:19:50.007
6	1:54.310	+2.917	14:21:44.317
7	1:55.196	+3.803	14:23:39.513
8	1:54.181	+2.788	14:25:33.694
9	1:54.958	+3.565	14:27:28.652

Lap	Lap Tm	Diff	Time of Day
10	1:54.100	+2.707	14:29:22.752
11	1:54.023	+2.630	14:31:16.775
12	1:52.865	+1.472	14:33:09.640
13	1:53.606	+2.213	14:35:03.246
14	1:52.782	+1.389	14:36:56.028
15	1:53.392	+1.999	14:38:49.420
16	1:53.712	+2.319	14:40:43.132
17	1:55.306	+3.913	14:42:38.438
18	1:52.914	+1.521	14:44:31.352
19	1:53.540	+2.147	14:46:24.892
Best Tm: 1:52.782			
Emil Assentato			
p20	2:55.891	+1:04.498	14:49:20.783
21	2:14.340	+22.947	14:51:35.123
22	1:56.589	+5.196	14:53:31.712
23	1:54.910	+3.517	14:55:26.622
24	1:55.960	+4.567	14:57:22.582
25	1:55.941	+4.548	14:59:18.523
26	1:54.849	+3.456	15:01:13.372
27	1:54.756	+3.363	15:03:08.128
28	1:55.023	+3.630	15:05:03.151
29	1:54.457	+3.064	15:06:57.608
30	1:55.218	+3.825	15:08:52.826
31	2:10.665	+19.272	15:11:03.491
32	2:25.887	+34.494	15:13:29.378
p33	4:17.399	+2:26.006	15:17:46.777
34	3:08.317	+1:16.924	15:20:55.094
35	2:02.101	+10.708	15:22:57.195
36	1:55.920	+4.527	15:24:53.115
37	1:54.929	+3.536	15:26:48.044
38	1:54.561	+3.168	15:28:42.605
39	1:54.572	+3.179	15:30:37.177
40	2:10.709	+19.316	15:32:47.886
41	2:14.837	+23.444	15:35:02.723
Best Tm: 1:54.457			
Nick Longhi			
p42	4:12.229	+2:20.836	15:39:14.952
43	2:33.496	+42.103	15:41:48.448
44	1:57.670	+6.277	15:43:46.118
45	1:54.003	+2.610	15:45:40.121
46	1:53.065	+1.672	15:47:33.186
47	1:52.882	+1.489	15:49:26.068
48	1:53.461	+2.068	15:51:19.529
49	1:53.138	+1.745	15:53:12.667
50	1:53.508	+2.115	15:55:06.175
51	1:53.512	+2.119	15:56:59.687
52	1:53.484	+2.091	15:58:53.171
53	1:57.008	+5.615	16:00:50.179
54	1:54.353	+2.960	16:02:44.532
55	1:57.419	+6.026	16:04:41.951
56	1:59.162	+7.769	16:06:41.113
57	2:38.433	+47.040	16:09:19.546
58	2:55.648	+1:04.255	16:12:15.194
59	2:04.442	+13.049	16:14:19.636
60	1:54.350	+2.957	16:16:13.986
61	1:53.330	+1.937	16:18:07.316
62	1:53.301	+1.908	16:20:00.617
63	1:59.046	+7.653	16:21:59.663
64	2:01.068	+9.675	16:24:00.731

Timing & Scoring

Race Director

Orbits 4

www.amb-it.com

www.mylaps.com

Licensed to: Grand American Road Racing



PROVISIONAL

Sahlen's Six Hours of the Glen

Rolex Watkins Glen 3.400 Miles

Grand-Am Rolex Race 6/6/2009 02:15 PM

Race started at 14:09:27

Lap	Lap Tm	Diff	Time of Day
65	2:29.973	+38.580	16:26:30.704
Best Tm: 1:52.882			
Jeff Segal			
p66	3:50.988	+1:59.595	16:30:21.692
67	2:12.211	+20.818	16:32:33.903
68	1:54.145	+2.752	16:34:28.048
69	1:53.553	+2.160	16:36:21.601
70	1:54.634	+3.241	16:38:16.235
71	1:54.089	+2.696	16:40:10.324
72	1:52.632	+1.239	16:42:02.956
73	1:53.648	+2.255	16:43:56.604
74	1:54.153	+2.760	16:45:50.757
75	1:53.132	+1.739	16:47:43.889
76	1:53.755	+2.362	16:49:37.644
77	1:54.098	+2.705	16:51:31.742
78	1:53.477	+2.084	16:53:25.219
79	1:54.171	+2.778	16:55:19.390
80	1:53.262	+1.869	16:57:12.652
81	1:52.995	+1.602	16:59:05.647
82	1:53.584	+2.191	17:00:59.231
83	1:53.559	+2.166	17:02:52.790
84	1:54.153	+2.760	17:04:46.943
85	1:53.533	+2.140	17:06:40.476
86	1:54.093	+2.700	17:08:34.569
87	2:00.082	+8.689	17:10:34.651
88	1:55.179	+3.786	17:12:29.830
89	2:53.573	+1:02.180	17:15:23.403
90	2:02.961	+11.568	17:17:26.364
Best Tm: 1:52.632			
Nick Longhi			
p91	2:57.655	+1:06.262	17:20:24.019
92	2:10.783	+19.390	17:22:34.802
93	1:55.392	+3.999	17:24:30.194
94	1:54.340	+2.947	17:26:24.534
95	1:53.319	+1.926	17:28:17.853
96	1:53.742	+2.349	17:30:11.595
97	1:54.010	+2.617	17:32:05.605
98	1:54.662	+3.269	17:34:00.267
99	1:53.499	+2.106	17:35:53.766
100	1:54.543	+3.150	17:37:48.309
101	1:53.882	+2.489	17:39:42.191
102	1:54.450	+3.057	17:41:36.641
103	1:53.850	+2.457	17:43:30.491
104	1:53.985	+2.592	17:45:24.476
105	1:53.384	+1.991	17:47:17.860
106	1:53.736	+2.343	17:49:11.596
107	1:53.344	+1.951	17:51:04.940
108	1:53.083	+1.690	17:52:58.023
109	1:52.645	+1.252	17:54:50.668
110	1:53.519	+2.126	17:56:44.187
111	1:56.241	+4.848	17:58:40.428
112	1:56.118	+4.725	18:00:36.546
113	1:53.677	+2.284	18:02:30.223
114	1:53.641	+2.248	18:04:23.864
115	1:52.991	+1.598	18:06:16.855
116	1:53.598	+2.205	18:08:10.453
117	1:56.417	+5.024	18:10:06.870
118	1:56.029	+4.636	18:12:02.899
119	2:36.367	+44.974	18:14:39.266

Lap	Lap Tm	Diff	Time of Day
Best Tm: 1:52.645			
Emil Assentato			
p120	4:20.388	+2:28.995	18:18:59.654
121	2:33.496	+42.103	18:21:33.150
122	3:06.092	+1:14.699	18:24:39.242
123	3:16.414	+1:25.021	18:27:55.656
124	3:00.136	+1:08.743	18:30:55.792
125	1:57.121	+5.728	18:32:52.913
126	1:54.663	+3.270	18:34:47.576
127	1:55.748	+4.355	18:36:43.324
128	1:54.020	+2.627	18:38:37.344
129	1:53.786	+2.393	18:40:31.130
130	1:54.168	+2.775	18:42:25.298
131	1:53.893	+2.500	18:44:19.191
132	1:53.791	+2.398	18:46:12.982
133	1:55.340	+3.947	18:48:08.322
134	1:56.558	+5.165	18:50:04.880
135	1:56.353	+4.960	18:52:01.233
136	1:53.650	+2.257	18:53:54.883
137	1:53.837	+2.444	18:55:48.720
138	1:54.845	+3.452	18:57:43.565
139	1:54.228	+2.835	18:59:37.793
140	1:53.369	+1.976	19:01:31.162
141	1:54.988	+3.595	19:03:26.150
142	1:55.367	+3.974	19:05:21.517
143	1:53.952	+2.559	19:07:15.469
144	1:54.366	+2.973	19:09:09.835
145	1:53.887	+2.494	19:11:03.722
146	1:53.965	+2.572	19:12:57.687
147	1:54.893	+3.500	19:14:52.580
148	1:53.688	+2.295	19:16:46.268
149	1:54.576	+3.183	19:18:40.844
Best Tm: 1:53.369			
Jeff Segal			
p150	3:02.377	+1:10.984	19:21:43.221
151	2:09.388	+17.995	19:23:52.609
152	1:52.999	+1.606	19:25:45.608
153	1:52.284	+0.891	19:27:37.892
154	1:53.740	+2.347	19:29:31.632
155	1:52.889	+1.496	19:31:24.521
156	1:52.892	+1.499	19:33:17.413
157	1:52.412	+1.019	19:35:09.825
158	1:53.195	+1.802	19:37:03.020
159	1:54.062	+2.669	19:38:57.082
160	1:53.070	+1.677	19:40:50.152
161	1:53.109	+1.716	19:42:43.261
162	1:52.345	+0.952	19:44:35.606
163	1:52.146	+0.753	19:46:27.752
164	1:51.715	+0.322	19:48:19.467
165	1:52.259	+0.866	19:50:11.726
166	1:52.009	+0.616	19:52:03.735
167	1:52.258	+0.865	19:53:55.993
168	1:52.030	+0.637	19:55:48.023
169	1:53.349	+1.956	19:57:41.372
170	1:53.299	+1.906	19:59:34.671
171	1:51.393		20:01:26.064
172	1:51.638	+0.245	20:03:17.702
173	1:53.445	+2.052	20:05:11.147
174	1:52.294	+0.901	20:07:03.441

Lap	Lap Tm	Diff	Time of Day
175	1:59.628	+8.235	20:09:03.069
176	2:07.084	+15.691	20:11:10.153
177	2:00.357	+8.964	20:13:10.510
178	2:01.179	+9.786	20:15:11.689
Best Tm: 1:51.393			
(2) Wallace / Finlay			
Rob Finlay			
1	1:51.890	+5.395	14:11:23.318
2	1:48.317	+1.822	14:13:11.635
3	1:48.527	+2.032	14:15:00.162
4	1:48.174	+1.679	14:16:48.336
5	1:50.123	+3.628	14:18:38.459
6	1:48.223	+1.728	14:20:26.682
7	1:49.003	+2.508	14:22:15.685
8	1:50.431	+3.936	14:24:06.116
9	1:48.200	+1.705	14:25:54.316
10	1:49.118	+2.623	14:27:43.434
11	1:48.945	+2.450	14:29:32.379
12	1:49.510	+3.015	14:31:21.889
13	1:49.628	+3.133	14:33:11.517
14	1:48.645	+2.150	14:35:00.162
15	1:48.905	+2.410	14:36:49.067
16	1:48.975	+2.480	14:38:38.042
17	1:48.461	+1.966	14:40:26.503
18	1:47.285	+0.790	14:42:13.788
19	1:47.725	+1.230	14:44:01.513
20	1:51.569	+5.074	14:45:53.082
21	1:50.632	+4.137	14:47:43.714
22	1:52.672	+6.177	14:49:36.386
p23	2:03.651	+17.156	14:51:40.037
24	2:52.954	+1:06.459	14:54:32.991
p25	2:14.535	+28.040	14:56:47.526
26	2:38.808	+52.313	14:59:26.334
27	1:50.758	+4.263	15:01:17.092
28	1:48.734	+2.239	15:03:05.826
29	1:47.924	+1.429	15:04:53.750
30	1:50.106	+3.611	15:06:43.856
31	1:50.517	+4.022	15:08:34.373
32	2:00.821	+14.326	15:10:35.194
33	2:44.709	+58.214	15:13:19.903
34	3:48.256	+2:01.761	15:17:08.159
35	3:36.190	+1:49.695	15:20:44.349
36	1:56.796	+10.301	15:22:41.145
37	1:55.037	+8.542	15:24:36.182
38	1:52.171	+5.676	15:26:28.353
39	1:50.274	+3.779	15:28:18.627
40	1:50.358	+3.863	15:30:08.985
41	2:01.488	+14.993	15:32:10.473
42	2:39.051	+52.556	15:34:49.524
43	3:24.095	+1:37.600	15:38:13.619
44	3:22.867	+1:36.372	15:41:36.486
45	1:53.152	+6.657	15:43:29.638
46	1:54.652	+8.157	15:45:24.290
47	1:53.263	+6.768	15:47:17.553
48	1:49.510	+3.015	15:49:07.063
49	1:48.920	+2.425	15:50:55.983
50	1:48.495	+2.000	15:52:44.478
51	1:49.626	+3.131	15:54:34.104
52	1:50.369	+3.874	15:56:24.473

Timing & Scoring

Race Director

Orbits 4

www.amb-it.com

www.mylaps.com

Licensed to: Grand American Road Racing



PROVISIONAL

Sahlen's Six Hours of the Glen

Rolex
 Grand-Am Rolex Race
 Race started at 14:09:27

Watkins Glen 3.400 Miles
 6/6/2009 02:15 PM



Lap	Lap Tm	Diff	Time of Day
53	1:52.874	+6.379	15:58:17.347
54	1:49.689	+3.194	16:00:07.036
55	1:49.578	+3.083	16:01:56.614
56	1:54.321	+7.826	16:03:50.935
57	2:02.678	+16.183	16:05:53.613
58	2:08.493	+21.998	16:08:02.106
p59	2:03.055	+16.560	16:10:05.161
Best Tm: 1:47.285			
60	3:03.467	+1:16.972	16:13:08.628
Andy Wallace			
61	2:41.870	+55.375	16:15:50.498
62	1:52.998	+6.503	16:17:43.496
63	1:54.453	+7.958	16:19:37.949
64	1:54.355	+7.860	16:21:32.304
65	1:58.204	+11.709	16:23:30.508
66	2:57.136	+1:10.641	16:26:27.644
67	3:01.555	+1:15.060	16:29:29.199
68	2:53.014	+1:06.519	16:32:22.213
69	1:55.259	+8.764	16:34:17.472
70	1:52.624	+6.129	16:36:10.096
71	1:50.517	+4.022	16:38:00.613
72	1:49.031	+2.536	16:39:49.644
73	1:48.424	+1.929	16:41:38.068
74	1:47.946	+1.451	16:43:26.014
75	1:47.474	+0.979	16:45:13.488
76	1:47.026	+0.531	16:47:00.514
77	1:47.231	+0.736	16:48:47.745
78	1:47.598	+1.103	16:50:35.343
79	1:52.613	+6.118	16:52:27.956
80	1:51.684	+5.189	16:54:19.640
81	1:49.401	+2.906	16:56:09.041
82	1:48.752	+2.257	16:57:57.793
83	1:48.721	+2.226	16:59:46.514
84	1:49.727	+3.232	17:01:36.241
85	1:53.359	+6.864	17:03:29.600
86	1:56.999	+10.504	17:05:26.599
87	1:57.551	+11.056	17:07:24.150
88	2:04.016	+17.521	17:09:28.166
p89	2:58.644	+1:12.149	17:12:26.810
90	3:10.725	+1:24.230	17:15:37.535
91	3:13.439	+1:26.944	17:18:50.974
92	2:03.303	+16.808	17:20:54.277
93	1:56.565	+10.070	17:22:50.842
94	1:57.840	+11.345	17:24:48.682
95	1:53.624	+7.129	17:26:42.306
96	1:52.220	+5.725	17:28:34.526
97	1:52.398	+5.903	17:30:26.924
98	1:52.265	+5.770	17:32:19.189
99	1:50.559	+4.064	17:34:09.748
100	1:52.329	+5.834	17:36:02.077
101	1:56.681	+10.186	17:37:58.758
102	2:05.864	+19.369	17:40:04.622
103	2:04.673	+18.178	17:42:09.295
104	2:00.722	+14.227	17:44:10.017
105	2:04.439	+17.944	17:46:14.456
p106	2:20.577	+34.082	17:48:35.033
107	2:57.960	+1:11.465	17:51:32.993
108	1:53.318	+6.823	17:53:26.311
109	2:00.987	+14.492	17:55:27.298

Lap	Lap Tm	Diff	Time of Day
110	1:59.233	+12.738	17:57:26.531
111	1:55.680	+9.185	17:59:22.211
112	1:54.992	+8.497	18:01:17.203
113	1:56.300	+9.805	18:03:13.503
114	1:59.852	+13.357	18:05:13.355
115	2:04.522	+18.027	18:07:17.877
116	2:18.067	+31.572	18:09:35.944
117	2:11.022	+24.527	18:11:46.966
Best Tm: 1:47.026			
p118	2:54.837	+1:08.342	18:14:41.803
Rob Finlay			
119	3:28.887	+1:42.392	18:18:10.690
120	3:13.071	+1:26.576	18:21:23.761
121	3:08.203	+1:21.708	18:24:31.964
122	3:15.940	+1:29.445	18:27:47.904
123	3:03.668	+1:17.173	18:30:51.572
124	1:51.982	+5.487	18:32:43.554
125	1:49.158	+2.663	18:34:32.712
126	1:49.995	+3.500	18:36:22.707
127	1:48.108	+1.613	18:38:10.815
128	1:47.860	+1.365	18:39:58.675
129	1:46.636	+0.141	18:41:45.311
130	1:48.734	+2.239	18:43:34.045
131	1:47.878	+1.383	18:45:21.923
132	1:47.974	+1.479	18:47:09.897
133	1:48.233	+1.738	18:48:58.130
134	1:48.794	+2.299	18:50:46.924
135	1:47.979	+1.484	18:52:34.903
136	1:48.077	+1.582	18:54:22.980
137	1:48.873	+2.378	18:56:11.853
138	1:47.290	+0.795	18:57:59.143
139	1:48.015	+1.520	18:59:47.158
140	1:46.495		19:01:33.653
141	1:48.001	+1.506	19:03:21.654
142	1:49.673	+3.178	19:05:11.327
143	1:48.826	+2.331	19:07:00.153
144	1:49.803	+3.308	19:08:49.956
145	1:49.922	+3.427	19:10:39.878
146	1:53.226	+6.731	19:12:33.104
147	1:50.962	+4.467	19:14:24.066
p148	2:02.497	+16.002	19:16:26.563
149	2:37.326	+50.831	19:19:03.889
p150	2:02.439	+15.944	19:21:06.328
151	2:08.729	+22.234	19:23:15.057
152	1:52.786	+6.291	19:25:07.843
153	1:49.254	+2.759	19:26:57.097
154	1:50.583	+4.088	19:28:47.680
155	1:50.880	+4.385	19:30:38.560
156	1:49.205	+2.710	19:32:27.765
157	1:51.937	+5.442	19:34:19.702
158	1:48.543	+2.048	19:36:08.245
159	1:50.727	+4.232	19:37:58.972
p160	2:07.481	+20.986	19:40:06.453
161	2:26.765	+40.270	19:42:33.218
162	1:48.736	+2.241	19:44:21.954
163	1:50.617	+4.122	19:46:12.571
164	1:52.437	+5.942	19:48:05.008
165	1:48.309	+1.814	19:49:53.317
166	1:47.474	+0.979	19:51:40.791

Lap	Lap Tm	Diff	Time of Day
167	1:48.944	+2.449	19:53:29.735
168	1:49.035	+2.540	19:55:18.770
169	1:48.912	+2.417	19:57:07.682
170	1:50.426	+3.931	19:58:58.108
171	1:50.452	+3.957	20:00:48.560
172	1:46.932	+0.437	20:02:35.492
173	1:47.062	+0.567	20:04:22.554
174	1:48.197	+1.702	20:06:10.751
175	1:53.220	+6.725	20:08:03.971
176	3:11.135	+1:24.640	20:11:15.106
177	2:47.217	+1:00.722	20:14:02.323
Best Tm: 1:46.495			
(40) Foster/ Dempsey/ Espenlaub			
Patrick Dempsey			
1	2:02.257	+9.825	14:12:23.546
p2	2:11.796	+19.364	14:14:35.342
3	2:27.566	+35.134	14:17:02.908
4	1:58.102	+5.670	14:19:01.010
5	1:59.295	+6.863	14:21:00.305
6	1:57.892	+5.460	14:22:58.197
7	2:00.576	+8.144	14:24:58.773
8	2:01.630	+9.198	14:27:00.403
9	1:58.206	+5.774	14:28:58.609
10	1:57.160	+4.728	14:30:55.769
11	1:58.317	+5.885	14:32:54.086
12	1:56.269	+3.837	14:34:50.355
13	1:56.368	+3.936	14:36:46.723
14	1:57.324	+4.892	14:38:44.047
15	1:57.286	+4.854	14:40:41.333
16	1:58.322	+5.890	14:42:39.655
17	1:57.969	+5.537	14:44:37.624
18	1:58.592	+6.160	14:46:36.216
19	1:57.198	+4.766	14:48:33.414
20	1:57.793	+5.361	14:50:31.207
21	1:57.102	+4.670	14:52:28.309
22	1:56.576	+4.144	14:54:24.885
23	1:57.255	+4.823	14:56:22.140
24	1:57.235	+4.803	14:58:19.375
25	1:58.570	+6.138	15:00:17.945
26	1:59.572	+7.140	15:02:17.517
27	1:57.696	+5.264	15:04:15.213
Best Tm: 1:56.269			
p28	2:11.918	+19.486	15:06:27.131
Joe Foster			
29	3:53.237	+2:00.805	15:10:20.368
30	2:55.587	+1:03.155	15:13:15.955
31	3:46.496	+1:54.064	15:17:02.451
32	3:39.912	+1:47.480	15:20:42.363
33	2:03.974	+11.542	15:22:46.337
34	1:57.000	+4.568	15:24:43.337
35	1:56.385	+3.953	15:26:39.722
36	1:56.623	+4.191	15:28:36.345
37	1:55.558	+3.126	15:30:31.903
38	2:10.199	+17.767	15:32:42.102
39	2:13.761	+21.329	15:34:55.863
40	3:20.834	+1:28.402	15:38:16.697
41	3:22.478	+1:30.046	15:41:39.175

Timing & Scoring


Race Director

Orbits 4

www.amb-it.com

www.mylaps.com

Licensed to: Grand American Road Racing



PROVISIONAL

Sahlen's Six Hours of the Glen

Rolex
Grand-Am Rolex Race
 Race started at 14:09:27

Watkins Glen 3.400 Miles
 6/6/2009 02:15 PM



Lap	Lap Tm	Diff	Time of Day
42	2:01.033	+8.601	15:43:40.208
43	1:54.986	+2.554	15:45:35.194
44	1:54.017	+1.585	15:47:29.211
45	1:54.118	+1.686	15:49:23.329
46	1:53.110	+0.678	15:51:16.439
47	1:53.589	+1.157	15:53:10.028
48	1:53.795	+1.363	15:55:03.823
49	1:53.696	+1.264	15:56:57.519
50	1:53.740	+1.308	15:58:51.259
51	1:54.705	+2.273	16:00:45.964
52	1:55.341	+2.909	16:02:41.305
53	1:54.186	+1.754	16:04:35.491
54	1:58.040	+5.608	16:06:33.531
55	2:40.038	+47.606	16:09:13.569
p56	3:06.248	+1:13.816	16:12:19.817
57	3:32.138	+1:39.706	16:15:51.955
58	1:56.193	+3.761	16:17:48.148
59	1:53.964	+1.532	16:19:42.112
60	1:54.698	+2.266	16:21:36.810
61	1:57.110	+4.678	16:23:33.920
62	2:14.002	+21.570	16:25:47.922
63	1:58.225	+5.793	16:27:46.147
64	1:57.048	+4.616	16:29:43.195
65	2:44.451	+52.019	16:32:27.646
66	1:55.464	+3.032	16:34:23.110
67	1:56.043	+3.611	16:36:19.153
68	1:54.752	+2.320	16:38:13.905
69	1:54.054	+1.622	16:40:07.959
70	1:53.743	+1.311	16:42:01.702
71	1:53.490	+1.058	16:43:55.192
72	1:53.537	+1.105	16:45:48.729
73	1:53.538	+1.106	16:47:42.267
74	1:53.956	+1.524	16:49:36.223
75	1:56.498	+4.066	16:51:32.721
76	1:54.068	+1.636	16:53:26.789
77	1:54.346	+1.914	16:55:21.135
78	1:53.461	+1.029	16:57:14.596
79	1:53.109	+0.677	16:59:07.705
80	1:53.534	+1.102	17:01:01.239
81	1:53.722	+1.290	17:02:54.961
82	1:53.837	+1.405	17:04:48.798
83	1:53.384	+0.952	17:06:42.182
84	1:55.649	+3.217	17:08:37.831
85	2:03.041	+10.609	17:10:40.872
86	1:56.709	+4.277	17:12:37.581
p87	2:54.104	+1:01.672	17:15:31.685
Best Tm: 1:53.109			
Charles Espenlaub			
88	3:24.890	+1:32.458	17:18:56.575
89	1:56.403	+3.971	17:20:52.978
90	1:56.344	+3.912	17:22:49.322
91	1:54.624	+2.192	17:24:43.946
92	1:54.110	+1.678	17:26:38.056
93	1:54.516	+2.084	17:28:32.572
94	1:53.553	+1.121	17:30:26.125
95	1:54.022	+1.590	17:32:20.147
96	1:53.589	+1.157	17:34:13.736
97	1:54.676	+2.244	17:36:08.412
98	1:53.533	+1.101	17:38:01.945
99	1:54.822	+2.390	17:39:56.767

Lap	Lap Tm	Diff	Time of Day
100	1:54.664	+2.232	17:41:51.431
101	1:54.338	+1.906	17:43:45.769
102	1:53.546	+1.114	17:45:39.315
103	1:54.336	+1.904	17:47:33.651
104	1:52.902	+0.470	17:49:26.553
105	1:53.580	+1.148	17:51:20.133
106	1:53.242	+0.810	17:53:13.375
107	1:53.615	+1.183	17:55:06.990
108	1:53.770	+1.338	17:57:00.760
109	1:53.075	+0.643	17:58:53.835
110	1:53.189	+0.757	18:00:47.024
111	1:53.633	+1.201	18:02:40.657
112	1:53.047	+0.615	18:04:33.704
113	1:52.432		18:06:26.136
114	1:53.206	+0.774	18:08:19.342
115	1:54.738	+2.306	18:10:14.080
116	1:57.334	+4.902	18:12:11.414
117	2:30.409	+37.977	18:14:41.823
p118	3:20.759	+1:28.327	18:18:02.582
119	3:30.972	+1:38.540	18:21:33.554
120	3:06.335	+1:13.903	18:24:39.889
121	3:16.454	+1:24.022	18:27:56.343
122	2:59.882	+1:07.450	18:30:56.225
123	1:56.163	+3.731	18:32:52.388
124	1:53.558	+1.126	18:34:45.946
125	1:52.947	+0.515	18:36:38.893
126	1:53.468	+1.036	18:38:32.361
127	1:53.176	+0.744	18:40:25.537
128	1:53.400	+0.968	18:42:18.937
129	1:54.401	+1.969	18:44:13.338
130	1:53.838	+1.406	18:46:07.176
131	1:53.639	+1.207	18:48:00.815
132	1:54.328	+1.896	18:49:55.143
133	1:54.996	+2.564	18:51:50.139
134	1:53.596	+1.164	18:53:43.735
135	1:53.237	+0.805	18:55:36.972
136	1:53.547	+1.115	18:57:30.519
137	1:52.833	+0.401	18:59:23.352
138	1:52.925	+0.493	19:01:16.277
139	1:52.788	+0.356	19:03:09.065
140	1:52.695	+0.263	19:05:01.760
141	1:52.743	+0.311	19:06:54.503
142	1:53.422	+0.990	19:08:47.925
143	1:53.733	+1.301	19:10:41.658
144	1:53.807	+1.375	19:12:35.465
145	1:52.668	+0.236	19:14:28.133
146	1:53.465	+1.033	19:16:21.598
147	1:52.977	+0.545	19:18:14.575
148	1:52.777	+0.345	19:20:07.352
149	1:52.999	+0.567	19:22:00.351
150	1:53.281	+0.849	19:23:53.632
151	1:53.367	+0.935	19:25:46.999
p152	2:03.825	+11.393	19:27:50.824
Best Tm: 1:52.432			
Patrick Dempsey			
153	3:35.605	+1:43.173	19:31:26.429
154	1:57.747	+5.315	19:33:24.176
155	1:58.334	+5.902	19:35:22.510
156	1:58.087	+5.655	19:37:20.597
157	1:58.437	+6.005	19:39:19.034

Lap	Lap Tm	Diff	Time of Day
158	1:58.771	+6.339	19:41:17.805
159	1:58.462	+6.030	19:43:16.267
160	1:59.635	+7.203	19:45:15.902
161	1:58.925	+6.493	19:47:14.827
162	1:58.512	+6.080	19:49:13.339
163	1:58.122	+5.690	19:51:11.461
164	1:57.512	+5.080	19:53:08.973
165	1:57.998	+5.566	19:55:06.971
166	1:57.329	+4.897	19:57:04.300
167	1:58.202	+5.770	19:59:02.502
168	1:58.559	+6.127	20:01:01.061
169	1:58.427	+5.995	20:02:59.488
170	1:57.711	+5.279	20:04:57.199
171	1:58.076	+5.644	20:06:55.275
172	2:00.430	+7.998	20:08:55.705
173	2:02.127	+9.695	20:10:57.832
174	1:58.178	+5.746	20:12:56.010
175	2:05.555	+13.123	20:15:01.565
Best Tm: 1:57.329			
(57) Liddell/ Davis			
Robin Liddell			
1	1:54.488	+2.821	14:12:15.093
2	1:52.659	+0.992	14:14:07.752
3	1:52.509	+0.842	14:16:00.261
4	1:52.621	+0.954	14:17:52.882
5	1:52.880	+1.213	14:19:45.762
6	1:53.046	+1.379	14:21:38.808
7	1:54.132	+2.465	14:23:32.940
8	1:54.415	+2.748	14:25:27.355
9	1:53.988	+2.321	14:27:21.343
10	1:54.717	+3.050	14:29:16.060
11	1:55.098	+3.431	14:31:11.158
12	1:54.115	+2.448	14:33:05.273
13	1:55.137	+3.470	14:35:00.410
14	1:54.766	+3.099	14:36:55.176
15	1:54.936	+3.269	14:38:50.112
16	1:55.505	+3.838	14:40:45.617
17	1:56.373	+4.706	14:42:41.990
18	1:55.763	+4.096	14:44:37.753
p19	2:50.888	+59.221	14:47:28.641
20	2:05.709	+14.042	14:49:34.350
21	1:54.240	+2.573	14:51:28.590
22	1:54.085	+2.418	14:53:22.675
23	1:54.537	+2.870	14:55:17.212
24	1:53.700	+2.033	14:57:10.912
25	1:53.905	+2.238	14:59:04.817
26	1:54.816	+3.149	15:00:59.633
27	1:54.333	+2.666	15:02:53.966
28	1:55.092	+3.425	15:04:49.058
29	1:55.037	+3.370	15:06:44.095
30	1:55.169	+3.502	15:08:39.264
31	2:06.773	+15.106	15:10:46.037
32	2:40.021	+48.354	15:13:26.058
p33	4:40.287	+2:48.620	15:18:06.345
34	2:49.396	+57.729	15:20:55.741
35	2:00.139	+8.472	15:22:55.880
36	1:55.124	+3.457	15:24:51.004
37	1:55.642	+3.975	15:26:46.646
38	1:54.438	+2.771	15:28:41.084



PROVISIONAL

Sahlen's Six Hours of the Glen

Rolex
Grand-Am Rolex Race
Race started at 14:09:27

Watkins Glen 3.400 Miles
6/6/2009 02:15 PM



Lap	Lap Tm	Diff	Time of Day
39	1:54.264	+2.597	15:30:35.348
40	2:11.137	+19.470	15:32:46.485
41	2:15.156	+23.489	15:35:01.641
Best Tm: 1:52.509			
Andrew Davis			
p42	4:11.859	+2:20.192	15:39:13.500
43	2:34.829	+43.162	15:41:48.329
44	1:58.178	+6.511	15:43:46.507
45	1:53.993	+2.326	15:45:40.500
46	1:53.326	+1.659	15:47:33.826
47	1:53.061	+1.394	15:49:26.887
48	1:53.818	+2.151	15:51:20.705
49	1:53.727	+2.060	15:53:14.432
50	1:54.143	+2.476	15:55:08.575
51	1:55.876	+4.209	15:57:04.451
52	1:56.808	+5.141	15:59:01.259
53	1:55.769	+4.102	16:00:57.028
54	1:53.921	+2.254	16:02:50.949
55	1:53.846	+2.179	16:04:44.795
56	2:04.043	+12.376	16:06:48.838
57	2:36.662	+44.995	16:09:25.500
58	2:54.653	+1:02.986	16:12:20.153
59	2:06.084	+14.417	16:14:26.237
60	1:56.383	+4.716	16:16:22.620
61	1:54.096	+2.429	16:18:16.716
62	1:53.297	+1.630	16:20:10.013
63	1:54.129	+2.462	16:22:04.142
64	1:59.382	+7.715	16:24:03.524
65	2:29.865	+38.198	16:26:33.389
p66	3:43.262	+1:51.595	16:30:16.651
67	2:12.683	+21.016	16:32:29.334
68	1:55.996	+4.329	16:34:25.330
69	1:55.026	+3.359	16:36:20.356
70	1:53.969	+2.302	16:38:14.325
71	1:53.945	+2.278	16:40:08.270
72	1:54.517	+2.850	16:42:02.787
73	1:54.708	+3.041	16:43:57.495
74	1:54.284	+2.617	16:45:51.779
75	1:54.369	+2.702	16:47:46.148
76	1:54.771	+3.104	16:49:40.919
77	1:54.971	+3.304	16:51:35.890
78	1:54.623	+2.956	16:53:30.513
79	1:55.210	+3.543	16:55:25.723
80	1:53.807	+2.140	16:57:19.530
81	1:54.150	+2.483	16:59:13.680
82	1:53.954	+2.287	17:01:07.634
83	1:54.101	+2.434	17:03:01.735
84	1:54.298	+2.631	17:04:56.033
85	1:56.177	+4.510	17:06:52.210
86	1:56.245	+4.578	17:08:48.455
87	2:10.823	+19.156	17:10:59.278
88	1:55.884	+4.217	17:12:55.162
89	2:29.745	+38.078	17:15:24.907
Best Tm: 1:53.061			
p90	2:55.610	+1:03.943	17:18:20.517
Robin Liddell			
91	2:04.239	+12.572	17:20:24.756
92	1:51.951	+0.284	17:22:16.707

Lap	Lap Tm	Diff	Time of Day
93	1:52.752	+1.085	17:24:09.459
94	1:53.806	+2.139	17:26:03.265
95	1:53.826	+2.159	17:27:57.091
96	1:53.064	+1.397	17:29:50.155
97	1:53.043	+1.376	17:31:43.198
98	1:53.205	+1.538	17:33:36.403
99	1:53.984	+2.317	17:35:30.387
100	1:52.601	+0.934	17:37:22.988
101	1:52.581	+0.914	17:39:15.569
102	1:52.672	+1.005	17:41:08.241
103	1:52.913	+1.246	17:43:01.154
104	1:54.276	+2.609	17:44:55.430
105	1:53.345	+1.678	17:46:48.775
106	1:53.242	+1.575	17:48:42.017
107	1:52.957	+1.290	17:50:34.974
108	1:52.339	+0.672	17:52:27.313
109	1:54.127	+2.460	17:54:21.440
110	1:52.609	+0.942	17:56:14.049
111	1:52.511	+0.844	17:58:06.560
112	1:53.349	+1.682	17:59:59.909
113	1:52.804	+1.137	18:01:52.713
114	1:52.570	+0.903	18:03:45.283
115	1:52.986	+1.319	18:05:38.269
116	1:52.496	+0.829	18:07:30.765
117	1:54.147	+2.480	18:09:24.912
118	1:54.890	+3.223	18:11:19.802
119	3:11.750	+1:20.083	18:14:31.552
p120	4:17.202	+2:25.535	18:18:48.754
121	2:41.238	+49.571	18:21:29.992
122	3:06.935	+1:15.268	18:24:36.927
123	3:15.925	+1:24.258	18:27:52.852
124	3:01.391	+1:09.724	18:30:54.243
125	1:55.552	+3.885	18:32:49.795
126	1:52.372	+0.705	18:34:42.167
127	1:52.363	+0.696	18:36:34.530
128	1:52.587	+0.920	18:38:27.117
129	1:52.663	+0.996	18:40:19.780
130	1:52.275	+0.608	18:42:12.055
131	1:52.274	+0.607	18:44:04.329
132	1:52.326	+0.659	18:45:56.655
133	1:53.843	+2.176	18:47:50.498
134	1:53.669	+2.002	18:49:44.167
135	1:53.225	+1.558	18:51:37.392
136	1:53.650	+1.983	18:53:31.042
137	1:54.562	+2.895	18:55:25.604
138	1:53.258	+1.591	18:57:18.862
139	1:52.701	+1.034	18:59:11.563
140	1:52.590	+0.923	19:01:04.153
141	1:52.461	+0.794	19:02:56.614
142	1:52.619	+0.952	19:04:49.233
143	1:53.204	+1.537	19:06:42.437
144	1:52.145	+0.478	19:08:34.582
145	1:53.334	+1.667	19:10:27.916
146	1:52.883	+1.216	19:12:20.799
147	1:52.892	+1.225	19:14:13.691
p148	2:48.248	+56.581	19:17:01.939
149	2:04.083	+12.416	19:19:06.022
150	1:51.667		19:20:57.689
151	1:51.964	+0.297	19:22:49.653
152	1:52.360	+0.693	19:24:42.013
153	1:52.371	+0.704	19:26:34.384

Lap	Lap Tm	Diff	Time of Day
154	1:52.690	+1.023	19:28:27.074
155	1:53.106	+1.439	19:30:20.180
156	1:53.242	+1.575	19:32:13.422
157	1:53.074	+1.407	19:34:06.496
158	1:53.172	+1.505	19:35:59.668
159	1:53.918	+2.251	19:37:53.586
160	1:53.845	+2.178	19:39:47.431
161	1:53.673	+2.006	19:41:41.104
162	1:53.405	+1.738	19:43:34.509
163	1:53.281	+1.614	19:45:27.790
164	1:52.893	+1.226	19:47:20.683
165	1:52.861	+1.194	19:49:13.544
166	1:53.523	+1.856	19:51:07.067
167	1:52.598	+0.931	19:52:59.665
168	1:52.441	+0.774	19:54:52.106
169	1:53.192	+1.525	19:56:45.298
170	1:52.912	+1.245	19:58:38.210
171	1:52.661	+0.994	20:00:30.871
172	1:52.953	+1.286	20:02:23.824
173	1:53.962	+2.295	20:04:17.786
Best Tm: 1:51.667			
174	8:24.076	+6:32.409	20:12:41.863
Best Tm: 8:24.076			
(88) Johnson/ Lacey/ Baldwin			
Steve Johnson			
1	2:00.645	+6.293	14:12:22.115
2	1:57.117	+2.765	14:14:19.232
3	1:57.198	+2.846	14:16:16.430
4	1:58.966	+4.614	14:18:15.396
5	1:58.334	+3.982	14:20:13.730
6	1:58.441	+4.089	14:22:12.171
7	1:57.702	+3.350	14:24:09.873
8	1:57.003	+2.651	14:26:06.876
9	1:56.493	+2.141	14:28:03.369
10	1:56.797	+2.445	14:30:00.166
11	1:56.881	+2.529	14:31:57.047
12	1:57.757	+3.405	14:33:54.804
13	1:56.169	+1.817	14:35:50.973
14	1:55.681	+1.329	14:37:46.654
15	1:57.138	+2.786	14:39:43.792
16	1:56.801	+2.449	14:41:40.593
17	1:58.825	+4.473	14:43:39.418
18	1:59.465	+5.113	14:45:38.883
19	1:57.433	+3.081	14:47:36.316
20	1:57.838	+3.486	14:49:34.154
p21	2:57.746	+1:03.394	14:52:31.900
22	2:08.106	+13.754	14:54:40.006
23	1:57.156	+2.804	14:56:37.162
24	1:56.429	+2.077	14:58:33.591
25	1:55.929	+1.577	15:00:29.520
26	1:56.850	+2.498	15:02:26.370
27	1:58.160	+3.808	15:04:24.530
28	1:57.860	+3.508	15:06:22.390
29	1:56.561	+2.209	15:08:18.951
30	2:12.151	+17.799	15:10:31.102
31	2:46.519	+52.167	15:13:17.621
32	3:47.332	+1:52.980	15:17:04.953

Timing & Scoring

Race Director

Orbits 4

www.amb-it.com

www.mylaps.com

Licensed to: Grand American Road Racing



PROVISIONAL

Sahlen's Six Hours of the Glen

Rolex Watkins Glen 3.400 Miles
Grand-Am Rolex Race 6/6/2009 02:15 PM
Race started at 14:09:27

Table with columns: Lap, Lap Tm, Diff, Time of Day. Includes drivers Dave Lacey and Jack Baldwin.

Table with columns: Lap, Lap Tm, Diff, Time of Day. Includes drivers Steve Johnson and Dave Lacey.

Table with columns: Lap, Lap Tm, Diff, Time of Day. Includes driver Will Nonnamaker.



PROVISIONAL

Sahlen's Six Hours of the Glen

Rolex
 Grand-Am Rolex Race
 Race started at 14:09:27

Watkins Glen 3.400 Miles
 6/6/2009 02:15 PM



Lap	Lap Tm	Diff	Time of Day
26	2:05.772	+10.374	15:04:26.440
27	2:03.381	+7.983	15:06:29.821
28	2:04.731	+9.333	15:08:34.552
29	2:09.651	+14.253	15:10:44.203
30	2:40.492	+45.094	15:13:24.695
p31	3:50.480	+1:55.082	15:17:15.175
Best Tm: 1:57.217			
Joe Sahlen			
32	3:55.714	+2:00.316	15:21:10.889
33	2:05.982	+10.584	15:23:16.871
34	2:04.397	+8.999	15:25:21.268
35	2:03.813	+8.415	15:27:25.081
36	2:05.597	+10.199	15:29:30.678
37	2:07.782	+12.384	15:31:38.460
38	2:09.490	+14.092	15:33:47.950
39	2:04.873	+9.475	15:35:52.823
p40	2:46.353	+50.955	15:38:39.176
41	3:10.637	+1:15.239	15:41:49.813
42	2:04.197	+8.799	15:43:54.010
43	2:04.464	+9.066	15:45:58.474
44	2:03.355	+7.957	15:48:01.829
45	2:03.500	+8.102	15:50:05.329
46	2:03.908	+8.510	15:52:09.237
47	2:06.234	+10.836	15:54:15.471
48	2:02.584	+7.186	15:56:18.055
49	2:03.567	+8.169	15:58:21.622
50	2:04.647	+9.249	16:00:26.269
51	2:04.966	+9.568	16:02:31.235
52	2:08.412	+13.014	16:04:39.647
53	2:04.811	+9.413	16:06:44.458
54	2:35.992	+40.594	16:09:20.450
p55	3:03.935	+1:08.537	16:12:24.385
56	4:46.898	+2:51.500	16:17:11.283
57	2:01.180	+5.782	16:19:12.463
58	2:02.795	+7.397	16:21:15.258
59	2:01.034	+5.636	16:23:16.292
60	2:16.037	+20.639	16:25:32.329
61	2:01.015	+5.617	16:27:33.344
p62	2:10.398	+15.000	16:29:43.742
63	3:18.901	+1:23.503	16:33:02.643
Best Tm: 2:01.015			
Will Nonnamaker			
64	1:57.881	+2.483	16:35:00.524
65	1:56.410	+1.012	16:36:56.934
66	1:55.574	+0.176	16:38:52.508
67	1:55.398		16:40:47.906
68	1:56.204	+0.806	16:42:44.110
69	1:59.043	+3.645	16:44:43.153
70	1:56.862	+1.464	16:46:40.015
71	1:55.750	+0.352	16:48:35.765
72	1:55.839	+0.441	16:50:31.604
73	2:00.889	+5.491	16:52:32.493
74	2:02.784	+7.386	16:54:35.277
75	2:04.739	+9.341	16:56:40.016
76	2:02.736	+7.338	16:58:42.752
77	2:06.341	+10.943	17:00:49.093
78	2:02.414	+7.016	17:02:51.507
79	2:01.603	+6.205	17:04:53.110
80	2:03.507	+8.109	17:06:56.617

Lap	Lap Tm	Diff	Time of Day
81	2:05.419	+10.021	17:09:02.036
82	2:22.973	+27.575	17:11:25.009
83	2:06.648	+11.250	17:13:31.657
p84	2:15.555	+20.157	17:15:47.212
85	5:54.897	+3:59.499	17:21:42.109
86	1:58.770	+3.372	17:23:40.879
87	1:58.260	+2.862	17:25:39.139
88	1:59.862	+4.464	17:27:39.001
89	2:03.034	+7.636	17:29:42.035
90	1:58.392	+2.994	17:31:40.427
91	1:58.211	+2.813	17:33:38.638
92	1:58.142	+2.744	17:35:36.780
93	1:56.291	+0.893	17:37:33.071
94	1:56.483	+1.085	17:39:29.554
95	1:59.362	+3.964	17:41:28.916
96	1:59.356	+3.958	17:43:28.272
97	1:59.166	+3.768	17:45:27.438
98	1:57.011	+1.613	17:47:24.449
99	1:56.151	+0.753	17:49:20.600
100	1:55.406	+0.008	17:51:16.006
101	1:55.905	+0.507	17:53:11.911
102	1:57.851	+2.453	17:55:09.762
103	1:57.446	+2.048	17:57:07.208
104	1:56.433	+1.035	17:59:03.641
105	1:55.659	+0.261	18:00:59.300
106	1:55.839	+0.441	18:02:55.139
107	1:58.674	+3.276	18:04:53.813
108	1:58.771	+3.373	18:06:52.584
109	1:56.255	+0.857	18:08:48.839
110	2:00.087	+4.689	18:10:48.926
111	2:12.223	+16.825	18:13:01.149
112	2:01.307	+5.909	18:15:02.456
p113	3:02.244	+1:06.846	18:18:04.700
Best Tm: 1:55.398			
Joe Sahlen			
114	3:39.824	+1:44.426	18:21:44.524
p115	2:59.561	+1:04.163	18:24:44.085
116	4:03.803	+2:08.405	18:28:47.888
117	2:10.351	+14.953	18:30:58.239
118	2:00.897	+5.499	18:32:59.136
119	1:58.723	+3.325	18:34:57.859
120	1:59.538	+4.140	18:36:57.397
121	1:59.701	+4.303	18:38:57.098
122	1:58.489	+3.091	18:40:55.587
123	1:58.946	+3.548	18:42:54.533
124	2:00.900	+5.502	18:44:55.433
125	1:58.952	+3.554	18:46:54.385
126	2:00.280	+4.882	18:48:54.665
127	2:00.359	+4.961	18:50:55.024
128	1:58.874	+3.476	18:52:53.898
129	1:58.444	+3.046	18:54:52.342
130	1:58.801	+3.403	18:56:51.143
131	1:59.959	+4.561	18:58:51.102
132	1:59.045	+3.647	19:00:50.147
133	1:57.654	+2.256	19:02:47.801
134	1:58.009	+2.611	19:04:45.810
135	2:03.046	+7.648	19:06:48.856
136	1:58.531	+3.133	19:08:47.387
137	1:59.372	+3.974	19:10:46.759
138	1:59.810	+4.412	19:12:46.569

Lap	Lap Tm	Diff	Time of Day
139	1:58.766	+3.368	19:14:45.335
140	1:57.456	+2.058	19:16:42.791
141	2:00.118	+4.720	19:18:42.909
142	1:57.205	+1.807	19:20:40.114
143	1:58.154	+2.756	19:22:38.268
p144	2:09.170	+13.772	19:24:47.438
Best Tm: 1:57.205			
Will Nonnamaker			
p145	3:33.098	+1:37.700	19:28:20.536
146	2:08.532	+13.134	19:30:29.068
147	1:58.933	+3.535	19:32:28.001
148	1:58.635	+3.237	19:34:26.636
149	1:58.116	+2.718	19:36:24.752
150	1:58.027	+2.629	19:38:22.779
151	1:58.054	+2.656	19:40:20.833
152	1:59.680	+4.282	19:42:20.513
153	1:57.911	+2.513	19:44:18.424
154	1:58.969	+3.571	19:46:17.393
155	1:59.844	+4.446	19:48:17.237
156	1:59.290	+3.892	19:50:16.527
157	1:58.481	+3.083	19:52:15.008
158	1:57.937	+2.539	19:54:12.945
159	1:59.066	+3.668	19:56:12.011
160	1:58.519	+3.121	19:58:10.530
161	1:59.155	+3.757	20:00:09.685
162	1:59.237	+3.839	20:02:08.922
163	1:58.522	+3.124	20:04:07.444
164	1:59.760	+4.362	20:06:07.204
165	2:01.312	+5.914	20:08:08.516
166	2:07.672	+12.274	20:10:16.188
167	2:13.334	+17.936	20:12:29.522
168	2:27.250	+31.852	20:14:56.772
Best Tm: 1:57.911			
(68) Gutierrez/ Schroeder/ Ende			
Josemanuel Gutierrez			
1	2:04.840	+10.346	14:12:26.525
2	1:58.724	+4.230	14:14:25.249
3	1:59.047	+4.553	14:16:24.296
4	2:01.638	+7.144	14:18:25.934
5	1:59.877	+5.383	14:20:25.811
6	1:59.953	+5.459	14:22:25.764
7	1:58.049	+3.555	14:24:23.813
8	1:57.927	+3.433	14:26:21.740
9	1:56.699	+2.205	14:28:18.439
10	1:56.797	+2.303	14:30:15.236
11	1:59.989	+5.495	14:32:15.225
12	1:58.700	+4.206	14:34:13.925
13	1:57.267	+2.773	14:36:11.192
14	1:58.663	+4.169	14:38:09.855
15	1:57.127	+2.633	14:40:06.982
16	1:56.738	+2.244	14:42:03.720
17	1:57.453	+2.959	14:44:01.173
18	1:59.534	+5.040	14:46:00.707
19	1:58.024	+3.530	14:47:58.731
20	1:57.371	+2.877	14:49:56.102
p21	2:09.815	+15.321	14:52:05.917
22	2:49.275	+54.781	14:54:55.192
23	1:59.312	+4.818	14:56:54.504

Timing & Scoring Race Director Orbits 4

www.amb-it.com
 www.mylaps.com

Licensed to: Grand American Road Racing



PROVISIONAL

Sahlen's Six Hours of the Glen

Rolex
Grand-Am Rolex Race
Race started at 14:09:27

Watkins Glen 3.400 Miles
6/6/2009 02:15 PM



Table with columns: Lap, Lap Tm, Diff, Time of Day. Rows 24-51 and 52-81.

Table with columns: Lap, Lap Tm, Diff, Time of Day. Rows 82-139.

Table with columns: Lap, Lap Tm, Diff, Time of Day. Rows 140-168.

Timing & Scoring


Race Director

Orbits 4

www.amb-it.com

www.mylaps.com

Licensed to: Grand American Road Racing



PROVISIONAL

Sahlen's Six Hours of the Glen

Rolex

Watkins Glen 3.400 Miles

Grand-Am Rolex Race

6/6/2009 02:15 PM

Race started at 14:09:27

Table with 4 columns: Lap, Lap Tm, Diff, Time of Day. Driver: David Donohue. Best Tm: 1:43.847.

Table with 4 columns: Lap, Lap Tm, Diff, Time of Day. Driver: Darren Law. Best Tm: 1:43.079.

Table with 4 columns: Lap, Lap Tm, Diff, Time of Day. Best Tm: 1:42.786.

Table with 4 columns: Lap, Lap Tm, Diff, Time of Day. Driver: David Donohue. Best Tm: 1:42.786.

Table with 4 columns: Lap, Lap Tm, Diff, Time of Day. Best Tm: 1:43.143.

Table with 4 columns: Lap, Lap Tm, Diff, Time of Day. Drivers: (71) Grant/, Milton Grant, Carey Grant.

Timing & Scoring

Race Director

Orbits 4

www.amb-it.com

www.mylaps.com

Licensed to: Grand American Road Racing



PROVISIONAL

Sahlen's Six Hours of the Glen

Rolex Watkins Glen 3.400 Miles
Grand-Am Rolex Race 6/6/2009 02:15 PM
Race started at 14:09:27

Table with columns: Lap, Lap Tm, Diff, Time of Day. Rows 27-54. Best Tm: 2:00.965

Table with columns: Lap, Lap Tm, Diff, Time of Day. Rows 56-82. Best Tm: 1:58.969

Table with columns: Lap, Lap Tm, Diff, Time of Day. Rows 84-111. Best Tm: 2:02.346

Table with columns: Lap, Lap Tm, Diff, Time of Day. Rows 113-139. Best Tm: 2:04.339

Table with columns: Lap, Lap Tm, Diff, Time of Day. Rows 140-156. Best Tm: 2:01.099

Table with columns: (67) Marks/ Lally/ Valentine, Lap, Lap Tm, Diff, Time of Day. Rows 1-10. Best Tm: 2:03.474

Table with columns: Lap, Lap Tm, Diff, Time of Day. Rows 11-33. Best Tm: 3:38.244




PROVISIONAL

Sahlen's Six Hours of the Glen

Rolex
Grand-Am Rolex Race
Race started at 14:09:27

Watkins Glen 3.400 Miles
6/6/2009 02:15 PM



Lap	Lap Tm	Diff	Time of Day
34	1:56.826	+4.722	15:22:52.260
35	1:53.223	+1.119	15:24:45.483
36	1:54.430	+2.326	15:26:39.913
37	1:54.619	+2.515	15:28:34.532
38	1:52.860	+0.756	15:30:27.392
39	2:05.047	+12.943	15:32:32.439
40	2:22.045	+29.941	15:34:54.484
41	3:20.806	+1:28.702	15:38:15.290
42	3:23.164	+1:31.060	15:41:38.454
43	1:53.752	+1.648	15:43:32.206
44	1:54.616	+2.512	15:45:26.822
45	1:53.212	+1.108	15:47:20.034
46	1:53.495	+1.391	15:49:13.529
47	1:53.640	+1.536	15:51:07.169
48	1:52.732	+0.628	15:52:59.901
49	1:52.648	+0.544	15:54:52.549
50	1:53.378	+1.274	15:56:45.927
51	1:53.077	+0.973	15:58:39.004
52	1:53.413	+1.309	16:00:32.417
53	1:54.682	+2.578	16:02:27.099
54	1:54.361	+2.257	16:04:21.460
55	1:56.768	+4.664	16:06:18.228
56	2:48.790	+56.686	16:09:07.018
57	3:04.367	+1:12.263	16:12:11.385
58	1:59.921	+7.817	16:14:11.306
59	1:54.232	+2.128	16:16:05.538
60	1:54.118	+2.014	16:17:59.656
61	1:53.243	+1.139	16:19:52.899
62	1:52.891	+0.787	16:21:45.790
63	1:54.729	+2.625	16:23:40.519
64	2:08.697	+16.593	16:25:49.216
65	1:57.746	+5.642	16:27:46.962
p66	2:07.021	+14.917	16:29:53.983
Best Tm: 1:52.648			
Justin Marks			
67	3:02.716	+1:10.612	16:32:56.699
68	1:53.664	+1.560	16:34:50.363
69	1:53.459	+1.355	16:36:43.822
70	1:53.270	+1.166	16:38:37.092
71	1:53.795	+1.691	16:40:30.887
72	1:54.485	+2.381	16:42:25.372
73	1:53.477	+1.373	16:44:18.849
74	1:53.973	+1.869	16:46:12.822
75	1:54.381	+2.277	16:48:07.203
76	1:55.302	+3.198	16:50:02.505
77	1:53.455	+1.351	16:51:55.960
78	1:53.255	+1.151	16:53:49.215
79	1:54.107	+2.003	16:55:43.322
80	1:53.929	+1.825	16:57:37.251
81	1:54.537	+2.433	16:59:31.788
82	1:54.745	+2.641	17:01:26.533
83	1:56.122	+4.018	17:03:22.655
84	1:55.386	+3.282	17:05:18.041
Best Tm: 1:53.255			
RJ Valentine			
p85	59:12.880	+57:20.776	18:04:30.921
86	2:27.414	+35.310	18:06:58.335
87	2:09.014	+16.910	18:09:07.349
88	2:08.684	+16.580	18:11:16.033

Lap	Lap Tm	Diff	Time of Day
89	2:17.626	+25.522	18:13:33.659
90	2:11.542	+19.438	18:15:45.201
p91	2:35.465	+43.361	18:18:20.666
92	3:13.629	+1:21.525	18:21:34.295
93	3:06.636	+1:14.532	18:24:40.931
94	3:16.157	+1:24.053	18:27:57.088
95	2:59.724	+1:07.620	18:30:56.812
96	2:05.546	+13.442	18:33:02.358
97	2:04.580	+12.476	18:35:06.938
98	2:06.056	+13.952	18:37:12.994
99	2:05.808	+13.704	18:39:18.802
100	2:09.601	+17.497	18:41:28.403
101	2:05.999	+13.895	18:43:34.402
102	2:03.885	+11.781	18:45:38.287
103	2:04.412	+12.308	18:47:42.699
104	2:10.029	+17.925	18:49:52.728
p105	2:31.464	+39.360	18:52:24.192
Best Tm: 2:03.885			
Andy Lally			
106	3:06.903	+1:14.799	18:55:31.095
107	1:56.401	+4.297	18:57:27.496
108	1:55.285	+3.181	18:59:22.781
109	1:54.542	+2.438	19:01:17.323
110	1:53.060	+0.956	19:03:10.383
111	1:54.420	+2.316	19:05:04.803
112	1:55.166	+3.062	19:06:59.969
113	1:54.568	+2.464	19:08:54.537
114	1:54.282	+2.178	19:10:48.819
115	1:55.075	+2.971	19:12:43.894
116	2:05.647	+13.543	19:14:49.541
117	1:53.918	+1.814	19:16:43.459
118	1:54.304	+2.200	19:18:37.763
119	1:54.013	+1.909	19:20:31.776
120	1:52.267	+0.163	19:22:24.043
121	1:53.073	+0.969	19:24:17.116
122	1:52.104		19:26:09.220
123	1:52.865	+0.761	19:28:02.085
124	1:52.607	+0.503	19:29:54.692
125	1:53.187	+1.083	19:31:47.879
126	1:54.993	+2.889	19:33:42.872
127	1:55.553	+3.449	19:35:38.425
128	1:58.248	+6.144	19:37:36.673
129	1:55.029	+2.925	19:39:31.702
130	1:53.155	+1.051	19:41:24.857
131	1:55.203	+3.099	19:43:20.060
132	1:53.732	+1.628	19:45:13.792
133	1:52.970	+0.866	19:47:06.762
134	1:52.883	+0.779	19:48:59.645
135	1:52.717	+0.613	19:50:52.362
136	1:54.345	+2.241	19:52:46.707
137	1:53.478	+1.374	19:54:40.185
138	1:55.195	+3.091	19:56:35.380
p139	2:07.613	+15.509	19:58:42.993
Best Tm: 1:52.104			
(30) Miller/ Ludwиг / Cameron			
Dane Cameron			
1	1:58.339	+6.365	14:12:19.219
2	1:54.075	+2.101	14:14:13.294

Lap	Lap Tm	Diff	Time of Day
3	1:53.645	+1.671	14:16:06.939
4	1:53.365	+1.391	14:18:00.304
5	1:53.561	+1.587	14:19:53.865
6	1:54.655	+2.681	14:21:48.520
7	1:53.693	+1.719	14:23:42.213
8	1:53.720	+1.746	14:25:35.933
9	1:54.339	+2.365	14:27:30.272
10	1:55.695	+3.721	14:29:25.967
11	1:53.691	+1.717	14:31:19.658
12	1:53.403	+1.429	14:33:13.061
13	1:52.893	+0.919	14:35:05.954
14	1:52.615	+0.641	14:36:58.569
15	1:52.889	+0.915	14:38:51.458
16	1:54.692	+2.718	14:40:46.150
17	1:54.005	+2.031	14:42:40.155
18	1:54.114	+2.140	14:44:34.269
19	1:53.473	+1.499	14:46:27.742
20	1:52.995	+1.021	14:48:20.737
Best Tm: 1:52.615			
Peter Ludwig			
p21	2:04.423	+12.449	14:50:25.160
22	3:04.716	+1:12.742	14:53:29.876
23	1:56.438	+4.464	14:55:26.314
24	1:56.969	+4.995	14:57:23.283
25	1:55.639	+3.665	14:59:18.922
26	1:55.339	+3.365	15:01:14.261
27	1:57.964	+5.990	15:03:12.225
28	1:55.541	+3.567	15:05:07.766
29	1:55.344	+3.370	15:07:03.110
30	1:56.320	+4.346	15:08:59.430
31	2:08.595	+16.621	15:11:08.025
32	2:22.354	+30.380	15:13:30.379
33	3:41.837	+1:49.863	15:17:12.216
34	3:35.971	+1:43.997	15:20:48.187
35	1:58.403	+6.429	15:22:46.590
36	1:55.474	+3.500	15:24:42.064
37	1:54.807	+2.833	15:26:36.871
38	1:55.785	+3.811	15:28:32.656
39	1:53.988	+2.014	15:30:26.644
40	2:05.424	+13.450	15:32:32.068
41	2:21.578	+29.604	15:34:53.646
Best Tm: 1:53.988			
Bryce Miller			
p42	3:26.224	+1:34.250	15:38:19.870
43	3:27.077	+1:35.103	15:41:46.947
44	1:56.060	+4.086	15:43:43.007
45	1:53.728	+1.754	15:45:36.735
46	1:53.635	+1.661	15:47:30.370
47	1:53.794	+1.820	15:49:24.164
48	1:53.505	+1.531	15:51:17.669
49	1:54.699	+2.725	15:53:12.368
Best Tm: 1:53.505			
50	1:55.848	+3.874	15:55:08.216
51	1:57.224	+5.250	15:57:05.441
52	1:56.377	+4.403	15:59:01.818

Timing & Scoring
Race Director

Orbits 4
www.amb-it.com
www.mylaps.com

Licensed to: Grand American Road Racing



PROVISIONAL

Sahlen's Six Hours of the Glen

Rolex
Grand-Am Rolex Race
Race started at 14:09:27

Watkins Glen 3.400 Miles
6/6/2009 02:15 PM




Table with 4 columns: Lap, Lap Tm, Diff, Time of Day. Lists drivers like Bryce Miller, Dane Cameron and their lap times.

Table with 4 columns: Lap, Lap Tm, Diff, Time of Day. Lists drivers like Alex Gurney and their lap times.

Table with 4 columns: Lap, Lap Tm, Diff, Time of Day. Lists drivers like Jon Fogarty and their lap times.

Timing & Scoring


Race Director

Orbits 4

www.amb-it.com

www.mylaps.com

Licensed to: Grand American Road Racing



PROVISIONAL

Sahlen's Six Hours of the Glen

Rolex

Watkins Glen 3.400 Miles

Grand-Am Rolex Race

6/6/2009 02:15 PM

Race started at 14:09:27

Lap	Lap Tm	Diff	Time of Day
91	2:30.144	+47.709	17:12:21.509
92	2:59.697	+1:17.262	17:15:21.206
93	1:56.810	+14.375	17:17:18.016
94	1:51.554	+9.119	17:19:09.570
95	1:45.762	+3.327	17:20:55.332
96	1:45.875	+3.440	17:22:41.207
97	1:43.580	+1.145	17:24:24.787
98	1:43.934	+1.499	17:26:08.721
99	1:43.557	+1.122	17:27:52.278
100	1:43.965	+1.530	17:29:36.243
101	1:45.552	+3.117	17:31:21.795
102	1:44.034	+1.599	17:33:05.829
103	1:43.296	+0.861	17:34:49.125
104	1:44.714	+2.279	17:36:33.839
105	1:44.062	+1.627	17:38:17.901
106	1:45.123	+2.688	17:40:03.024
107	1:46.095	+3.660	17:41:49.119
108	1:43.109	+0.674	17:43:32.228
109	1:45.072	+2.637	17:45:17.300
110	1:43.301	+0.866	17:47:00.601
111	1:43.173	+0.738	17:48:43.774
112	1:44.418	+1.983	17:50:28.192
113	1:43.167	+0.732	17:52:11.359
114	1:42.864	+0.429	17:53:54.223
115	1:44.121	+1.686	17:55:38.344
116	1:43.798	+1.363	17:57:22.142
117	1:44.373	+1.938	17:59:06.515
118	1:44.374	+1.939	18:00:50.889
119	1:44.560	+2.125	18:02:35.449
120	1:44.358	+1.923	18:04:19.807

Best Tm: 1:42.864

Alex Gurney

p121	2:35.426	+52.991	18:06:55.233
Best Tm: 2:35.426			

(21) Vinkemulder/ Lewis/ Cono

Shane Lewis

1	2:00.070	+4.132	14:12:21.458
2	1:57.235	+1.297	14:14:18.693
3	1:57.515	+1.577	14:16:16.208
4	1:58.099	+2.161	14:18:14.307
5	1:59.136	+3.198	14:20:13.443
6	1:58.421	+2.483	14:22:11.864
7	1:57.824	+1.886	14:24:09.688
8	1:57.030	+1.092	14:26:06.718
9	1:56.443	+0.505	14:28:03.161
10	1:57.836	+1.898	14:30:00.997
11	1:58.223	+2.285	14:31:59.220
12	1:58.453	+2.515	14:33:57.673
13	1:59.488	+3.550	14:35:57.161
14	2:00.141	+4.203	14:37:57.302
15	2:00.184	+4.246	14:39:57.486
16	1:59.608	+3.670	14:41:57.094
17	1:59.329	+3.391	14:43:56.423
18	2:00.412	+4.474	14:45:56.835
19	1:59.041	+3.103	14:47:55.876
20	2:00.020	+4.082	14:49:55.896
p21	2:12.648	+16.710	14:52:08.544
Best Tm: 1:56.443			

Lap	Lap Tm	Diff	Time of Day
Jason Vinkemulder			
22	4:05.989	+2:10.051	14:56:14.533
23	2:02.610	+6.672	14:58:17.143
24	2:00.697	+4.759	15:00:17.840
25	2:03.027	+7.089	15:02:20.867
26	2:01.166	+5.228	15:04:22.033
27	2:06.163	+10.225	15:06:28.196
Best Tm: 2:00.697			

Matt Connolly

p28	3:02:55.543	-3:00:59.605	18:09:23.739
29	2:15.517	+19.579	18:11:39.256
30	2:53.307	+57.369	18:14:32.563
31	3:20.259	+1:24.321	18:17:52.822
p32	3:20.489	+1:24.551	18:21:13.311
33	3:45.992	+1:50.054	18:24:59.303
p34	3:02.640	+1:06.702	18:28:01.943
35	3:51.067	+1:55.129	18:31:53.010
36	1:58.038	+2.100	18:33:51.048
37	1:58.411	+2.473	18:35:49.459
38	1:58.103	+2.165	18:37:47.562
39	2:00.227	+4.289	18:39:47.789
40	1:57.756	+1.818	18:41:45.545
41	1:58.127	+2.189	18:43:43.672
42	1:58.907	+2.969	18:45:42.579
43	2:00.242	+4.304	18:47:42.821
44	1:57.922	+1.984	18:49:40.743
45	2:04.253	+8.315	18:51:44.996
46	2:02.661	+6.723	18:53:47.657
p47	2:15.554	+19.616	18:56:03.211
48	9:47.062	+7:51.124	19:05:50.273
49	2:01.036	+5.098	19:07:51.309
50	2:26.870	+30.932	19:10:18.179
51	2:08.252	+12.314	19:12:26.431
p52	2:11.158	+15.220	19:14:37.589
Best Tm: 1:57.756			

Shane Lewis

53	3:25.717	+1:29.779	19:18:03.306
54	1:58.878	+2.940	19:20:02.184
55	1:57.004	+1.066	19:21:59.188
56	2:00.416	+4.478	19:23:59.604
57	1:56.984	+1.046	19:25:56.588
58	1:56.138	+0.200	19:27:52.726
59	1:55.938	+0.100	19:29:48.664
60	1:56.476	+0.538	19:31:45.140
61	1:59.763	+3.825	19:33:44.903
62	1:57.886	+1.948	19:35:42.789
63	1:57.942	+2.004	19:37:40.731
64	1:57.860	+1.922	19:39:38.591
65	2:01.798	+5.860	19:41:40.389
66	1:59.099	+3.161	19:43:39.488
67	1:58.518	+2.580	19:45:38.006
68	1:58.803	+2.865	19:47:36.809
69	1:57.530	+1.592	19:49:34.339
70	1:57.434	+1.496	19:51:31.773
71	1:57.622	+1.684	19:53:29.395
72	2:01.689	+5.751	19:55:31.084
73	2:03.009	+7.071	19:57:34.093
74	2:03.347	+7.409	19:59:37.440

Lap	Lap Tm	Diff	Time of Day
p75	2:18.156	+22.218	20:01:55.596
Best Tm: 1:55.938			
76	10:33.182	+8:37.244	20:12:28.778
77	2:19.134	+23.196	20:14:47.912
Best Tm: 2:19.134			

(43) Nonnamaker/ Nonnamaker

Wayne Nonnamaker

1	1:59.395	+4.767	14:12:20.560
2	1:55.953	+1.325	14:14:16.513
3	1:55.563	+0.935	14:16:12.076
4	1:55.391	+0.763	14:18:07.467
5	1:57.955	+3.327	14:20:05.422
6	1:56.381	+1.753	14:22:01.803
7	1:56.748	+2.120	14:23:58.551
8	1:55.616	+0.988	14:25:54.167
9	1:56.337	+1.709	14:27:50.504
10	1:55.482	+0.854	14:29:45.986
11	1:54.628	+0.000	14:31:40.614
12	1:55.202	+0.574	14:33:35.816
13	1:55.707	+1.079	14:35:31.523
14	1:56.135	+1.507	14:37:27.658
15	1:56.935	+2.307	14:39:24.593
16	1:55.074	+0.446	14:41:19.667
17	1:55.133	+0.505	14:43:14.800
18	1:55.929	+1.301	14:45:10.729
19	1:57.767	+3.139	14:47:08.496
20	1:55.843	+1.215	14:49:04.339
p21	2:07.189	+12.561	14:51:11.528
22	3:00.826	+1:06.198	14:54:12.354
23	1:57.246	+2.618	14:56:09.600
24	1:56.323	+1.695	14:58:05.923
25	1:55.711	+1.083	15:00:01.634
26	1:56.217	+1.589	15:01:57.851
27	1:55.680	+1.052	15:03:53.531
28	1:58.195	+3.567	15:05:51.726
29	1:57.252	+2.624	15:07:48.978
30	1:59.763	+5.135	15:09:48.741
31	2:10.675	+16.047	15:11:59.416
32	2:00.187	+5.559	15:13:59.603
p33	3:23.886	+1:29.258	15:17:23.489
34	4:22.075	+2:27.447	15:21:45.564
35	1:57.232	+2.604	15:23:42.796
36	1:55.355	+0.727	15:25:38.151
37	1:55.488	+0.860	15:27:33.639
38	1:57.118	+2.490	15:29:30.757
39	2:05.879	+11.251	15:31:36.636
40	2:05.812	+11.184	15:33:42.448
41	2:04.241	+9.613	15:35:46.689
p42	2:51.465	+56.837	15:38:38.154
Best Tm: 1:54.628			
Joe Nonnamaker			
43	4:18.760	+2:24.132	15:42:56.914
44	1:58.526	+3.898	15:44:55.440
45	1:58.965	+4.337	15:46:54.405
46	1:58.162	+3.534	15:48:52.567
47	1:57.896	+3.268	15:50:50.463

Timing & Scoring

Race Director

Orbits 4

www.amb-it.com

www.mylaps.com

Licensed to: Grand American Road Racing



PROVISIONAL

Sahlen's Six Hours of the Glen

Rolex
 Grand-Am Rolex Race
 Race started at 14:09:27

Watkins Glen 3.400 Miles

6/6/2009 02:15 PM



Lap	Lap Tm	Diff	Time of Day
48	1:57.425	+2.797	15:52:47.888
49	1:56.409	+1.781	15:54:44.297
50	1:56.804	+2.176	15:56:41.101
51	1:57.617	+2.989	15:58:38.718
52	1:56.885	+2.257	16:00:35.603
53	1:59.232	+4.604	16:02:34.835
54	2:00.255	+5.627	16:04:35.090
55	2:00.295	+5.667	16:06:35.385
56	2:41.600	+46.972	16:09:16.985
p57	3:06.361	+1:11.733	16:12:23.346
58	4:24.902	+2:30.274	16:16:48.248
59	1:56.452	+1.824	16:18:44.700
60	1:55.370	+0.742	16:20:40.070
61	1:57.672	+3.044	16:22:37.742
62	2:00.187	+5.559	16:24:37.929
63	1:59.894	+5.266	16:26:37.823
p64	3:01.703	+1:07.075	16:29:39.526
65	3:20.379	+1:25.751	16:32:59.905

Best Tm: 1:55.370

Wayne Nonnamaker

66	1:54.911	+0.283	16:34:54.816
67	1:54.674	+0.046	16:36:49.490
68	1:54.796	+0.168	16:38:44.286
69	1:54.807	+0.179	16:40:39.093
70	1:54.859	+0.231	16:42:33.952
71	1:58.277	+3.649	16:44:32.229
p72	2:13.284	+18.656	16:46:45.513
p73	4:24.187	+2:29.559	16:51:09.700

Best Tm: 1:54.674

(77) Gidley/ Jaeger

Brad Jaeger

1	1:51.697	+6.174	14:11:21.380
2	1:46.803	+1.280	14:13:08.183
3	1:46.285	+0.762	14:14:54.468
4	1:46.228	+0.705	14:16:40.696
5	1:46.270	+0.747	14:18:26.966
6	1:47.435	+1.912	14:20:14.401
7	1:48.605	+3.082	14:22:03.006
8	1:46.763	+1.240	14:23:49.769
9	1:46.237	+0.714	14:25:36.006
10	1:47.799	+2.276	14:27:23.805
11	1:50.800	+5.277	14:29:14.605
12	1:45.998	+0.475	14:31:00.603
13	1:46.463	+0.940	14:32:47.066
14	1:45.523		14:34:32.589
15	1:46.939	+1.416	14:36:19.528
16	1:46.260	+0.737	14:38:05.788
17	1:47.547	+2.024	14:39:53.335
18	1:48.053	+2.530	14:41:41.388
19	1:47.612	+2.089	14:43:29.000
20	1:45.768	+0.245	14:45:14.768
21	1:46.770	+1.247	14:47:01.538
22	1:46.291	+0.768	14:48:47.829
23	1:47.005	+1.482	14:50:34.834
24	1:46.376	+0.853	14:52:21.210

Best Tm: 1:45.523

Lap	Lap Tm	Diff	Time of Day
(09) Cosmo/ Russell/ Garcia			
Guy Cosmo			
1	1:50.350	+6.156	14:11:19.508
2	1:46.415	+2.221	14:13:05.923
3	1:45.068	+0.874	14:14:50.991
4	1:45.235	+1.041	14:16:36.226
5	1:45.465	+1.271	14:18:21.691
6	1:47.489	+3.295	14:20:09.180
7	1:45.462	+1.268	14:21:54.642
8	1:46.024	+1.830	14:23:40.666
9	1:45.262	+1.068	14:25:25.928
10	1:45.431	+1.237	14:27:11.359
11	1:45.930	+1.736	14:28:57.289
12	1:44.299	+0.105	14:30:41.588
13	1:44.194		14:32:25.782
14	1:44.405	+0.211	14:34:10.187
15	1:45.278	+1.084	14:35:55.465
16	1:45.535	+1.341	14:37:41.000

Best Tm: 1:44.194

Timing & Scoring

Race Director

Orbits 4

www.amb-it.com

www.mylaps.com

Licensed to: Grand American Road Racing